



BMCRC-MRO Championships 2020

Round 4

Brands Hatch GP Circuit

3rd / 4th October 2020



Results Provided by Timing Solutions Ltd
www.tsl-timing.com

BMCRC-MRO Championships 2020



CHILTON MOTORS LTD
MZ CHAMPIONSHIP



CHILTON MOTORS 250 MZ & G-FORCE BLUE HAZE GPF

Brands Hatch GP Circuit

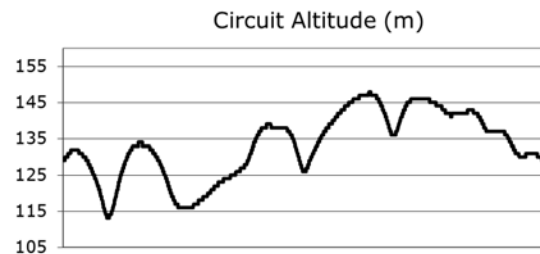
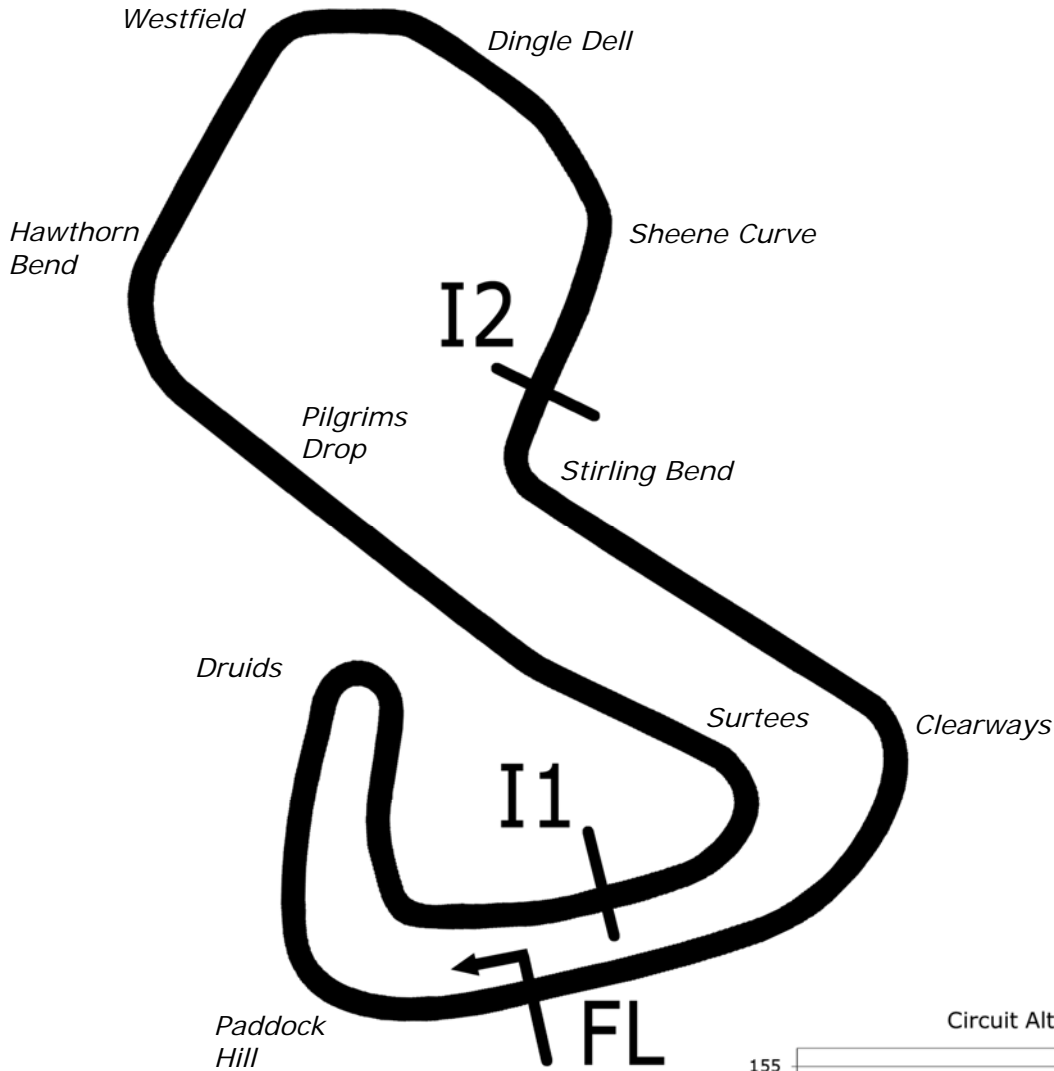
3rd / 4th October 2020



Results Provided by Timing Solutions Ltd

www.tsl-timing.com

Brands Hatch GP



Length	2.4332 miles	3916.0 m	
FL		51.36032 N	0.26032 E
I1	1116m	51.35934 N	0.25955 E
I2	2928m	51.35532 N	0.26250 E
Pit Entry	3646m	51.35911 N	0.25743 E
Pit Exit	26m after FL	51.36027 N	0.26078 E
Pit Entry-Pit Exit 277m, 16.6s @60kph, 12.4s @80kph			

All results available at www.tsl-timing.com

BMCRC - MRO Championships 2020 - Rnd 4 @ Brands Hatch GP

Yamaha Past Masters & BMZRC 250MZ

QUALIFYING - CLASSIFICATION

POS	NO	CL	PIC NAME	ENTRY	TIME	ON	LAPS	GAP	DIFF	MPH
1	13		1 Jamie KELMAN	Yamaha TZR250 -	1:55.852	6	6			75.61
2	24		2 Scott CARSON	Yamaha TZR250 - Brian Grays Powerbiking,All England I	1:57.763	5	6	1.911	1.911	74.38
3	96*		3 Anthony JOHNSON	Yamaha TZR 250 - Technical lifting service's	1:58.287	5	6	2.435	0.524	74.05
4	11		4 Andrew BOWN	Yamaha TZR250 -	2:01.288	2	5	5.436	3.001	72.22
5	19		5 Peter BRANTON	Yamaha TZR250 - Exactweld Racing	2:02.475	4	5	6.623	1.187	71.52
6	15		6 Billy PERKINS	Yamaha TZR250 - T.w fuggle & son / Windsor food mach	2:03.008	2	2	7.156	0.533	71.21
7	4		7 Denis HALIL	Yamaha TZR250 - D & A AUTOS	2:03.674	5	5	7.822	0.666	70.83
8	3		8 Alan COOPER	Yamaha TZR250 - twistgrip motorcycles	2:04.003	5	5	8.151	0.329	70.64
9	0		9 Paul TOLAND	Yamaha TZR250 - Kippers keys	2:04.972	2	4	9.120	0.969	70.09
10	74		10 Paul WHITBY	Yamaha TZR250 - Greybridge Ltd	2:05.121	2	5	9.269	0.149	70.01
11	57		11 Geoff MOOK	Yamaha TZR250 -	2:05.326	5	5	9.474	0.205	69.89
12	92		12 Derek CRIPPS	Yamaha TZR250 - Kelly Cripps	2:05.390	5	5	9.538	0.064	69.86
13	70		13 Andrew BURSCOUGH	Yamaha YPVS 350 - Apollo/Merlin/Abbey/Maritanium	2:05.425	2	5	9.573	0.035	69.84
14	9		1 Gary HOWLETT	MZ TS250 - HS Racing	2:06.664	4	5	10.812	1.239	69.15
15	26	R	1 Damian LEE	Yamaha TZR250 - Leed Autos	2:06.832	5	5	10.980	0.168	69.06
16	60	C	1 Daniel GOUGH	Yamaha TZR 250 - G Force Motorcycles	2:07.143	5	5	11.291	0.311	68.89
17	81		14 Scott GRANT	Yamaha TZR250 - Avbase Flight Group	2:07.730	2	5	11.878	0.587	68.58
18	75		2 Peter WOODALL	MZ ETZ 250 - Core Projects Ltd	2:07.931	4	4	12.079	0.201	68.47
19	85		3 Andrew WALES	MZ ETZ 250 - Illuminated Design LTD	2:08.301	5	5	12.449	0.370	68.27
20	53	C	2 Alan COATES	Yamaha TZR250 - Clarendon Motorcycles Hull	2:10.978	4	5	15.126	2.677	66.88
21	96		4 Chris KENT	MZ ETZ 250 - Buxton Powder Coating	2:11.317	5	5	15.465	0.339	66.70
22	95		5 Christopher ROGERS	MZ ETZ 250 - CB Racing	2:11.585	5	5	15.733	0.268	66.57
23	69		6 Alexander MANN	Mz TS 250 - HS RACING	2:11.902	5	5	16.050	0.317	66.41
24	35		7 Liam NEWMAN	MZ ETZ 250 - Team newman racing	2:11.954	2	4	16.102	0.052	66.38
25	56		8 Russell TURNER	MZ ETZ 250 -	2:12.063	5	5	16.211	0.109	66.33
26	33	C	3 Kieran LEWIS	Yamaha TZR250 - Controls For Doors Ltd/ G Force Motor	2:13.367	5	5	17.515	1.304	65.68
27	44		9 Robert DESSOY	MZ ETZ 250 - Eastern Garage Racing	2:13.730	3	5	17.878	0.363	65.50
28	22		10 Simon FINCH	MZ ETZ250 - BlueCloud Projects Ltd	2:14.420	5	5	18.568	0.690	65.16
29	46	C	4 Kevin MARSHALL	Yamaha TZR250 -	2:14.570	1	5	18.718	0.150	65.09
30	108	R	1 Ian KEEBLE	MZ ETZ 250 -	2:17.665	5	5	21.813	3.095	63.63
31	32*		11 John ASHMEAD	MZ ETZ 250 -	2:17.828	4	5	21.976	0.163	63.55
32	6	R	2 Paul ANSELL	MZ ETZ 250 -	2:18.071	5	5	22.219	0.243	63.44
33	3		12 Max MAUD	MZ ETZ 250 -	2:18.517	4	5	22.665	0.446	63.24
34	100	R	2 Stephen WIMBLE	Yamaha TZR 250 - www.ypmrc.co.uk	2:19.845	5	5	23.993	1.328	62.63
35	99	C	5 Paul FIRTH	Yamaha TZR 250 2MA -	2:21.397	3	3	25.545	1.552	61.95
36	46	R	3 Steve BRIGDEN	MZ ETZ 250 -	2:22.639	2	4	26.787	1.242	61.41
37	94		13 David RASHLEIGH	MZ ETZ 250 -	2:23.724	4	4	27.872	1.085	60.94
38	566	R	4 Michael WILBY	MZ ETZ 250 - Sziler UK	2:23.818	4	4	27.966	0.094	60.90
39	90	R	5 Steve PELLIS	MZ ETZ250 - LEC Group	2:24.980	1	1	29.128	1.162	60.42
40	67	C	6 Mark BAILEY	Yamaha TZR250 - Gforce motorcycles	2:25.413	4	4	29.561	0.433	60.24
41	38		14 Chris PETTET	MZ ETZ 250 -	2:28.164	4	4	32.312	2.751	59.12
42	25	C	7 Nigel TERRY	Yamaha TZR250 - NTrap Garage Doors	2:28.689	4	4	32.837	0.525	58.91
43	49	R	6 Andy MARKS	MZ ETZ 250 - Kingpin Components	2:29.157	3	4	33.305	0.468	58.72
44	93		15 Jamie DONALDSON	MZ ETZ 250 - Chilton Motors	2:29.832	4	4	33.980	0.675	58.46
45	41	C	8 Paul BOWLING	Yamaha TDR250 -	2:29.836	4	4	33.984	0.004	58.46
46	42	C	9 Martin PEARSON	Yamaha TZR250 - Viking Inspection	2:30.237	4	4	34.385	0.401	58.30
47	73	R	3 Colvin TURNER	Yamaha TZR250 -	2:43.645	1	4	47.793	13.408	53.52
48	75		15 Steve HIGERTY	Yamaha TZR250 - Cambridge Motorcycles			0			
49	67		16 Giles SPENCER	MZ ETZ 250 -			0			

* Bike 32 - Please fit working transponder

* Bike 96 (YPM) - Fastest lap disallowed - yellow flag infringement

Brands Hatch GP

Circuit Length = 2.4332 miles

Start: 09:16 Flag 09:28 End: 09:30

Weather / Track : Cloudy / Wet

These results are provisional until the conclusion of any judicial and technical matters.

Clerk Of Course :	Steward :	Timekeeper :

Results can be found at www.tsl-timing.com

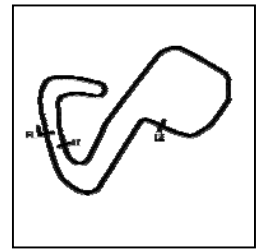
Printed - 09:31 Saturday, 03 October 2020



BMCRC - MRO Championships 2020 - Rnd 4 @ Brands Hatch GP

Yamaha Past Masters & BMZRC 250MZ

QUALIFYING - SECTOR ANALYSIS



SECTOR 1 = FL to I1, SECTOR 2 = I1 to I2, SECTOR 3 = I2 to FL, DIFF = Difference To Personal Best Lap, P = Crossed Finish Line in Pit Lane, D = Time Disallowed

P1 13		Jamie KELMAN			Yamaha TZR250 -		
IDEAL LAP TIME : 1:55.637		BEST LAP TIME : 1:55.852		DIFFERENCE : 0.215			
LAP	SECTOR 1	SECTOR 2	SECTOR 3	LAP TIME	MPH	DIFF	TIME OF DAY
1 -	38.819	54.646	29.049	2:02.514	71.50	6.662	09:20:05.385
2 -	37.857	53.494	27.891	1:59.242	73.46	3.390	09:22:04.627
3 -	37.305	52.783	31.115	2:01.203	72.27	5.351	09:24:05.830
4 -	36.972	51.964	27.655	1:56.591 (3)	75.13	0.739	09:26:02.421
5 -	36.404	52.569	27.517	1:56.490 (2)	75.19	0.638	09:27:58.911
6 -	36.544	51.716	27.592	1:55.852 (1)	75.61		09:29:54.763

P2 24		Scott CARSON			Yamaha TZR250 - Brian Grays Powerbiking,All England Diamor		
IDEAL LAP TIME : 1:57.486		BEST LAP TIME : 1:57.763		DIFFERENCE : 0.277			
LAP	SECTOR 1	SECTOR 2	SECTOR 3	LAP TIME	MPH	DIFF	TIME OF DAY
1 -	38.126	55.937	29.605	2:03.668	70.83	5.905	09:19:54.411
2 -	37.598	56.295	28.790	2:02.683	71.40	4.920	09:21:57.094
3 -	37.446	54.703	28.778	2:00.927	72.43	3.164	09:23:58.021
4 -	36.942	54.688	27.939	1:59.569 (3)	73.26	1.806	09:25:57.590
5 -	36.493	53.147	28.123	1:57.763 (1)	74.38		09:27:55.353
6 -	36.874	53.054	27.989	1:57.917 (2)	74.28	0.154	09:29:53.270

P3 96		Anthony JOHNSON			Yamaha TZR 250 - Technical lifting service's		
IDEAL LAP TIME : 1:57.165		BEST LAP TIME : 1:58.287		DIFFERENCE : 1.122			
LAP	SECTOR 1	SECTOR 2	SECTOR 3	LAP TIME	MPH	DIFF	TIME OF DAY
1 -	39.061	56.056	29.082	2:04.199	70.53	5.912	09:19:55.856
2 -	46.624	54.015	27.970	2:08.609	68.11	10.322	09:22:04.465
3 -	36.915	53.019	30.264	2:00.198 (3)	72.87	1.911	09:24:04.663
4 -	37.501	52.479	27.935	1:57.915 D	74.28		09:26:02.578
5 -	37.116	53.082	28.089	1:58.287 (1)	74.05		09:28:00.865
6 -	36.751	52.544	29.252	1:58.547 (2)	73.89	0.260	09:29:59.412

P4 11		Andrew BOWN			Yamaha TZR250 -		
IDEAL LAP TIME : 2:00.830		BEST LAP TIME : 2:01.288		DIFFERENCE : 0.458			
LAP	SECTOR 1	SECTOR 2	SECTOR 3	LAP TIME	MPH	DIFF	TIME OF DAY
1 -	42.009	56.679	28.693	2:07.381	68.76	6.093	09:20:21.514
2 -	38.696	53.941	28.651	2:01.288 (1)	72.22		09:22:22.802
3 -	38.374	54.014	29.422	2:01.810 (2)	71.91	0.522	09:24:24.612
4 -	38.238	55.156	28.753	2:02.147 (3)	71.71	0.859	09:26:26.759
5 -	39.327	54.967	29.559	2:03.853	70.72	2.565	09:28:30.612

P5 19		Peter BRANTON			Yamaha TZR250 - Exactweld Racing		
IDEAL LAP TIME : 2:01.748		BEST LAP TIME : 2:02.475		DIFFERENCE : 0.727			
LAP	SECTOR 1	SECTOR 2	SECTOR 3	LAP TIME	MPH	DIFF	TIME OF DAY
1 -	40.299	58.536	31.272	2:10.107	67.32	7.632	09:20:16.864
2 -	39.388	55.866	29.024	2:04.278	70.48	1.803	09:22:21.142
3 -	38.760	54.530	29.507	2:02.797 (2)	71.33	0.322	09:24:23.939
4 -	38.523	55.257	28.695	2:02.475 (1)	71.52		09:26:26.414
5 -	39.279	55.961	28.879	2:04.119 (3)	70.57	1.644	09:28:30.533

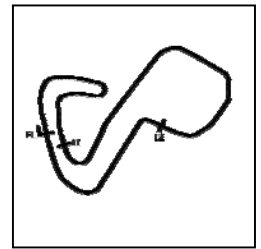
P6 15		Billy PERKINS			Yamaha TZR250 - T.w fuggle & son / Windsor food machinery		
IDEAL LAP TIME : 2:02.924		BEST LAP TIME : 2:03.008		DIFFERENCE : 0.084			
LAP	SECTOR 1	SECTOR 2	SECTOR 3	LAP TIME	MPH	DIFF	TIME OF DAY
1 -	39.029	57.046	29.802	2:05.877 (2)	69.59	2.869	09:20:03.028
2 -	39.113	55.308	28.587	2:03.008 (1)	71.21		09:22:06.036

Weather / Track : Cloudy / Wet

BMCRC - MRO Championships 2020 - Rnd 4 @ Brands Hatch GP

Yamaha Past Masters & BMZRC 250MZ

QUALIFYING - SECTOR ANALYSIS



SECTOR 1 = FL to I1, SECTOR 2 = I1 to I2, SECTOR 3 = I2 to FL, DIFF = Difference To Personal Best Lap, P = Crossed Finish Line in Pit Lane, D = Time Disallowed

P7 4		Denis HALIL		Yamaha TZR250 - D & A AUTOS			
IDEAL LAP TIME : 2:02.985		BEST LAP TIME : 2:03.674		DIFFERENCE : 0.689			
LAP	SECTOR 1	SECTOR 2	SECTOR 3	LAP TIME	MPH	DIFF	TIME OF DAY
1 -	40.216	59.167	29.812	2:09.195	67.80	5.521	09:20:07.890
2 -	40.303	55.412	29.138	2:04.853 (2)	70.16	1.179	09:22:12.743
3 -	38.783	56.274	30.079	2:05.136 (3)	70.00	1.462	09:24:17.879
4 -	38.612	57.837	29.170	2:05.619	69.73	1.945	09:26:23.498
5 -	38.949	55.764	28.961	2:03.674 (1)	70.83		09:28:27.172

P8 3		Alan COOPER		Yamaha TZR250 - twistgrip motorcycles			
IDEAL LAP TIME : 2:02.932		BEST LAP TIME : 2:04.003		DIFFERENCE : 1.071			
LAP	SECTOR 1	SECTOR 2	SECTOR 3	LAP TIME	MPH	DIFF	TIME OF DAY
1 -	42.367	1:00.466	29.696	2:12.529	66.09	8.526	09:20:39.348
2 -	39.287	57.980	28.126	2:05.393 (3)	69.85	1.390	09:22:44.741
3 -	38.194	57.117	31.235	2:06.546	69.22	2.543	09:24:51.287
4 -	38.009	57.734	28.752	2:04.495 (2)	70.36	0.492	09:26:55.782
5 -	38.340	56.797	28.866	2:04.003 (1)	70.64		09:28:59.785

P9 0		Paul TOLAND		Yamaha TZR250 - Kippers keys			
IDEAL LAP TIME : 2:04.823		BEST LAP TIME : 2:04.972		DIFFERENCE : 0.149			
LAP	SECTOR 1	SECTOR 2	SECTOR 3	LAP TIME	MPH	DIFF	TIME OF DAY
1 -	42.067	58.188	29.250	2:09.505	67.64	4.533	09:20:22.778
2 -	39.531	56.042	29.399	2:04.972 (1)	70.09		09:22:27.750
3 -	39.898	57.377	29.840	2:07.115 (3)	68.91	2.143	09:24:34.865
4 -	40.026	56.224	29.540	2:05.790 (2)	69.63	0.818	09:26:40.655

P10 74		Paul WHITBY		Yamaha TZR250 - Greybridge Ltd			
IDEAL LAP TIME : 2:04.658		BEST LAP TIME : 2:05.121		DIFFERENCE : 0.463			
LAP	SECTOR 1	SECTOR 2	SECTOR 3	LAP TIME	MPH	DIFF	TIME OF DAY
1 -	40.000	58.764	29.919	2:08.683	68.07	3.562	09:20:05.768
2 -	39.392	56.334	29.395	2:05.121 (1)	70.01		09:22:10.889
3 -	39.985	56.412	30.525	2:06.922 (3)	69.01	1.801	09:24:17.811
4 -	39.587	59.427	29.419	2:08.433	68.20	3.312	09:26:26.244
5 -	40.284	55.871	30.290	2:06.445 (2)	69.27	1.324	09:28:32.689

P11 57		Geoff MOOK		Yamaha TZR250 -			
IDEAL LAP TIME : 2:05.024		BEST LAP TIME : 2:05.326		DIFFERENCE : 0.302			
LAP	SECTOR 1	SECTOR 2	SECTOR 3	LAP TIME	MPH	DIFF	TIME OF DAY
1 -	42.393	1:00.054	30.734	2:13.181	65.77	7.855	09:20:17.055
2 -	39.830	56.573	29.469	2:05.872 (2)	69.59	0.546	09:22:22.927
3 -	39.067	56.514	30.496	2:06.077 (3)	69.48	0.751	09:24:29.004
4 -	40.068	56.754	29.849	2:06.671	69.15	1.345	09:26:35.675
5 -	39.311	56.488	29.527	2:05.326 (1)	69.89		09:28:41.001

P12 92		Derek CRIPPS		Yamaha TZR250 - Kelly Cripps			
IDEAL LAP TIME : 2:05.062		BEST LAP TIME : 2:05.390		DIFFERENCE : 0.328			
LAP	SECTOR 1	SECTOR 2	SECTOR 3	LAP TIME	MPH	DIFF	TIME OF DAY
1 -	45.446	1:01.955	30.498	2:17.899	63.52	12.509	09:20:41.814
2 -	40.550	57.342	29.754	2:07.646 (3)	68.62	2.256	09:22:49.460
3 -	39.992	56.884	30.249	2:07.125 (2)	68.90	1.735	09:24:56.585
4 -	40.404	58.273	30.400	2:09.077	67.86	3.687	09:27:05.662
5 -	39.044	56.264	30.082	2:05.390 (1)	69.86		09:29:11.052

Weather / Track : Cloudy / Wet

Brands Hatch GP

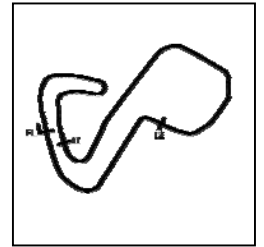
Circuit Length = 2.4332 miles

Start: 09:16 Flag 09:28 End: 09:30

BMCRC - MRO Championships 2020 - Rnd 4 @ Brands Hatch GP

Yamaha Past Masters & BMZRC 250MZ

QUALIFYING - SECTOR ANALYSIS



SECTOR 1 = FL to I1, SECTOR 2 = I1 to I2, SECTOR 3 = I2 to FL, DIFF = Difference To Personal Best Lap, P = Crossed Finish Line in Pit Lane, D = Time Disallowed

P13 70		Andrew BURSCOUGH		Yamaha YPVS 350 - Apollo/Merlin/Abbey/Martitanium			
IDEAL LAP TIME : 2:04.698		BEST LAP TIME : 2:05.425		DIFFERENCE : 0.727			
LAP	SECTOR 1	SECTOR 2	SECTOR 3	LAP TIME	MPH	DIFF	TIME OF DAY
1 -	41.278	59.205	29.476	2:09.959	67.40	4.534	09:20:05.091
2 -	39.732	56.240	29.453	2:05.425 (1)	69.84		09:22:10.516
3 -	40.677	57.396	29.615	2:07.688	68.60	2.263	09:24:18.204
4 -	39.627	58.441	29.161	2:07.229 (3)	68.85	1.804	09:26:25.433
5 -	39.297	56.281	29.926	2:05.504 (2)	69.79	0.079	09:28:30.937

P14 9		Gary HOWLETT		MZ TS250 - HS Racing			
IDEAL LAP TIME : 2:06.366		BEST LAP TIME : 2:06.664		DIFFERENCE : 0.298			
LAP	SECTOR 1	SECTOR 2	SECTOR 3	LAP TIME	MPH	DIFF	TIME OF DAY
1 -	44.222	1:04.154	31.804	2:20.180	62.48	13.516	09:20:48.522
2 -	41.335	59.423	30.904	2:11.662	66.53	4.998	09:23:00.184
3 -	40.617	59.108	30.725	2:10.450 (3)	67.15	3.786	09:25:10.634
4 -	39.551	57.131	29.982	2:06.664 (1)	69.15		09:27:17.298
5 -	40.114	57.161	29.684	2:06.959 (2)	68.99	0.295	09:29:24.257

P15 26 R		Damian LEE		Yamaha TZR250 - Leed Autos			
IDEAL LAP TIME : 2:06.832		BEST LAP TIME : 2:06.832		DIFFERENCE : 0.000			
LAP	SECTOR 1	SECTOR 2	SECTOR 3	LAP TIME	MPH	DIFF	TIME OF DAY
1 -	43.962	1:06.764	31.505	2:22.231	61.58	15.399	09:20:50.718
2 -	42.916	1:01.003	30.013	2:13.932	65.40	7.100	09:23:04.650
3 -	41.224	59.342	30.682	2:11.248 (3)	66.74	4.416	09:25:15.898
4 -	40.902	58.636	29.688	2:09.226 (2)	67.78	2.394	09:27:25.124
5 -	40.261	57.662	28.909	2:06.832 (1)	69.06		09:29:31.956

P16 60 C		Daniel GOUGH		Yamaha TZR 250 - G Force Motorcycles			
IDEAL LAP TIME : 2:05.823		BEST LAP TIME : 2:07.143		DIFFERENCE : 1.320			
LAP	SECTOR 1	SECTOR 2	SECTOR 3	LAP TIME	MPH	DIFF	TIME OF DAY
1 -	40.719	58.870	30.182	2:09.771	67.50	2.628	09:20:07.713
2 -	40.757	57.668	29.778	2:08.203 (2)	68.32	1.060	09:22:15.916
3 -	41.718	57.588	31.320	2:10.626	67.06	3.483	09:24:26.542
4 -	39.925	57.163	31.275	2:08.363 (3)	68.24	1.220	09:26:34.905
5 -	39.605	58.483	29.055	2:07.143 (1)	68.89		09:28:42.048

P17 81		Scott GRANT		Yamaha TZR250 - Avbase Flight Group			
IDEAL LAP TIME : 2:07.386		BEST LAP TIME : 2:07.730		DIFFERENCE : 0.344			
LAP	SECTOR 1	SECTOR 2	SECTOR 3	LAP TIME	MPH	DIFF	TIME OF DAY
1 -	41.990	58.624	30.199	2:10.813	66.96	3.083	09:20:24.696
2 -	39.985	57.642	30.103	2:07.730 (1)	68.58		09:22:32.426
3 -	40.625	57.949	30.162	2:08.736 (3)	68.04	1.006	09:24:41.162
4 -	40.638	57.808	30.118	2:08.564 (2)	68.13	0.834	09:26:49.726
5 -	40.472	59.192	29.759	2:09.423	67.68	1.693	09:28:59.149

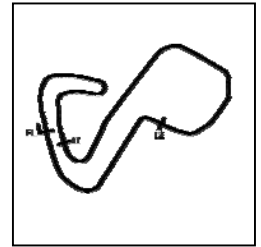
P18 75		Peter WOODALL		MZ ETZ 250 - Core Projects Ltd			
IDEAL LAP TIME : 2:07.931		BEST LAP TIME : 2:07.931		DIFFERENCE : 0.000			
LAP	SECTOR 1	SECTOR 2	SECTOR 3	LAP TIME	MPH	DIFF	TIME OF DAY
1 -	43.456	1:01.582	31.660	2:16.698	64.08	8.767	09:20:59.131
2 -	42.627	59.495	31.168	2:13.290 (3)	65.72	5.359	09:23:12.421
3 -	41.003	58.095	31.161	2:10.259 (2)	67.24	2.328	09:25:22.680
4 -	39.482	57.820	30.629	2:07.931 (1)	68.47		09:27:30.611

Weather / Track : Cloudy / Wet

BMCRC - MRO Championships 2020 - Rnd 4 @ Brands Hatch GP

Yamaha Past Masters & BMZRC 250MZ

QUALIFYING - SECTOR ANALYSIS



SECTOR 1 = FL to I1, SECTOR 2 = I1 to I2, SECTOR 3 = I2 to FL, DIFF = Difference To Personal Best Lap, P = Crossed Finish Line in Pit Lane, D = Time Disallowed

P19 85		Andrew WALES		MZ ETZ 250 - Illuminated Design LTD			
IDEAL LAP TIME : 2:08.301		BEST LAP TIME : 2:08.301		DIFFERENCE : 0.000			
LAP	SECTOR 1	SECTOR 2	SECTOR 3	LAP TIME	MPH	DIFF	TIME OF DAY
1 -	41.513	1:00.989	31.897	2:14.399	65.17	6.098	09:20:30.520
2 -	41.011	59.210	30.802	2:11.023 (3)	66.85	2.722	09:22:41.543
3 -	40.561	59.081	31.746	2:11.388	66.67	3.087	09:24:52.931
4 -	40.319	58.758	30.707	2:09.784 (2)	67.49	1.483	09:27:02.715
5 -	40.064	57.741	30.496	2:08.301 (1)	68.27		09:29:11.016

P20 53 C		Alan COATES		Yamaha TZR250 - Clarendon Motorcycles Hull			
IDEAL LAP TIME : 2:10.257		BEST LAP TIME : 2:10.978		DIFFERENCE : 0.721			
LAP	SECTOR 1	SECTOR 2	SECTOR 3	LAP TIME	MPH	DIFF	TIME OF DAY
1 -	44.864	1:08.054	32.901	2:25.819	60.07	14.841	09:20:56.391
2 -	42.280	1:01.862	32.349	2:16.491	64.17	5.513	09:23:12.882
3 -	42.860	1:00.518	31.549	2:14.927 (3)	64.92	3.949	09:25:27.809
4 -	41.349	57.772	30.857	2:10.978 (1)	66.88		09:27:38.787
5 -	40.628	1:01.303	31.001	2:12.932 (2)	65.89	1.954	09:29:51.719

P21 96		Chris KENT		MZ ETZ 250 - Buxton Powder Coating			
IDEAL LAP TIME : 2:11.317		BEST LAP TIME : 2:11.317		DIFFERENCE : 0.000			
LAP	SECTOR 1	SECTOR 2	SECTOR 3	LAP TIME	MPH	DIFF	TIME OF DAY
1 -	43.303	1:03.739	32.473	2:19.515	62.78	8.198	09:20:21.656
2 -	42.791	1:02.694	31.966	2:17.451	63.73	6.134	09:22:39.107
3 -	41.979	1:00.725	31.685	2:14.389 (2)	65.18	3.072	09:24:53.496
4 -	41.656	1:01.372	31.652	2:14.680 (3)	65.04	3.363	09:27:08.176
5 -	41.238	59.187	30.892	2:11.317 (1)	66.70		09:29:19.493

P22 95		Christopher ROGERS		MZ ETZ 250 - CB Racing			
IDEAL LAP TIME : 2:11.214		BEST LAP TIME : 2:11.585		DIFFERENCE : 0.371			
LAP	SECTOR 1	SECTOR 2	SECTOR 3	LAP TIME	MPH	DIFF	TIME OF DAY
1 -	43.595	1:03.822	32.139	2:19.556	62.76	7.971	09:21:01.606
2 -	42.852	1:01.626	32.206	2:16.684	64.08	5.099	09:23:18.290
3 -	42.211	1:01.268	33.170	2:16.649 (3)	64.10	5.064	09:25:34.939
4 -	43.319	1:00.396	30.949	2:14.664 (2)	65.04	3.079	09:27:49.603
5 -	41.123	59.142	31.320	2:11.585 (1)	66.57		09:30:01.188

P23 69		Alexander MANN		Mz TS 250 - HS RACING			
IDEAL LAP TIME : 2:11.801		BEST LAP TIME : 2:11.902		DIFFERENCE : 0.101			
LAP	SECTOR 1	SECTOR 2	SECTOR 3	LAP TIME	MPH	DIFF	TIME OF DAY
1 -	46.623	1:10.717	32.275	2:29.615	58.54	17.713	09:21:17.991
2 -	43.476	1:02.136	31.992	2:17.604	63.65	5.702	09:23:35.595
3 -	40.914	1:02.444	31.551	2:14.909 (3)	64.93	3.007	09:25:50.504
4 -	41.454	1:00.520	30.937	2:12.911 (2)	65.90	1.009	09:28:03.415
5 -	40.344	1:00.560	30.998	2:11.902 (1)	66.41		09:30:15.317

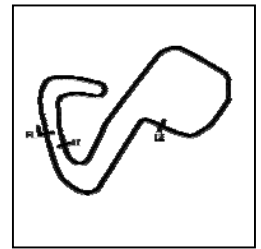
P24 35		Liam NEWMAN		MZ ETZ 250 - Team newman racing			
IDEAL LAP TIME : 2:11.525		BEST LAP TIME : 2:11.954		DIFFERENCE : 0.429			
LAP	SECTOR 1	SECTOR 2	SECTOR 3	LAP TIME	MPH	DIFF	TIME OF DAY
1 -	42.670	1:01.745	32.587	2:17.002 (3)	63.93	5.048	09:20:27.086
2 -	40.918	59.658	31.378	2:11.954 (1)	66.38		09:22:39.040
3 -	41.240	59.229	32.997	2:13.466 (2)	65.63	1.512	09:24:52.506
4 -	43.362	1:06.806	32.265	2:22.433	61.50	10.479	09:27:14.939

Weather / Track : Cloudy / Wet

BMCRC - MRO Championships 2020 - Rnd 4 @ Brands Hatch GP

Yamaha Past Masters & BMZRC 250MZ

QUALIFYING - SECTOR ANALYSIS



SECTOR 1 = FL to I1, SECTOR 2 = I1 to I2, SECTOR 3 = I2 to FL, DIFF = Difference To Personal Best Lap, P = Crossed Finish Line in Pit Lane, D = Time Disallowed

P25 56		Russell TURNER		MZ ETZ 250 -			
IDEAL LAP TIME : 2:11.737		BEST LAP TIME : 2:12.063		DIFFERENCE : 0.326			
LAP	SECTOR 1	SECTOR 2	SECTOR 3	LAP TIME	MPH	DIFF	TIME OF DAY
1 -	44.772	1:08.545	32.773	2:26.090	59.96	14.027	09:21:17.502
2 -	42.809	1:04.178	32.176	2:19.163	62.94	7.100	09:23:36.665
3 -	41.601	1:01.718	32.213	2:15.532 (3)	64.63	3.469	09:25:52.197
4 -	41.901	59.700	31.634	2:13.235 (2)	65.74	1.172	09:28:05.432
5 -	40.403	59.978	31.682	2:12.063 (1)	66.33		09:30:17.495

P26 33 C		Kieran LEWIS		Yamaha TZR250 - Controls For Doors Ltd/ G Force Motorcycles			
IDEAL LAP TIME : 2:12.960		BEST LAP TIME : 2:13.367		DIFFERENCE : 0.407			
LAP	SECTOR 1	SECTOR 2	SECTOR 3	LAP TIME	MPH	DIFF	TIME OF DAY
1 -	43.681	1:01.672	31.441	2:16.794	64.03	3.427	09:20:19.100
2 -	42.370	1:00.869	31.933	2:15.172 (2)	64.80	1.805	09:22:34.272
3 -	43.334	1:01.690	32.440	2:17.464	63.72	4.097	09:24:51.736
4 -	42.930	1:00.658	31.667	2:15.255 (3)	64.76	1.888	09:27:06.991
5 -	42.777	59.807	30.783	2:13.367 (1)	65.68		09:29:20.358

P27 44		Robert DESOY		MZ ETZ 250 - Eastern Garage Racing			
IDEAL LAP TIME : 2:13.523		BEST LAP TIME : 2:13.730		DIFFERENCE : 0.207			
LAP	SECTOR 1	SECTOR 2	SECTOR 3	LAP TIME	MPH	DIFF	TIME OF DAY
1 -	41.215	1:04.275	32.569	2:18.059	63.44	4.329	09:20:23.866
2 -	40.984	1:02.223	31.602	2:14.809 (2)	64.97	1.079	09:22:38.675
3 -	40.712	1:01.265	31.753	2:13.730 (1)	65.50		09:24:52.405
4 -	41.711	1:01.890	31.546	2:15.147 (3)	64.81	1.417	09:27:07.552
5 -	43.632	1:02.432	31.803	2:17.867	63.53	4.137	09:29:25.419

P28 22		Simon FINCH		MZ ETZ250 - BlueCloud Projects Ltd			
IDEAL LAP TIME : 2:14.420		BEST LAP TIME : 2:14.420		DIFFERENCE : 0.000			
LAP	SECTOR 1	SECTOR 2	SECTOR 3	LAP TIME	MPH	DIFF	TIME OF DAY
1 -	45.957	1:05.476	33.058	2:24.491	60.62	10.071	09:21:01.749
2 -	46.663	1:06.193	33.331	2:26.187	59.92	11.767	09:23:27.936
3 -	43.601	1:03.311	33.967	2:20.879 (3)	62.17	6.459	09:25:48.815
4 -	43.239	1:01.099	32.407	2:16.745 (2)	64.05	2.325	09:28:05.560
5 -	42.555	1:00.188	31.677	2:14.420 (1)	65.16		09:30:19.980

P29 46 C		Kevin MARSHALL		Yamaha TZR250 -			
IDEAL LAP TIME : 2:13.697		BEST LAP TIME : 2:14.570		DIFFERENCE : 0.873			
LAP	SECTOR 1	SECTOR 2	SECTOR 3	LAP TIME	MPH	DIFF	TIME OF DAY
1 -	41.083	1:01.748	31.739	2:14.570 (1)	65.09		09:20:07.606
2 -	42.237	1:01.813	31.286	2:15.336	64.72	0.766	09:22:22.942
3 -	41.697	1:01.328	31.636	2:14.661 (3)	65.05	0.091	09:24:37.603
4 -	41.677	1:01.488	31.449	2:14.614 (2)	65.07	0.044	09:26:52.217
5 -	41.950	1:02.383	33.395	2:17.728	63.60	3.158	09:29:09.945

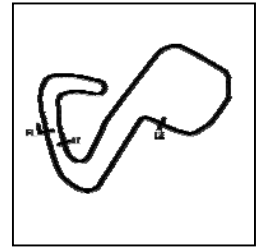
P30 108 R		Ian KEEBLE		MZ ETZ 250 -			
IDEAL LAP TIME : 2:17.665		BEST LAP TIME : 2:17.665		DIFFERENCE : 0.000			
LAP	SECTOR 1	SECTOR 2	SECTOR 3	LAP TIME	MPH	DIFF	TIME OF DAY
1 -	46.619	1:08.312	33.493	2:28.424	59.01	10.759	09:20:55.444
2 -	44.901	1:04.566	33.022	2:22.489	61.47	4.824	09:23:17.933
3 -	44.750	1:04.155	32.903	2:21.808 (3)	61.77	4.143	09:25:39.741
4 -	43.477	1:04.073	32.672	2:20.222 (2)	62.47	2.557	09:27:59.963
5 -	43.276	1:02.501	31.888	2:17.665 (1)	63.63		09:30:17.628

Weather / Track : Cloudy / Wet

BMCRC - MRO Championships 2020 - Rnd 4 @ Brands Hatch GP

Yamaha Past Masters & BMZRC 250MZ

QUALIFYING - SECTOR ANALYSIS



SECTOR 1 = FL to I1, SECTOR 2 = I1 to I2, SECTOR 3 = I2 to FL, DIFF = Difference To Personal Best Lap, P = Crossed Finish Line in Pit Lane, D = Time Disallowed

P31 32		John ASHMEAD		MZ ETZ 250 -			
IDEAL LAP TIME :		BEST LAP TIME : 2:17.828		DIFFERENCE :			
LAP	SECTOR 1	SECTOR 2	SECTOR 3	LAP TIME	MPH	DIFF	TIME OF DAY
1 -				2:24.668	60.55	6.840	09:20:52.868
2 -				2:21.611	61.85	3.783	09:23:14.479
3 -				2:19.957 (3)	62.58	2.129	09:25:34.436
4 -				2:17.828 (1)	63.55		09:27:52.264
5 -				2:19.575 (2)	62.76	1.747	09:30:11.839

P32 6 R		Paul ANSELL		MZ ETZ 250 -			
IDEAL LAP TIME : 2:17.380		BEST LAP TIME : 2:18.071		DIFFERENCE : 0.691			
LAP	SECTOR 1	SECTOR 2	SECTOR 3	LAP TIME	MPH	DIFF	TIME OF DAY
1 -	45.009	1:07.448	32.423	2:24.880	60.46	6.809	09:20:45.813
2 -	43.823	1:04.210	32.140	2:20.173	62.49	2.102	09:23:05.986
3 -	43.423	1:03.691	32.357	2:19.471 (2)	62.80	1.400	09:25:25.457
4 -	42.768	1:04.720	32.584	2:20.072 (3)	62.53	2.001	09:27:45.529
5 -	43.459	1:02.604	32.008	2:18.071 (1)	63.44		09:30:03.600

P33 3		Max MAUD		MZ ETZ 250 -			
IDEAL LAP TIME : 2:18.234		BEST LAP TIME : 2:18.517		DIFFERENCE : 0.283			
LAP	SECTOR 1	SECTOR 2	SECTOR 3	LAP TIME	MPH	DIFF	TIME OF DAY
1 -	43.961	1:08.839	33.662	2:26.462	59.80	7.945	09:21:03.455
2 -	45.287	1:07.072	33.000	2:25.359	60.26	6.842	09:23:28.814
3 -	43.153	1:04.689	33.170	2:21.012 (2)	62.12	2.495	09:25:49.826
4 -	43.217	1:02.705	32.595	2:18.517 (1)	63.24		09:28:08.343
5 -	42.934	1:04.291	33.846	2:21.071 (3)	62.09	2.554	09:30:29.414

P34 100 R		Stephen WIMBLE		Yamaha TZR 250 - www.ypmrc.co.uk			
IDEAL LAP TIME : 2:19.255		BEST LAP TIME : 2:19.845		DIFFERENCE : 0.590			
LAP	SECTOR 1	SECTOR 2	SECTOR 3	LAP TIME	MPH	DIFF	TIME OF DAY
1 -	47.683	1:07.819	32.740	2:28.242	59.09	8.397	09:20:57.063
2 -	44.548	1:04.023	32.131	2:20.702 (3)	62.25	0.857	09:23:17.765
3 -	44.343	1:03.713	32.679	2:20.735	62.24	0.890	09:25:38.500
4 -	44.159	1:04.235	31.959	2:20.353 (2)	62.41	0.508	09:27:58.853
5 -	44.027	1:04.303	31.515	2:19.845 (1)	62.63		09:30:18.698

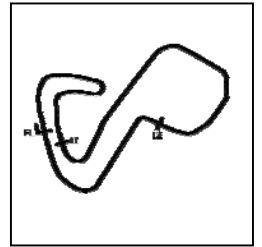
P35 99 C		Paul FIRTH		Yamaha TZR 250 2MA -			
IDEAL LAP TIME : 2:18.976		BEST LAP TIME : 2:21.397		DIFFERENCE : 2.421			
LAP	SECTOR 1	SECTOR 2	SECTOR 3	LAP TIME	MPH	DIFF	TIME OF DAY
1 -	48.173	1:06.459	31.054	2:25.686 (3)	60.12	4.289	09:20:49.220
2 -	47.251	1:04.551	30.521	2:22.323 (2)	61.54	0.926	09:23:11.543
3 -	43.904	1:05.682	31.811	2:21.397 (1)	61.95		09:25:32.940

P36 46 R		Steve BRIGDEN		MZ ETZ 250 -			
IDEAL LAP TIME : 2:22.564		BEST LAP TIME : 2:22.639		DIFFERENCE : 0.075			
LAP	SECTOR 1	SECTOR 2	SECTOR 3	LAP TIME	MPH	DIFF	TIME OF DAY
1 -	46.430	1:08.257	33.309	2:27.996 (3)	59.18	5.357	09:21:20.441
2 -	44.577	1:04.678	33.384	2:22.639 (1)	61.41		09:23:43.080
3 -	45.388	1:04.884	33.675	2:23.947 (2)	60.85	1.308	09:26:07.027
4 -	45.873	1:08.500	33.969	2:28.342	59.05	5.703	09:28:35.369

BMCRC - MRO Championships 2020 - Rnd 4 @ Brands Hatch GP

Yamaha Past Masters & BMZRC 250MZ

QUALIFYING - SECTOR ANALYSIS



SECTOR 1 = FL to I1, SECTOR 2 = I1 to I2, SECTOR 3 = I2 to FL, DIFF = Difference To Personal Best Lap, P = Crossed Finish Line in Pit Lane, D = Time Disallowed

P37 94		David RASHLEIGH		MZ ETZ 250 -			
IDEAL LAP TIME : 2:23.724		BEST LAP TIME : 2:23.724		DIFFERENCE : 0.000			
LAP	SECTOR 1	SECTOR 2	SECTOR 3	LAP TIME	MPH	DIFF	TIME OF DAY
1 -	49.362	1:09.616	34.943	2:33.921	56.91	10.197	09:21:29.372
2 -	47.509	1:06.601	35.293	2:29.403 (3)	58.63	5.679	09:23:58.775
3 -	46.690	1:05.373	33.304	2:25.367 (2)	60.26	1.643	09:26:24.142
4 -	45.629	1:04.927	33.168	2:23.724 (1)	60.94		09:28:47.866

P38 566 R		Michael WILBY		MZ ETZ 250 - Sziler UK			
IDEAL LAP TIME : 2:23.737		BEST LAP TIME : 2:23.818		DIFFERENCE : 0.081			
LAP	SECTOR 1	SECTOR 2	SECTOR 3	LAP TIME	MPH	DIFF	TIME OF DAY
1 -	47.659	1:08.496	35.060	2:31.215	57.92	7.397	09:21:27.565
2 -	47.555	1:07.513	35.641	2:30.709 (3)	58.12	6.891	09:23:58.274
3 -	45.528	1:06.121	33.743	2:25.392 (2)	60.24	1.574	09:26:23.666
4 -	44.502	1:05.492	33.824	2:23.818 (1)	60.90		09:28:47.484

P39 90 R		Steve PELLIS		MZ ETZ250 - LEC Group			
IDEAL LAP TIME : 2:22.204		BEST LAP TIME : 2:24.980		DIFFERENCE : 2.776			
LAP	SECTOR 1	SECTOR 2	SECTOR 3	LAP TIME	MPH	DIFF	TIME OF DAY
1 -	44.942	1:07.400	32.638	2:24.980 (1)	60.42		09:21:16.822

P40 67 C		Mark BAILEY		Yamaha TZR250 - Gforce motorcycles			
IDEAL LAP TIME : 2:25.413		BEST LAP TIME : 2:25.413		DIFFERENCE : 0.000			
LAP	SECTOR 1	SECTOR 2	SECTOR 3	LAP TIME	MPH	DIFF	TIME OF DAY
1 -	51.276	1:09.653	34.825	2:35.754	56.24	10.341	09:21:32.429
2 -	47.745	1:11.855	35.977	2:35.577 (3)	56.30	10.164	09:24:08.006
3 -	47.922	1:08.521	34.252	2:30.695 (2)	58.12	5.282	09:26:38.701
4 -	45.771	1:07.160	32.482	2:25.413 (1)	60.24		09:29:04.114

P41 38		Chris PETTET		MZ ETZ 250 -			
IDEAL LAP TIME : 2:27.844		BEST LAP TIME : 2:28.164		DIFFERENCE : 0.320			
LAP	SECTOR 1	SECTOR 2	SECTOR 3	LAP TIME	MPH	DIFF	TIME OF DAY
1 -	48.085	1:11.303	35.781	2:35.169	56.45	7.005	09:21:34.042
2 -	47.184	1:09.526	37.566	2:34.276 (3)	56.78	6.112	09:24:08.318
3 -	48.043	1:10.576	34.969	2:33.588 (2)	57.03	5.424	09:26:41.906
4 -	46.331	1:06.544	35.289	2:28.164 (1)	59.12		09:29:10.070

P42 25 C		Nigel TERRY		Yamaha TZR250 - NTrap Garage Doors			
IDEAL LAP TIME : 2:28.689		BEST LAP TIME : 2:28.689		DIFFERENCE : 0.000			
LAP	SECTOR 1	SECTOR 2	SECTOR 3	LAP TIME	MPH	DIFF	TIME OF DAY
1 -	49.905	1:12.425	35.994	2:38.324	55.32	9.635	09:20:59.858
2 -	48.180	1:10.093	36.168	2:34.441 (3)	56.71	5.752	09:23:34.299
3 -	47.683	1:09.153	34.920	2:31.756 (2)	57.72	3.067	09:26:06.055
4 -	47.664	1:06.941	34.084	2:28.689 (1)	58.91		09:28:34.744

P43 49 R		Andy MARKS		MZ ETZ 250 - Kingpin Components			
IDEAL LAP TIME : 2:27.709		BEST LAP TIME : 2:29.157		DIFFERENCE : 1.448			
LAP	SECTOR 1	SECTOR 2	SECTOR 3	LAP TIME	MPH	DIFF	TIME OF DAY
1 -	48.276	1:10.090	34.712	2:33.078 (3)	57.22	3.921	09:21:30.283
2 -	48.214	1:10.974	38.091	2:37.279	55.69	8.122	09:24:07.562
3 -	45.923	1:07.437	35.797	2:29.157 (1)	58.72		09:26:36.719
4 -	45.715	1:09.881	34.557	2:30.153 (2)	58.33	0.996	09:29:06.872

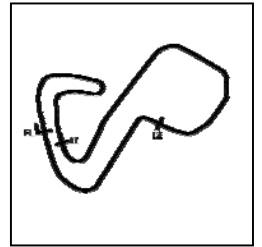
Weather / Track : Cloudy / Wet

Brands Hatch GP
Circuit Length = 2.4332 miles
Start: 09:16 Flag 09:28 End: 09:30

BMCRC - MRO Championships 2020 - Rnd 4 @ Brands Hatch GP

Yamaha Past Masters & BMZRC 250MZ

QUALIFYING - SECTOR ANALYSIS



SECTOR 1 = FL to I1, SECTOR 2 = I1 to I2, SECTOR 3 = I2 to FL, DIFF = Difference To Personal Best Lap, P = Crossed Finish Line in Pit Lane, D = Time Disallowed

P44 93		Jamie DONALDSON		MZ ETZ 250 - Chilton Motors			
IDEAL LAP TIME : 2:29.832		BEST LAP TIME : 2:29.832		DIFFERENCE : 0.000			
LAP	SECTOR 1	SECTOR 2	SECTOR 3	LAP TIME	MPH	DIFF	TIME OF DAY
1 -	49.816	1:12.089	35.865	2:37.770	55.52	7.938	09:21:29.512
2 -	49.200	1:09.589	36.078	2:34.867 (3)	56.56	5.035	09:24:04.379
3 -	47.108	1:08.813	35.502	2:31.423 (2)	57.85	1.591	09:26:35.802
4 -	46.087	1:08.505	35.240	2:29.832 (1)	58.46		09:29:05.634

P45 41 C		Paul BOWLING		Yamaha TDR250 -			
IDEAL LAP TIME : 2:29.131		BEST LAP TIME : 2:29.836		DIFFERENCE : 0.705			
LAP	SECTOR 1	SECTOR 2	SECTOR 3	LAP TIME	MPH	DIFF	TIME OF DAY
1 -	50.647	1:17.042	36.214	2:43.903	53.44	14.067	09:21:25.812
2 -	49.063	1:13.477	37.779	2:40.319 (3)	54.64	10.483	09:24:06.131
3 -	48.927	1:08.090	34.698	2:31.715 (2)	57.73	1.879	09:26:37.846
4 -	47.364	1:08.795	33.677	2:29.836 (1)	58.46		09:29:07.682

P46 42 C		Martin PEARSON		Yamaha TZR250 - Viking Inspection			
IDEAL LAP TIME : 2:29.950		BEST LAP TIME : 2:30.237		DIFFERENCE : 0.287			
LAP	SECTOR 1	SECTOR 2	SECTOR 3	LAP TIME	MPH	DIFF	TIME OF DAY
1 -	50.168	1:13.587	38.368	2:42.123	54.03	11.886	09:20:56.662
2 -	50.776	1:11.902	36.620	2:39.298 (3)	54.99	9.061	09:23:35.960
3 -	47.907	1:07.818	35.293	2:31.018 (2)	58.00	0.781	09:26:06.978
4 -	48.194	1:07.477	34.566	2:30.237 (1)	58.30		09:28:37.215

P47 73 R		Colvin TURNER		Yamaha TZR250 -			
IDEAL LAP TIME : 2:43.383		BEST LAP TIME : 2:43.645		DIFFERENCE : 0.262			
LAP	SECTOR 1	SECTOR 2	SECTOR 3	LAP TIME	MPH	DIFF	TIME OF DAY
1 -	52.000	1:14.704	36.941	2:43.645 (1)	53.52		09:21:27.229
2 -	51.849	1:30.724	38.130	3:00.703	48.47	17.058	09:24:27.932
3 -	51.905	1:14.593	38.568	2:45.066 (2)	53.06	1.421	09:27:12.998
4 -	54.459	1:17.442	36.991	2:48.892 (3)	51.86	5.247	09:30:01.890

BMCRC - MRO Championships 2020 - Rnd 4 @ Brands Hatch GP

Yamaha Past Masters & BMZRC 250MZ

QUALIFYING - BEST SECTORS

SECTOR 1			SECTOR 2			SECTOR 3			IDEAL / BEST COMPARISON						
POS	NO	NAME	TIME	NO	NAME	TIME	NO	NAME	TIME	POS	NO	NAME	IDEAL	BEST	DIFF
													PERFECT LAP	1:55.637	
1	13	KELMAN	36.404	13	KELMAN	51.716	13	KELMAN	27.517	1	13	KELMAN	1:55.637	1:55.852	0.215
2	24	CARSON	36.493	96	JOHNSON	52.479	96	JOHNSON	27.935	2	96	JOHNSON	1:57.165	1:58.287	1.122
3	96	JOHNSON	36.751	24	CARSON	53.054	24	CARSON	27.939	3	24	CARSON	1:57.486	1:57.763	0.277
4	3	COOPER	38.009	11	BOWN	53.941	3	COOPER	28.126	4	11	BOWN	2:00.830	2:01.288	0.458
5	11	BOWN	38.238	19	BRANTON	54.530	15	PERKINS	28.587	5	19	BRANTON	2:01.748	2:02.475	0.727
6	19	BRANTON	38.523	15	PERKINS	55.308	11	BOWN	28.651	6	15	PERKINS	2:02.924	2:03.008	0.084
7	4	HALIL	38.612	4	HALIL	55.412	19	BRANTON	28.695	7	3	COOPER	2:02.932	2:04.003	1.071
8	15	PERKINS	39.029	74	WHITBY	55.871	26	LEE	28.909	8	4	HALIL	2:02.985	2:03.674	0.689
9	92	CRIPPS	39.044	0	TOLAND	56.042	4	HALIL	28.961	9	74	WHITBY	2:04.658	2:05.121	0.463
10	57	MOOK	39.067	70	BURSCOUGH	56.240	60	GOUGH	29.055	10	70	BURSCOUGH	2:04.698	2:05.425	0.727
11	70	BURSCOUGH	39.297	92	CRIPPS	56.264	70	BURSCOUGH	29.161	11	0	TOLAND	2:04.823	2:04.972	0.149
12	74	WHITBY	39.392	57	MOOK	56.488	0	TOLAND	29.250	12	57	MOOK	2:05.024	2:05.326	0.302
13	75	WOODALL	39.482	3	COOPER	56.797	74	WHITBY	29.395	13	92	CRIPPS	2:05.062	2:05.390	0.328
14	0	TOLAND	39.531	9	HOWLETT	57.131	57	MOOK	29.469	14	60	GOUGH	2:05.823	2:07.143	1.320
15	9	HOWLETT	39.551	60	GOUGH	57.163	9	HOWLETT	29.684	15	9	HOWLETT	2:06.366	2:06.664	0.298
16	60	GOUGH	39.605	81	GRANT	57.642	92	CRIPPS	29.754	16	26	LEE	2:06.832	2:06.832	0.000
17	81	GRANT	39.985	26	LEE	57.662	81	GRANT	29.759	17	81	GRANT	2:07.386	2:07.730	0.344
18	85	WALES	40.064	85	WALES	57.741	85	WALES	30.496	18	75	WOODALL	2:07.931	2:07.931	0.000
19	26	LEE	40.261	75	WOODALL	57.820	99	FIRTH	30.521	19	85	WALES	2:08.301	2:08.301	0.000
20	69	MANN	40.344	53	COATES	58.772	75	WOODALL	30.629	20	53	COATES	2:10.257	2:10.978	0.721
21	56	TURNER	40.403	95	ROGERS	59.142	33	LEWIS	30.783	21	95	ROGERS	2:11.214	2:11.585	0.371
22	53	COATES	40.628	96	KENT	59.187	53	COATES	30.857	22	96	KENT	2:11.317	2:11.317	0.000
23	44	DESSOY	40.712	35	NEWMAN	59.229	96	KENT	30.892	23	35	NEWMAN	2:11.525	2:11.954	0.429
24	35	NEWMAN	40.918	56	TURNER	59.700	69	MANN	30.937	24	56	TURNER	2:11.737	2:12.063	0.326
25	46	MARSHALL	41.083	33	LEWIS	59.807	95	ROGERS	30.949	25	69	MANN	2:11.801	2:11.902	0.101
26	95	ROGERS	41.123	22	FINCH	1:00.188	46	MARSHALL	31.286	26	33	LEWIS	2:12.960	2:13.367	0.407
27	96	KENT	41.238	69	MANN	1:00.520	35	NEWMAN	31.378	27	44	DESSOY	2:13.523	2:13.730	0.207
28	33	LEWIS	42.370	44	DESSOY	1:01.265	100	WIMBLE	31.515	28	46	MARSHALL	2:13.697	2:14.570	0.873
29	22	FINCH	42.555	46	MARSHALL	1:01.328	44	DESSOY	31.546	29	22	FINCH	2:14.420	2:14.420	0.000
30	6	ANSELL	42.768	108	KEEBLE	1:02.501	56	TURNER	31.634	30	6	ANSELL	2:17.380	2:18.071	0.691
31	3	MAUD	42.934	6	ANSELL	1:02.604	22	FINCH	31.677	31	108	KEEBLE	2:17.665	2:17.665	0.000
32	108	KEEBLE	43.276	3	MAUD	1:02.705	108	KEEBLE	31.888	32	3	MAUD	2:18.234	2:18.517	0.283
33	99	FIRTH	43.904	100	WIMBLE	1:03.713	6	ANSELL	32.008	33	99	FIRTH	2:18.976	2:21.397	2.421
34	90	PELLS	43.920	99	FIRTH	1:04.551	67	BAILEY	32.482	34	100	WIMBLE	2:19.255	2:19.845	0.590
35	100	WIMBLE	44.027	46	BRIGDEN	1:04.678	3	MAUD	32.595	35	90	PELLS	2:22.204	2:24.980	2.776
36	566	WILBY	44.502	94	RASHLEIGH	1:04.927	90	PELLS	32.638	36	46	BRIGDEN	2:22.564	2:22.639	0.075
37	46	BRIGDEN	44.577	566	WILBY	1:05.492	94	RASHLEIGH	33.168	37	94	RASHLEIGH	2:23.724	2:23.724	0.000
38	94	RASHLEIGH	45.629	90	PELLS	1:05.646	46	BRIGDEN	33.309	38	566	WILBY	2:23.737	2:23.818	0.081
39	49	MARKS	45.715	38	PETTET	1:06.544	41	BOWLING	33.677	39	67	BAILEY	2:25.413	2:25.413	0.000
40	67	BAILEY	45.771	25	TERRY	1:06.941	566	WILBY	33.743	40	49	MARKS	2:27.709	2:29.157	1.448
41	93	DONALDSON	46.087	67	BAILEY	1:07.160	25	TERRY	34.084	41	38	PETTET	2:27.844	2:28.164	0.320
42	38	PETTET	46.331	49	MARKS	1:07.437	49	MARKS	34.557	42	25	TERRY	2:28.689	2:28.689	0.000
43	41	BOWLING	47.364	42	PEARSON	1:07.477	42	PEARSON	34.566	43	41	BOWLING	2:29.131	2:29.836	0.705
44	25	TERRY	47.664	41	BOWLING	1:08.090	38	PETTET	34.969	44	93	DONALDSON	2:29.832	2:29.832	0.000
45	42	PEARSON	47.907	93	DONALDSON	1:08.505	93	DONALDSON	35.240	45	42	PEARSON	2:29.950	2:30.237	0.287
46	73	TURNER	51.849	73	TURNER	1:14.593	73	TURNER	36.941	46	73	TURNER	2:43.383	2:43.645	0.262
47	67	SPENCER	55.458				67	SPENCER	37.868	47	32	ASHMEAD		2:17.828	
48															
49															

Weather / Track : Cloudy / Wet

Results can be found at www.tsl-timing.com

Brands Hatch GP

Circuit Length = 2.4332 miles

Start: 09:16 Flag 09:28 End: 09:30

Printed - 09:31 Saturday, 03 October 2020

BMCRC - MRO Championships 2020 - Rnd 4 @ Brands Hatch GP

Yamaha Past Masters & BMZRC 250MZ

QUALIFYING - STATISTICS

Competitors Started 49
Planned Start 2020-10-03 @ 09:17:00.000
Actual Start 2020-10-03 @ 09:16:16.831
Finish Time 2020-10-03 @ 09:28:09.448
Track Length 2.4332mi.
Total Laps 215
Total Distance Covered 523.1572mi.

Session Fastest Lap History

NO	CL	NAME	LAP TIME	TIME OF DAY	LAP	VEHICLE
24		Scott CARSON	2:03.668	09:19:54.417	1	Yamaha TZR250
13		Jamie KELMAN	2:02.514	09:20:05.397	1	Yamaha TZR250
13		Jamie KELMAN	1:59.242	09:22:04.638	2	Yamaha TZR250
13		Jamie KELMAN	1:56.591	09:26:02.433	4	Yamaha TZR250
13		Jamie KELMAN	1:56.490	09:27:58.911	5	Yamaha TZR250
13		Jamie KELMAN	1:55.852	09:29:54.774	6	Yamaha TZR250

Flag History

TYPE	TIME OF DAY
GREEN	09:16:16.831
FINISH	09:28:09.448

Flag Statistics

TYPE	COUNT	TOTAL LAPS	TOTAL TIME
Green	1	6	14:18.734
Red	0	0	0.000
Safety Car	0	0	0.000
FCY	0	0	0.000

BMCRC - MRO Championships 2020 - Rnd 4 @ Brands Hatch GP

Yamaha Past Masters & BMZRC 250MZ

QUALIFYING - STATISTICS

CLASS :

16 Starters

Fastest Lap History

NO	NAME	LAP TIME	TIME OF DAY	LAP	VEHICLE
96	Chris KENT	2:19.515	09:20:21.673	1	MZ ETZ 250
44	Robert DESSOY	2:18.059	09:20:23.899	1	MZ ETZ 250
35	Liam NEWMAN	2:17.002	09:20:27.102	1	MZ ETZ 250
85	Andrew WALES	2:14.399	09:20:30.553	1	MZ ETZ 250
35	Liam NEWMAN	2:11.954	09:22:39.050	2	MZ ETZ 250
85	Andrew WALES	2:11.023	09:22:41.576	2	MZ ETZ 250
9	Gary HOWLETT	2:10.450	09:25:10.665	3	MZ TS250
75	Peter WOODALL	2:10.259	09:25:22.692	3	MZ ETZ 250
85	Andrew WALES	2:09.784	09:27:02.749	4	MZ ETZ 250
9	Gary HOWLETT	2:06.664	09:27:17.329	4	MZ TS250

BMCRC - MRO Championships 2020 - Rnd 4 @ Brands Hatch GP

Yamaha Past Masters & BMZRC 250MZ

QUALIFYING - STATISTICS

CLASS : R

6 Starters

Fastest Lap History

NO	NAME	LAP TIME	TIME OF DAY	LAP	VEHICLE
6	Paul ANSELL	2:24.880	09:20:45.849	1	MZ ETZ 250
6	Paul ANSELL	2:20.173	09:23:06.021	2	MZ ETZ 250
6	Paul ANSELL	2:19.471	09:25:25.493	3	MZ ETZ 250
6	Paul ANSELL	2:18.071	09:30:03.636	5	MZ ETZ 250
108	Ian KEEBLE	2:17.665	09:30:17.664	5	MZ ETZ 250

BMCRC - MRO Championships 2020 - Rnd 4 @ Brands Hatch GP

Yamaha Past Masters & BMZRC 250MZ

QUALIFYING - STATISTICS

CLASS :

15 Starters

Fastest Lap History

NO	NAME	LAP TIME	TIME OF DAY	LAP	VEHICLE
24	Scott CARSON	2:03.668	09:19:54.417	1	Yamaha TZR250
13	Jamie KELMAN	2:02.514	09:20:05.397	1	Yamaha TZR250
13	Jamie KELMAN	1:59.242	09:22:04.638	2	Yamaha TZR250
13	Jamie KELMAN	1:56.591	09:26:02.433	4	Yamaha TZR250
13	Jamie KELMAN	1:56.490	09:27:58.911	5	Yamaha TZR250
13	Jamie KELMAN	1:55.852	09:29:54.774	6	Yamaha TZR250

BMCRC - MRO Championships 2020 - Rnd 4 @ Brands Hatch GP

Yamaha Past Masters & BMZRC 250MZ

QUALIFYING - STATISTICS

CLASS : C

9 Starters

Fastest Lap History

NO	NAME	LAP TIME	TIME OF DAY	LAP	VEHICLE
46	Kevin MARSHALL	2:14.570	09:20:07.639	1	Yamaha TZR250
60	Daniel GOUGH	2:09.771	09:20:07.713	1	Yamaha TZR 250
60	Daniel GOUGH	2:08.203	09:22:15.944	2	Yamaha TZR 250
60	Daniel GOUGH	2:07.143	09:28:42.077	5	Yamaha TZR 250

BMCRC - MRO Championships 2020 - Rnd 4 @ Brands Hatch GP

Yamaha Past Masters & BMZRC 250MZ

QUALIFYING - STATISTICS

CLASS : R

3 Starters

Fastest Lap History

NO	NAME	LAP TIME	TIME OF DAY	LAP	VEHICLE
26	Damian LEE	2:22.231	09:20:50.728	1	Yamaha TZR250
26	Damian LEE	2:13.932	09:23:04.660	2	Yamaha TZR250
26	Damian LEE	2:11.248	09:25:15.906	3	Yamaha TZR250
26	Damian LEE	2:09.226	09:27:25.132	4	Yamaha TZR250
26	Damian LEE	2:06.832	09:29:31.965	5	Yamaha TZR250

Weather / Track : Cloudy / Wet

Results can be found at www.tsl-timing.com

Page 6 of 6

Brands Hatch GP
Circuit Length = 2.4332 miles
Start: 09:16 Flag 09:28 End: 09:30
Printed - 09:31 Saturday, 03 October 2020

BMCRC - MRO Championships 2020 - Rnd 4 @ Brands Hatch GP



EDlasia Formula 400 & G-Force MC Blue Haze

QUALIFYING - CLASSIFICATION

POS	NO	CL	PIC NAME	ENTRY	TIME	ON	LAPS	GAP	DIFF	MPH
1	14*		1 Chris BURRAGE	Kawasaki ZXR 400 - Seton tuning, RD racing, Elgar brotl	1:48.611	5	5			80.65
2	191		2 James SEATH	Kawasaki ZXR400 L9 - Ovenden Earthmoving	1:57.596	5	5	8.985	8.985	74.49
3	22*	GP	1 Rik BALLERINI	Yamaha SPONDON TZ250 - SCLS LTD, ZX1 XXTRALUI	1:57.693	5	5	9.082	0.097	74.42
4	168	GP	2 Michael RUSSELL	Yamaha TZ 250 -	1:57.979	4	5	9.368	0.286	74.24
5	85		3 James ROBINSON	Kawasaki ZXR400 - claire palastanga ceramics	2:00.259	3	5	11.648	2.280	72.84
6	257	GP	3 Liam McCARTER	Yamaha TZ -	2:00.629	5	5	12.018	0.370	72.61
7	52		4 Gary JARMAN	Kawasaki ZXR 400 -	2:00.967	5	5	12.356	0.338	72.41
8	4	GPF	1 Denis HALIL	Yamaha TZR - D & A AUTOS	2:00.978	3	5	12.367	0.011	72.40
9	0	GPF	2 Paul TOLAND	Yamaha 350 - Kippers keys	2:01.002	1	5	12.391	0.024	72.39
10	26		5 Lydia THOMPSON	Kawasaki ZXR400 - Flintstone Racing - David Simons Tu	2:01.633	5	5	13.022	0.631	72.01
11	351	S	1 Sam DIGBY-BAKER	Kawasaki ZXR400 -	2:01.869	4	5	13.258	0.236	71.87
12	176	GP	4 Jonathan STAMPER	Yamaha TZ250 -	2:02.067	2	5	13.456	0.198	71.76
13	157	S	2 Geoff MOOK	Yamaha TZR 250 -	2:02.072	4	5	13.461	0.005	71.75
14	76	GP	5 Mark HENRYS	Honda RS250R - www.northernlight-uk.com	2:02.167	3	5	13.556	0.095	71.70
15	3	GP	6 Tom BARRETT	Honda RS250 - RGV Workshop	2:02.852	4	4	14.241	0.685	71.30
16	11	GP	7 Gael MACHARD	Yamaha 250 TZ 4DP -	2:02.880	4	5	14.269	0.028	71.28
17	70	GPF	3 Andrew BURSCOUGH	Yamaha YPVS 350 - Apollo/Merlin/Abbey/Martitanium	2:03.520	3	5	14.909	0.640	70.91
18	51	GP	8 Kevin WHOLEY	Yamaha TZ 250 -	2:03.635	4	5	15.024	0.115	70.85
19	48		6 Richie WELSH	Yamaha FZR 400 RRSP - EDEN'S BABY EXPERIENCE:	2:03.646	2	5	15.035	0.011	70.84
20	57		7 Paul FISHER	Kawasaki ZXR400 -	2:03.688	5	5	15.077	0.042	70.82
21	92	GPF	4 Derek CRIPPS	Yamaha TZR250 - Kelly Cripps	2:03.690	4	5	15.079	0.002	70.82
22	60	GPF	5 Daniel GOUGH	Yamaha TZR 250 - G Force Motorcycles	2:04.822	5	5	16.211	1.132	70.17
23	45		8 Mark THOMPSON	Kawasaki ZXR400 - Flintstone Tyres / David Simon Tunin	2:05.644	4	5	17.033	0.822	69.71
24	122	GP	9 Dave HAMPVIEK	Yamaha TZ250 4DP - NW Roofing London Ltd	2:06.152	5	5	17.541	0.508	69.43
25	64	GP	10 Phil ELLIS	Yamaha TZ250B -	2:06.815	5	5	18.204	0.663	69.07
26	75	GPF	6 Steve HIGERTY	Yamaha TZR250 - Cambridge Motorcycles	2:10.922	2	2	22.311	4.107	66.90
27	47		9 Allan CLARK	Kawasaki ZXR400 - A Clark & Sons Builders	2:10.950	2	4	22.339	0.028	66.89
28	33	GPF	7 Kieran LEWIS	Yamaha TZR250 - Controls For Doors Ltd/ G Force Moto	2:11.159	1	3	22.548	0.209	66.78
29	42	GP	11 Sian BROOKS	Honda RS125 - Spyre Ltd	2:12.876	5	5	24.265	1.717	65.92
30	75	R	1 Gary FRASER	Kawasaki ZXR 400 -	2:15.814	5	5	27.203	2.938	64.49
31	23	GPF	1 Tom CAUGHLIN	Honda NSR250 -	2:16.380	2	4	27.769	0.566	64.23
32	199	GPF	9 Paul FIRTH	Kawasaki KR1S -	2:16.413	2	3	27.802	0.033	64.21
33	8	GP	12 Phil ATKINSON	Yamaha TZ350 - Rose mot centre	2:16.879	2	2	28.268	0.466	63.99
34	21	GP	13 Stuart THURTL	Yamaha TZ250B 3YL - TeamTortoise Racing	2:17.383	2	4	28.772	0.504	63.76
35	155	GP	14 Roy CHAPMAN	Yamaha TZ350 - Self	2:19.142	2	4	30.531	1.759	62.95
36	67	GPF	10 Mark BAILEY	Yamaha TZR250 - Gforce motorcycles	2:19.360	1	4	30.749	0.218	62.85
37	34	GP	15 Vince CUNDLE	Yamaha TZ350G BSR - FONDECA	2:19.451	4	4	30.840	0.091	62.81
38	7	GP	16 Ewan HAMILTON	Yamaha TZ - Me myself and I	2:20.258	1	4	31.647	0.807	62.45
39	2	GP	17 Nick BEDFORD	Yamaha TZ350 - Banx Race Paint	2:24.811	1	4	36.200	4.553	60.49
40	32	R	2 Leuan COOKE	Kawasaki ZXR 400 -	2:29.293	2	4	40.682	4.482	58.67
41	147	GP	18 John HANNAFORD	Yamaha TZ350D -	2:31.463	1	4	42.852	2.170	57.83
42	14	GPF	11 Mick PENNELL	Yamaha YPVS - Everquip Racing	3:18.137	1	1	1:29.526	46.674	44.21
43	53	GP	19 Mark WHITING	Yamaha TZ250 - Mark whiting			0			

* Bike 14 - No working transponder fitted

* Bike 22 - Poor signal from transponder

Brands Hatch GP

Circuit Length = 2.4332 miles

Start: 10:28 Flag 10:39 End: 10:42

Weather / Track : Cloudy / Wet

These results are provisional until the conclusion of any judicial and technical matters.

Clerk Of Course :	Steward :	Timekeeper :
-------------------	-----------	--------------

Results can be found at www.tsl-timing.com

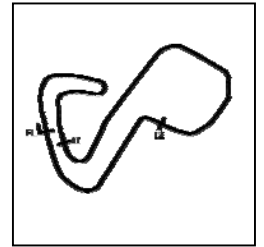
Printed - 10:42 Saturday, 03 October 2020



BMCRC - MRO Championships 2020 - Rnd 4 @ Brands Hatch GP

EDlasia Formula 400 & G-Force MC Blue Haze

QUALIFYING - SECTOR ANALYSIS



SECTOR 1 = FL to I1, SECTOR 2 = I1 to I2, SECTOR 3 = I2 to FL, DIFF = Difference To Personal Best Lap, P = Crossed Finish Line in Pit Lane, D = Time Disallowed

P1 14		Chris BURRAGE		Kawasaki ZXR 400 - Seton tuning, RD racing, Elgar brothers, r			
IDEAL LAP TIME :		BEST LAP TIME : 1:48.611		DIFFERENCE :			
LAP	SECTOR 1	SECTOR 2	SECTOR 3	LAP TIME	MPH	DIFF	TIME OF DAY
1 -				1:50.677 (2)	79.14	2.066	10:31:17.346
2 -				1:52.028	78.19	3.417	10:33:09.374
3 -				1:51.027 (3)	78.89	2.416	10:35:00.401
4 -				1:52.135	78.11	3.524	10:36:52.536
5 -				1:48.611 (1)	80.65		10:38:41.147

P2 191		James SEATH		Kawasaki ZXR400 L9 - Ovenden Earthmoving			
IDEAL LAP TIME : 1:57.596		BEST LAP TIME : 1:57.596		DIFFERENCE : 0.000			
LAP	SECTOR 1	SECTOR 2	SECTOR 3	LAP TIME	MPH	DIFF	TIME OF DAY
1 -	38.768	55.866	28.405	2:03.039	71.19	5.443	10:31:43.459
2 -	39.017	54.942	28.044	2:02.003	71.80	4.407	10:33:45.462
3 -	38.817	53.964	27.777	2:00.558 (3)	72.66	2.962	10:35:46.020
4 -	38.008	53.605	27.913	1:59.526 (2)	73.28	1.930	10:37:45.546
5 -	37.135	52.687	27.774	1:57.596 (1)	74.49		10:39:43.142

P3 22 GP		Rik BALLERINI		Yamaha SPONDON TZ250 - SCLS LTD, ZX1 XXTRALUBE, GE			
IDEAL LAP TIME : 1:57.693		BEST LAP TIME : 1:57.693		DIFFERENCE : 0.000			
LAP	SECTOR 1	SECTOR 2	SECTOR 3	LAP TIME	MPH	DIFF	TIME OF DAY
1 -	40.753	58.417	29.019	2:08.189	68.33	10.496	10:32:14.881
2 -	40.137	56.147	28.182	2:04.466	70.37	6.773	10:34:19.347
3 -	39.108	56.129	28.504	2:03.741 (3)	70.79	6.048	10:36:23.088
4 -	38.175	53.972	27.694	1:59.841 (2)	73.09	2.148	10:38:22.929
5 -	37.330	53.173	27.190	1:57.693 (1)	74.42		10:40:20.622

P4 168 GP		Michael RUSSELL		Yamaha TZ 250 -			
IDEAL LAP TIME : 1:57.070		BEST LAP TIME : 1:57.979		DIFFERENCE : 0.909			
LAP	SECTOR 1	SECTOR 2	SECTOR 3	LAP TIME	MPH	DIFF	TIME OF DAY
1 -	40.679	56.035	28.979	2:05.693	69.69	7.714	10:32:30.588
2 -	39.475	54.320	28.490	2:02.285	71.63	4.306	10:34:32.873
3 -	38.875	53.894	28.089	2:00.858 (3)	72.48	2.879	10:36:33.731
4 -	38.185	52.160	27.634	1:57.979 (1)	74.24		10:38:31.710
5 -	37.276	53.165	27.961	1:58.402 (2)	73.98	0.423	10:40:30.112

P5 85		James ROBINSON		Kawasaki ZXR400 - claire palastanga ceramics			
IDEAL LAP TIME : 2:00.076		BEST LAP TIME : 2:00.259		DIFFERENCE : 0.183			
LAP	SECTOR 1	SECTOR 2	SECTOR 3	LAP TIME	MPH	DIFF	TIME OF DAY
1 -	38.500	55.948	28.769	2:03.217	71.09	2.958	10:31:49.020
2 -	38.501	54.818	28.406	2:01.725 (2)	71.96	1.466	10:33:50.745
3 -	37.921	54.429	27.909	2:00.259 (1)	72.84		10:35:51.004
4 -	42.115	56.565	28.166	2:06.846	69.05	6.587	10:37:57.850
5 -	38.805	56.533	27.726	2:03.064 (3)	71.18	2.805	10:40:00.914

P6 257 GP		Liam McCARTER		Yamaha TZ -			
IDEAL LAP TIME : 2:00.244		BEST LAP TIME : 2:00.629		DIFFERENCE : 0.385			
LAP	SECTOR 1	SECTOR 2	SECTOR 3	LAP TIME	MPH	DIFF	TIME OF DAY
1 -	40.989	57.263	28.421	2:06.673	69.15	6.044	10:32:14.669
2 -	39.115	54.494	28.221	2:01.830 (3)	71.90	1.201	10:34:16.499
3 -	39.040	55.740	28.323	2:03.103	71.15	2.474	10:36:19.602
4 -	38.800	54.257	28.762	2:01.819 (2)	71.90	1.190	10:38:21.421
5 -	38.110	54.642	27.877	2:00.629 (1)	72.61		10:40:22.050

Weather / Track : Cloudy / Wet

Brands Hatch GP

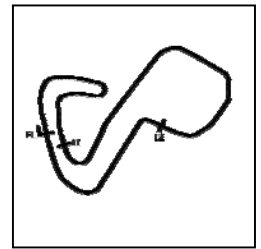
Circuit Length = 2.4332 miles

Start: 10:28 Flag 10:39 End: 10:42

BMCRC - MRO Championships 2020 - Rnd 4 @ Brands Hatch GP

EDlasia Formula 400 & G-Force MC Blue Haze

QUALIFYING - SECTOR ANALYSIS



SECTOR 1 = FL to I1, SECTOR 2 = I1 to I2, SECTOR 3 = I2 to FL, DIFF = Difference To Personal Best Lap, P = Crossed Finish Line in Pit Lane, D = Time Disallowed

P7 52		Gary JARMAN		Kawasaki ZXR 400 -			
IDEAL LAP TIME : 2:00.181		BEST LAP TIME : 2:00.967		DIFFERENCE : 0.786			
LAP	SECTOR 1	SECTOR 2	SECTOR 3	LAP TIME	MPH	DIFF	TIME OF DAY
1 -	43.518	1:00.824	30.463	2:14.805	64.98	13.838	10:32:11.634
2 -	39.674	56.198	28.821	2:04.693	70.25	3.726	10:34:16.327
3 -	38.310	55.709	28.109	2:02.128 (3)	71.72	1.161	10:36:18.455
4 -	38.406	55.029	28.080	2:01.515 (2)	72.08	0.548	10:38:19.970
5 -	38.666	53.791	28.510	2:00.967 (1)	72.41		10:40:20.937

P8 4 GPF		Denis HALIL		Yamaha TZR - D & A AUTOS			
IDEAL LAP TIME : 2:00.420		BEST LAP TIME : 2:00.978		DIFFERENCE : 0.558			
LAP	SECTOR 1	SECTOR 2	SECTOR 3	LAP TIME	MPH	DIFF	TIME OF DAY
1 -	38.637	56.125	28.936	2:03.698	70.81	2.720	10:31:49.431
2 -	39.100	54.173	28.800	2:02.073 (2)	71.75	1.095	10:33:51.504
3 -	37.666	54.731	28.581	2:00.978 (1)	72.40		10:35:52.482
4 -	39.834	55.025	29.132	2:03.991	70.64	3.013	10:37:56.473
5 -	38.894	54.835	29.230	2:02.959 (3)	71.24	1.981	10:39:59.432

P9 0 GPF		Paul TOLAND		Yamaha 350 - Kippers keys			
IDEAL LAP TIME : 2:00.238		BEST LAP TIME : 2:01.002		DIFFERENCE : 0.764			
LAP	SECTOR 1	SECTOR 2	SECTOR 3	LAP TIME	MPH	DIFF	TIME OF DAY
1 -	39.006	53.956	28.040	2:01.002 (1)	72.39		10:31:50.694
2 -	38.723	54.619	29.374	2:02.716 (3)	71.38	1.714	10:33:53.410
3 -	38.242	54.993	29.084	2:02.319 (2)	71.61	1.317	10:35:55.729
4 -	38.715	55.399	28.809	2:02.923	71.26	1.921	10:37:58.652
5 -	39.783	56.240	28.229	2:04.252	70.50	3.250	10:40:02.904

P10 26		Lydia THOMPSON		Kawasaki ZXR400 - Flintstone Racing - David Simons Tuning			
IDEAL LAP TIME : 2:01.633		BEST LAP TIME : 2:01.633		DIFFERENCE : 0.000			
LAP	SECTOR 1	SECTOR 2	SECTOR 3	LAP TIME	MPH	DIFF	TIME OF DAY
1 -	40.811	55.265	29.150	2:05.226	69.95	3.593	10:31:56.019
2 -	40.541	55.861	28.769	2:05.171	69.98	3.538	10:34:01.190
3 -	39.920	55.374	28.557	2:03.851 (2)	70.72	2.218	10:36:05.041
4 -	40.261	55.805	29.038	2:05.104 (3)	70.02	3.471	10:38:10.145
5 -	38.636	54.725	28.272	2:01.633 (1)	72.01		10:40:11.778

P11 351 S		Sam DIGBY-BAKER		Kawasaki ZXR400 -			
IDEAL LAP TIME : 1:59.915		BEST LAP TIME : 2:01.869		DIFFERENCE : 1.954			
LAP	SECTOR 1	SECTOR 2	SECTOR 3	LAP TIME	MPH	DIFF	TIME OF DAY
1 -	40.383	55.744	29.314	2:05.441	69.83	3.572	10:31:55.403
2 -	39.705	54.182	29.393	2:03.280 (3)	71.05	1.411	10:33:58.683
3 -	39.781	56.662	28.246	2:04.689	70.25	2.820	10:36:03.372
4 -	38.674	54.993	28.202	2:01.869 (1)	71.87		10:38:05.241
5 -	37.604	57.002	28.129	2:02.735 (2)	71.37	0.866	10:40:07.976

P12 176 GP		Jonathan STAMPER		Yamaha TZ250 -			
IDEAL LAP TIME : 2:01.468		BEST LAP TIME : 2:02.067		DIFFERENCE : 0.599			
LAP	SECTOR 1	SECTOR 2	SECTOR 3	LAP TIME	MPH	DIFF	TIME OF DAY
1 -	39.221	56.365	28.094	2:03.680	70.82	1.613	10:31:56.753
2 -	38.849	55.423	27.795	2:02.067 (1)	71.76		10:33:58.820
3 -	39.398	56.605	28.089	2:04.092	70.59	2.025	10:36:02.912
4 -	38.250	55.499	28.404	2:02.153 (2)	71.71	0.086	10:38:05.065
5 -	38.386	57.185	28.051	2:03.622 (3)	70.85	1.555	10:40:08.687

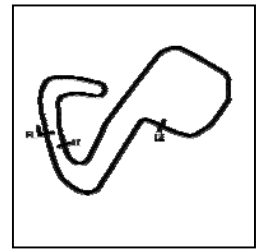
Weather / Track : Cloudy / Wet

Brands Hatch GP
Circuit Length = 2.4332 miles
Start: 10:28 Flag 10:39 End: 10:42

BMCR - MRO Championships 2020 - Rnd 4 @ Brands Hatch GP

EDlasia Formula 400 & G-Force MC Blue Haze

QUALIFYING - SECTOR ANALYSIS



SECTOR 1 = FL to I1, SECTOR 2 = I1 to I2, SECTOR 3 = I2 to FL, DIFF = Difference To Personal Best Lap, P = Crossed Finish Line in Pit Lane, D = Time Disallowed

P13 157 S		Geoff MOOK		Yamaha TZR 250 -			
IDEAL LAP TIME : 2:01.875		BEST LAP TIME : 2:02.072		DIFFERENCE : 0.197			
LAP	SECTOR 1	SECTOR 2	SECTOR 3	LAP TIME	MPH	DIFF	TIME OF DAY
1 -	38.755	57.492	30.520	2:06.767	69.10	4.695	10:32:11.350
2 -	39.089	57.403	29.244	2:05.736	69.66	3.664	10:34:17.086
3 -	39.107	56.122	28.924	2:04.153 (3)	70.55	2.081	10:36:21.239
4 -	38.357	54.594	29.121	2:02.072 (1)	71.75		10:38:23.311
5 -	39.755	54.915	29.063	2:03.733 (2)	70.79	1.661	10:40:27.044

P14 76 GP		Mark HENRYS		Honda RS250R - www.northernlight-uk.com			
IDEAL LAP TIME : 2:01.191		BEST LAP TIME : 2:02.167		DIFFERENCE : 0.976			
LAP	SECTOR 1	SECTOR 2	SECTOR 3	LAP TIME	MPH	DIFF	TIME OF DAY
1 -	38.124	56.835	28.883	2:03.842	70.73	1.675	10:31:48.867
2 -	38.255	56.657	28.874	2:03.786 (3)	70.76	1.619	10:33:52.653
3 -	37.634	55.689	28.844	2:02.167 (1)	71.70		10:35:54.820
4 -	39.402	56.980	28.144	2:04.526	70.34	2.359	10:37:59.346
5 -	38.781	56.045	27.868	2:02.694 (2)	71.39	0.527	10:40:02.040

P15 3 GP		Tom BARRETT		Honda RS250 - RGV Workshop			
IDEAL LAP TIME : 2:02.852		BEST LAP TIME : 2:02.852		DIFFERENCE : 0.000			
LAP	SECTOR 1	SECTOR 2	SECTOR 3	LAP TIME	MPH	DIFF	TIME OF DAY
1 -	46.153	1:06.567	IN PIT	4:06.660 P	35.51	2:03.808	10:34:28.131
2 -	OUTLAP	58.418	28.477	2:14.362	65.19	11.510	10:36:42.493
3 -	39.733	57.317	29.110	2:06.160 (2)	69.43	3.308	10:38:48.653
4 -	38.648	55.878	28.326	2:02.852 (1)	71.30		10:40:51.505

P16 11 GP		Gael MACHARD		Yamaha 250 TZ 4DP -			
IDEAL LAP TIME : 2:02.361		BEST LAP TIME : 2:02.880		DIFFERENCE : 0.519			
LAP	SECTOR 1	SECTOR 2	SECTOR 3	LAP TIME	MPH	DIFF	TIME OF DAY
1 -	42.097	58.538	28.841	2:09.476	67.65	6.596	10:32:16.098
2 -	40.996	57.409	28.993	2:07.398	68.75	4.518	10:34:23.496
3 -	40.034	58.251	28.892	2:07.177 (3)	68.87	4.297	10:36:30.673
4 -	40.086	54.771	28.023	2:02.880 (1)	71.28		10:38:33.553
5 -	39.567	56.831	28.162	2:04.560 (2)	70.32	1.680	10:40:38.113

P17 70 GPF		Andrew BURSCOUGH		Yamaha YPVS 350 - Apollo/Merlin/Abbey/Martitium			
IDEAL LAP TIME : 2:03.429		BEST LAP TIME : 2:03.520		DIFFERENCE : 0.091			
LAP	SECTOR 1	SECTOR 2	SECTOR 3	LAP TIME	MPH	DIFF	TIME OF DAY
1 -	39.630	56.037	29.347	2:05.014 (3)	70.07	1.494	10:31:57.483
2 -	40.709	55.511	29.607	2:05.827	69.61	2.307	10:34:03.310
3 -	39.315	55.181	29.024	2:03.520 (1)	70.91		10:36:06.830
4 -	39.560	55.090	29.325	2:03.975 (2)	70.65	0.455	10:38:10.805
5 -	39.372	55.880	30.240	2:05.492	69.80	1.972	10:40:16.297

P18 51 GP		Kevin WHOLEY		Yamaha TZ 250 -			
IDEAL LAP TIME : 2:03.029		BEST LAP TIME : 2:03.635		DIFFERENCE : 0.606			
LAP	SECTOR 1	SECTOR 2	SECTOR 3	LAP TIME	MPH	DIFF	TIME OF DAY
1 -	42.834	57.789	29.761	2:10.384	67.18	6.749	10:32:18.646
2 -	40.357	57.145	28.505	2:06.007	69.51	2.372	10:34:24.653
3 -	40.188	56.155	28.507	2:04.850 (3)	70.16	1.215	10:36:29.503
4 -	40.157	55.370	28.108	2:03.635 (1)	70.85		10:38:33.138
5 -	39.551	56.501	28.300	2:04.352 (2)	70.44	0.717	10:40:37.490

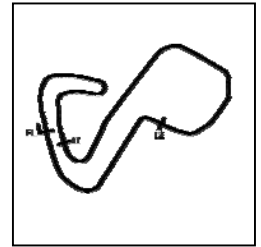
Weather / Track : Cloudy / Wet

Brands Hatch GP
Circuit Length = 2.4332 miles
Start: 10:28 Flag 10:39 End: 10:42

BMCRC - MRO Championships 2020 - Rnd 4 @ Brands Hatch GP

EDlasia Formula 400 & G-Force MC Blue Haze

QUALIFYING - SECTOR ANALYSIS



SECTOR 1 = FL to I1, SECTOR 2 = I1 to I2, SECTOR 3 = I2 to FL, DIFF = Difference To Personal Best Lap, P = Crossed Finish Line in Pit Lane, D = Time Disallowed

P19 48		Richie WELSH		Yamaha FZR 400 RRSP - EDEN'S BABY EXPERIENCES/ PE1			
IDEAL LAP TIME : 2:03.014		BEST LAP TIME : 2:03.646		DIFFERENCE : 0.632			
LAP	SECTOR 1	SECTOR 2	SECTOR 3	LAP TIME	MPH	DIFF	TIME OF DAY
1 -	40.258	55.177	28.650	2:04.085 (3)	70.59	0.439	10:31:42.029
2 -	39.474	55.546	28.626	2:03.646 (1)	70.84		10:33:45.675
3 -	41.019	55.116	28.625	2:04.760	70.21	1.114	10:35:50.435
4 -	41.029	55.476	28.532	2:05.037	70.05	1.391	10:37:55.472
5 -	39.366	55.462	28.992	2:03.820 (2)	70.74	0.174	10:39:59.292

P20 57		Paul FISHER		Kawasaki ZXR400 -			
IDEAL LAP TIME : 2:03.047		BEST LAP TIME : 2:03.688		DIFFERENCE : 0.641			
LAP	SECTOR 1	SECTOR 2	SECTOR 3	LAP TIME	MPH	DIFF	TIME OF DAY
1 -	40.974	55.623	29.134	2:05.731 (3)	69.67	2.043	10:31:54.892
2 -	40.780	56.321	28.901	2:06.002	69.52	2.314	10:34:00.894
3 -	39.947	55.142	28.693	2:03.782 (2)	70.76	0.094	10:36:04.676
4 -	40.372	55.621	29.994	2:05.987	69.52	2.299	10:38:10.663
5 -	39.229	55.125	29.334	2:03.688 (1)	70.82		10:40:14.351

P21 92 GPF		Derek CRIPPS		Yamaha TZR250 - Kelly Cripps			
IDEAL LAP TIME : 2:03.318		BEST LAP TIME : 2:03.690		DIFFERENCE : 0.372			
LAP	SECTOR 1	SECTOR 2	SECTOR 3	LAP TIME	MPH	DIFF	TIME OF DAY
1 -	41.264	58.192	30.582	2:10.038	67.36	6.348	10:32:18.908
2 -	40.478	57.016	29.175	2:06.669	69.15	2.979	10:34:25.577
3 -	39.700	56.439	29.103	2:05.242 (2)	69.94	1.552	10:36:30.819
4 -	39.363	55.736	28.591	2:03.690 (1)	70.82		10:38:34.509
5 -	38.991	57.472	28.921	2:05.384 (3)	69.86	1.694	10:40:39.893

P22 60 GPF		Daniel GOUGH		Yamaha TZR 250 - G Force Motorcycles			
IDEAL LAP TIME : 2:04.131		BEST LAP TIME : 2:04.822		DIFFERENCE : 0.691			
LAP	SECTOR 1	SECTOR 2	SECTOR 3	LAP TIME	MPH	DIFF	TIME OF DAY
1 -	40.962	58.765	29.995	2:09.722	67.52	4.900	10:31:50.722
2 -	39.329	58.782	29.799	2:07.910	68.48	3.088	10:33:58.632
3 -	40.754	56.365	29.472	2:06.591 (2)	69.19	1.769	10:36:05.223
4 -	42.087	55.811	29.307	2:07.205 (3)	68.86	2.383	10:38:12.428
5 -	39.013	55.853	29.956	2:04.822 (1)	70.17		10:40:17.250

P23 45		Mark THOMPSON		Kawasaki ZXR400 - Flintstone Tyres / David Simon Tuning			
IDEAL LAP TIME : 2:04.343		BEST LAP TIME : 2:05.644		DIFFERENCE : 1.301			
LAP	SECTOR 1	SECTOR 2	SECTOR 3	LAP TIME	MPH	DIFF	TIME OF DAY
1 -	41.040	57.864	29.535	2:08.439	68.20	2.795	10:31:48.771
2 -	40.521	59.179	29.835	2:09.535	67.62	3.891	10:33:58.306
3 -	39.729	57.224	29.186	2:06.139 (3)	69.44	0.495	10:36:04.445
4 -	39.829	56.002	29.813	2:05.644 (1)	69.71		10:38:10.089
5 -	39.155	56.548	30.111	2:05.814 (2)	69.62	0.170	10:40:15.903

P24 122 GP		Dave HARVIEK		Yamaha TZ250 4DP - NW Roofing London Ltd			
IDEAL LAP TIME : 2:05.227		BEST LAP TIME : 2:06.152		DIFFERENCE : 0.925			
LAP	SECTOR 1	SECTOR 2	SECTOR 3	LAP TIME	MPH	DIFF	TIME OF DAY
1 -	44.395	59.385	30.167	2:13.947	65.39	7.795	10:32:18.388
2 -	41.964	58.344	29.710	2:10.018	67.37	3.866	10:34:28.406
3 -	41.014	57.196	30.295	2:08.505 (3)	68.16	2.353	10:36:36.911
4 -	40.803	56.261	29.202	2:06.266 (2)	69.37	0.114	10:38:43.177
5 -	40.003	56.022	30.127	2:06.152 (1)	69.43		10:40:49.329

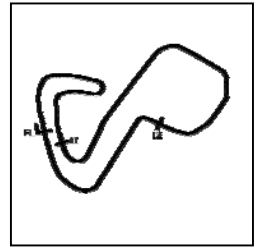
Weather / Track : Cloudy / Wet

Brands Hatch GP
Circuit Length = 2.4332 miles
Start: 10:28 Flag 10:39 End: 10:42

BMCRC - MRO Championships 2020 - Rnd 4 @ Brands Hatch GP

EDlasia Formula 400 & G-Force MC Blue Haze

QUALIFYING - SECTOR ANALYSIS



SECTOR 1 = FL to I1, SECTOR 2 = I1 to I2, SECTOR 3 = I2 to FL, DIFF = Difference To Personal Best Lap, P = Crossed Finish Line in Pit Lane, D = Time Disallowed

P25 64 GP Phil ELLIS			Yamaha TZ250B -				
IDEAL LAP TIME : 2:06.714		BEST LAP TIME : 2:06.815		DIFFERENCE : 0.101			
LAP	SECTOR 1	SECTOR 2	SECTOR 3	LAP TIME	MPH	DIFF	TIME OF DAY
1 -	45.460	1:03.797	31.389	2:20.646	62.28	13.831	10:32:45.399
2 -	41.634	1:01.124	30.746	2:13.504	65.61	6.689	10:34:58.903
3 -	42.131	58.132	29.796	2:10.059 (2)	67.35	3.244	10:37:08.962
4 -	42.380	1:00.621	29.985	2:12.986 (3)	65.87	6.171	10:39:21.948
5 -	40.297	56.621	29.897	2:06.815 (1)	69.07		10:41:28.763

P26 75 GPF Steve HIGERTY			Yamaha TZR250 - Cambridge Motorcycles				
IDEAL LAP TIME : 2:10.922		BEST LAP TIME : 2:10.922		DIFFERENCE : 0.000			
LAP	SECTOR 1	SECTOR 2	SECTOR 3	LAP TIME	MPH	DIFF	TIME OF DAY
1 -	44.850	1:00.116	31.261	2:16.227 (2)	64.30	5.305	10:32:29.407
2 -	42.785	57.863	30.274	2:10.922 (1)	66.90		10:34:40.329

P27 47 Allan CLARK			Kawasaki ZXR400 - A Clark & Sons Builders				
IDEAL LAP TIME : 2:10.429		BEST LAP TIME : 2:10.950		DIFFERENCE : 0.521			
LAP	SECTOR 1	SECTOR 2	SECTOR 3	LAP TIME	MPH	DIFF	TIME OF DAY
1 -	42.402	1:02.145	32.048	2:16.595	64.13	5.645	10:32:12.745
2 -	41.738	59.846	29.366	2:10.950 (1)	66.89		10:34:23.695
3 -	42.125	1:00.292	31.672	2:14.089 (3)	65.32	3.139	10:36:37.784
4 -	41.492	59.571	30.061	2:11.124 (2)	66.80	0.174	10:38:48.908

P28 33 GPF Kieran LEWIS			Yamaha TZR250 - Controls For Doors Ltd/ G Force Motorcycles				
IDEAL LAP TIME : 2:11.128		BEST LAP TIME : 2:11.159		DIFFERENCE : 0.031			
LAP	SECTOR 1	SECTOR 2	SECTOR 3	LAP TIME	MPH	DIFF	TIME OF DAY
1 -	41.427	58.954	30.778	2:11.159 (1)	66.78		10:31:56.339
2 -	42.123	59.248	30.825	2:12.196 (2)	66.26	1.037	10:34:08.535
3 -	41.396	1:02.680	32.710	2:16.786 (3)	64.04	5.627	10:36:25.321

P29 42 GP Sian BROOKS			Honda RS125 - Spyre Ltd				
IDEAL LAP TIME : 2:12.702		BEST LAP TIME : 2:12.876		DIFFERENCE : 0.174			
LAP	SECTOR 1	SECTOR 2	SECTOR 3	LAP TIME	MPH	DIFF	TIME OF DAY
1 -	42.781	1:03.186	31.369	2:17.336	63.78	4.460	10:32:34.763
2 -	42.003	1:01.179	30.841	2:14.023 (2)	65.36	1.147	10:34:48.786
3 -	44.529	1:01.985	30.662	2:17.176	63.85	4.300	10:37:05.962
4 -	43.247	1:02.312	31.441	2:17.000 (3)	63.94	4.124	10:39:22.962
5 -	42.177	1:00.231	30.468	2:12.876 (1)	65.92		10:41:35.838

P30 75 R Gary FRASER			Kawasaki ZXR 400 -				
IDEAL LAP TIME : 2:15.337		BEST LAP TIME : 2:15.814		DIFFERENCE : 0.477			
LAP	SECTOR 1	SECTOR 2	SECTOR 3	LAP TIME	MPH	DIFF	TIME OF DAY
1 -	46.168	1:05.474	32.517	2:24.159	60.76	8.345	10:32:30.511
2 -	43.184	1:03.822	31.794	2:18.800	63.11	2.986	10:34:49.311
3 -	44.548	1:02.330	31.038	2:17.916 (3)	63.51	2.102	10:37:07.227
4 -	43.662	1:02.371	30.742	2:16.775 (2)	64.04	0.961	10:39:24.002
5 -	43.493	1:01.411	30.910	2:15.814 (1)	64.49		10:41:39.816

P31 23 GPF Tom CAUGHLIN			Honda NSR250 -				
IDEAL LAP TIME : 2:16.128		BEST LAP TIME : 2:16.380		DIFFERENCE : 0.252			
LAP	SECTOR 1	SECTOR 2	SECTOR 3	LAP TIME	MPH	DIFF	TIME OF DAY
1 -	44.590	1:02.366	32.330	2:19.286 (2)	62.89	2.906	10:32:24.886
2 -	42.545	1:01.253	32.582	2:16.380 (1)	64.23		10:34:41.266
3 -	45.410	1:05.221	33.851	2:24.482	60.62	8.102	10:37:05.748
4 -	43.435	1:06.283	33.543	2:23.261 (3)	61.14	6.881	10:39:29.009

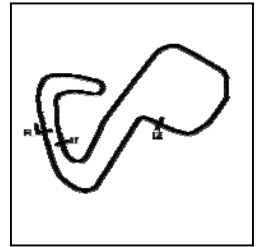
Weather / Track : Cloudy / Wet

Brands Hatch GP
Circuit Length = 2.4332 miles
Start: 10:28 Flag 10:39 End: 10:42

BMCRC - MRO Championships 2020 - Rnd 4 @ Brands Hatch GP

EDlasia Formula 400 & G-Force MC Blue Haze

QUALIFYING - SECTOR ANALYSIS



SECTOR 1 = FL to I1, SECTOR 2 = I1 to I2, SECTOR 3 = I2 to FL, DIFF = Difference To Personal Best Lap, P = Crossed Finish Line in Pit Lane, D = Time Disallowed

P32 199 GPF		Paul FIRTH		Kawasaki KR1S -			
IDEAL LAP TIME : 2:14.905		BEST LAP TIME : 2:16.413		DIFFERENCE : 1.508			
LAP	SECTOR 1	SECTOR 2	SECTOR 3	LAP TIME	MPH	DIFF	TIME OF DAY
1 -	45.146	1:02.535	30.405	2:18.086 (2)	63.43	1.673	10:32:39.403
2 -	43.315	1:01.521	31.577	2:16.413 (1)	64.21		10:34:55.816
3 -	42.979	1:04.244	34.203	2:21.426 (3)	61.93	5.013	10:37:17.242

P33 8 GP		Phil ATKINSON		Yamaha TZ350 - Rose mot centre			
IDEAL LAP TIME : 2:16.879		BEST LAP TIME : 2:16.879		DIFFERENCE : 0.000			
LAP	SECTOR 1	SECTOR 2	SECTOR 3	LAP TIME	MPH	DIFF	TIME OF DAY
1 -	45.922	1:06.204	31.379	2:23.505 (2)	61.04	6.626	10:32:14.137
2 -	45.062	1:00.957	30.860	2:16.879 (1)	63.99		10:34:31.016

P34 21 GP		Stuart THURTLÉ		Yamaha TZ250B 3YL - TeamTortoise Racing			
IDEAL LAP TIME : 2:16.683		BEST LAP TIME : 2:17.383		DIFFERENCE : 0.700			
LAP	SECTOR 1	SECTOR 2	SECTOR 3	LAP TIME	MPH	DIFF	TIME OF DAY
1 -	45.308	1:07.429	33.650	2:26.387	59.84	9.004	10:32:46.447
2 -	43.836	1:02.865	30.682	2:17.383 (1)	63.76		10:35:03.830
3 -	43.734	1:03.149	31.425	2:18.308 (3)	63.33	0.925	10:37:22.138
4 -	44.206	1:02.267	31.374	2:17.847 (2)	63.54	0.464	10:39:39.985

P35 155 GP		Roy CHAPMAN		Yamaha TZ350 - Self			
IDEAL LAP TIME : 2:18.315		BEST LAP TIME : 2:19.142		DIFFERENCE : 0.827			
LAP	SECTOR 1	SECTOR 2	SECTOR 3	LAP TIME	MPH	DIFF	TIME OF DAY
1 -	44.475	1:02.174	32.845	2:19.494 (2)	62.79	0.352	10:32:38.245
2 -	44.832	1:01.131	33.179	2:19.142 (1)	62.95		10:34:57.387
3 -	45.488	1:01.898	32.709	2:20.095	62.52	0.953	10:37:17.482
4 -	45.448	1:01.750	32.715	2:19.913 (3)	62.60	0.771	10:39:37.395

P36 67 GPF		Mark BAILEY		Yamaha TZR250 - Gforce motorcycles			
IDEAL LAP TIME : 2:18.708		BEST LAP TIME : 2:19.360		DIFFERENCE : 0.652			
LAP	SECTOR 1	SECTOR 2	SECTOR 3	LAP TIME	MPH	DIFF	TIME OF DAY
1 -	43.766	1:03.283	32.311	2:19.360 (1)	62.85		10:32:29.091
2 -	44.114	1:03.205	32.825	2:20.144 (3)	62.50	0.784	10:34:49.235
3 -	48.277	1:05.422	31.737	2:25.436	60.23	6.076	10:37:14.671
4 -	44.742	1:03.257	31.853	2:19.852 (2)	62.63	0.492	10:39:34.523

P37 34 GP		Vince CUNDLE		Yamaha TZ350G BSR - FONDSECA			
IDEAL LAP TIME : 2:19.328		BEST LAP TIME : 2:19.451		DIFFERENCE : 0.123			
LAP	SECTOR 1	SECTOR 2	SECTOR 3	LAP TIME	MPH	DIFF	TIME OF DAY
1 -	OUTLAP	1:08.974	33.146	2:31.600	57.78	12.149	10:33:42.246
2 -	44.657	1:04.304	31.997	2:20.958 (2)	62.14	1.507	10:36:03.204
3 -	45.049	1:04.061	31.910	2:21.020 (3)	62.11	1.569	10:38:24.224
4 -	43.997	1:03.421	32.033	2:19.451 (1)	62.81		10:40:43.675

P38 7 GP		Ewan HAMILTON		Yamaha TZ - Me myself and I			
IDEAL LAP TIME : 2:19.872		BEST LAP TIME : 2:20.258		DIFFERENCE : 0.386			
LAP	SECTOR 1	SECTOR 2	SECTOR 3	LAP TIME	MPH	DIFF	TIME OF DAY
1 -	45.445	1:02.630	32.183	2:20.258 (1)	62.45		10:32:39.801
2 -	45.059	1:03.041	32.418	2:20.518 (2)	62.33	0.260	10:35:00.319
3 -	45.136	1:03.799	33.054	2:21.989 (3)	61.69	1.731	10:37:22.308
4 -	46.495	1:04.596	33.503	2:24.594	60.58	4.336	10:39:46.902

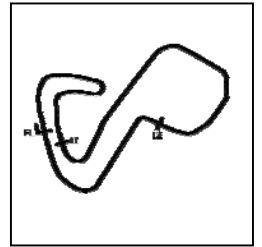
Weather / Track : Cloudy / Wet

Brands Hatch GP
Circuit Length = 2.4332 miles
Start: 10:28 Flag 10:39 End: 10:42

BMCRC - MRO Championships 2020 - Rnd 4 @ Brands Hatch GP

EDlasia Formula 400 & G-Force MC Blue Haze

QUALIFYING - SECTOR ANALYSIS



SECTOR 1 = FL to I1, SECTOR 2 = I1 to I2, SECTOR 3 = I2 to FL, DIFF = Difference To Personal Best Lap, P = Crossed Finish Line in Pit Lane, D = Time Disallowed

P39		2 GP		Nick BEDFORD		Yamaha TZ350 - Banx Race Paint	
IDEAL LAP TIME : 2:24.694		BEST LAP TIME : 2:24.811		DIFFERENCE : 0.117			
LAP	SECTOR 1	SECTOR 2	SECTOR 3	LAP TIME	MPH	DIFF	TIME OF DAY
1 -	44.155	1:07.166	33.490	2:24.811 (1)	60.49		10:32:49.262
2 -	46.017	1:07.049	33.754	2:26.820 (2)	59.66	2.009	10:35:16.082
3 -	47.305	1:10.214	34.978	2:32.497	57.44	7.686	10:37:48.579
4 -	47.049	1:08.273	33.937	2:29.259 (3)	58.68	4.448	10:40:17.838

P40		32 R		Leuan COOKE		Kawasaki ZXR 400 -	
IDEAL LAP TIME : 2:27.866		BEST LAP TIME : 2:29.293		DIFFERENCE : 1.427			
LAP	SECTOR 1	SECTOR 2	SECTOR 3	LAP TIME	MPH	DIFF	TIME OF DAY
1 -	50.835	1:09.511	34.892	2:35.238	56.42	5.945	10:32:47.484
2 -	48.275	1:07.480	33.538	2:29.293 (1)	58.67		10:35:16.777
3 -	47.763	1:09.729	34.349	2:31.841 (3)	57.69	2.548	10:37:48.618
4 -	49.151	1:08.886	32.623	2:30.660 (2)	58.14	1.367	10:40:19.278

P41		147 GP		John HANNAFORD		Yamaha TZ350D -	
IDEAL LAP TIME : 2:31.463		BEST LAP TIME : 2:31.463		DIFFERENCE : 0.000			
LAP	SECTOR 1	SECTOR 2	SECTOR 3	LAP TIME	MPH	DIFF	TIME OF DAY
1 -	47.497	1:09.293	34.673	2:31.463 (1)	57.83		10:33:01.829
2 -	48.982	1:10.959	36.270	2:36.211 (3)	56.07	4.748	10:35:38.040
3 -	50.730	1:10.366	36.539	2:37.635	55.57	6.172	10:38:15.675
4 -	49.355	1:10.070	35.870	2:35.295 (2)	56.40	3.832	10:40:50.970

P42		14 GPF		Mick PENNELL		Yamaha YPVS - Everquip Racing	
IDEAL LAP TIME : 3:18.137		BEST LAP TIME : 3:18.137		DIFFERENCE : 0.000			
LAP	SECTOR 1	SECTOR 2	SECTOR 3	LAP TIME	MPH	DIFF	TIME OF DAY
1 -	1:00.021	1:33.902	44.214	3:18.137 (1)	44.21		10:34:16.626

BMCRC - MRO Championships 2020 - Rnd 4 @ Brands Hatch GP

EDlasia Formula 400 & G-Force MC Blue Haze

QUALIFYING - BEST SECTORS

SECTOR 1			SECTOR 2			SECTOR 3			IDEAL / BEST COMPARISON						
POS	NO	NAME	TIME	NO	NAME	TIME	NO	NAME	TIME	POS	NO	NAME	IDEAL	BEST	DIFF
													PERFECT LAP	1:56.485	
1	191	SEATH	37.135	168	RUSSELL	52.160	22	BALLERINI	27.190	1	168	RUSSELL	1:57.070	1:57.979	0.909
2	168	RUSSELL	37.276	191	SEATH	52.687	168	RUSSELL	27.634	2	191	SEATH	1:57.596	1:57.596	0.000
3	22	BALLERINI	37.330	22	BALLERINI	53.173	85	ROBINSON	27.726	3	22	BALLERINI	1:57.693	1:57.693	0.000
4	351	DIGBY-BAKER	37.604	52	JARMAN	53.791	191	SEATH	27.774	4	351	DIGBY-BAKER	1:59.915	2:01.869	1.954
5	76	HENRYS	37.634	0	TOLAND	53.956	176	STAMPER	27.795	5	85	ROBINSON	2:00.076	2:00.259	0.183
6	4	HALIL	37.666	4	HALIL	54.173	76	HENRYS	27.868	6	52	JARMAN	2:00.181	2:00.967	0.786
7	85	ROBINSON	37.921	351	DIGBY-BAKER	54.182	257	McCARTER	27.877	7	0	TOLAND	2:00.238	2:01.002	0.764
8	257	McCARTER	38.110	257	McCARTER	54.257	11	MACHARD	28.023	8	257	McCARTER	2:00.244	2:00.629	0.385
9	0	TOLAND	38.242	85	ROBINSON	54.429	0	TOLAND	28.040	9	4	HALIL	2:00.420	2:00.978	0.558
10	176	STAMPER	38.250	157	MOOK	54.594	52	JARMAN	28.080	10	76	HENRYS	2:01.191	2:02.167	0.976
11	52	JARMAN	38.310	26	THOMPSON	54.725	51	WHOLEY	28.108	11	176	STAMPER	2:01.468	2:02.067	0.599
12	157	MOOK	38.357	11	MACHARD	54.771	351	DIGBY-BAKER	28.129	12	26	THOMPSON	2:01.633	2:01.633	0.000
13	26	THOMPSON	38.636	70	BURSCOUGH	55.090	26	THOMPSON	28.272	13	157	MOOK	2:01.875	2:02.072	0.197
14	3	BARRETT	38.648	48	WELSH	55.116	3	BARRETT	28.326	14	11	MACHARD	2:02.361	2:02.880	0.519
15	92	CRIPPS	38.991	57	FISHER	55.125	48	WELSH	28.532	15	3	BARRETT	2:02.852	2:02.852	0.000
16	60	GOUGH	39.013	51	WHOLEY	55.370	4	HALIL	28.581	16	48	WELSH	2:03.014	2:03.646	0.632
17	45	THOMPSON	39.155	176	STAMPER	55.423	92	CRIPPS	28.591	17	51	WHOLEY	2:03.029	2:03.635	0.606
18	57	FISHER	39.229	76	HENRYS	55.689	57	FISHER	28.693	18	57	FISHER	2:03.047	2:03.688	0.641
19	70	BURSCOUGH	39.315	92	CRIPPS	55.736	157	MOOK	28.924	19	92	CRIPPS	2:03.318	2:03.690	0.372
20	48	WELSH	39.366	60	GOUGH	55.811	70	BURSCOUGH	29.024	20	70	BURSCOUGH	2:03.429	2:03.520	0.091
21	51	WHOLEY	39.551	3	BARRETT	55.878	45	THOMPSON	29.186	21	60	GOUGH	2:04.131	2:04.822	0.691
22	11	MACHARD	39.567	45	THOMPSON	56.002	122	HARVIEK	29.202	22	45	THOMPSON	2:04.343	2:05.644	1.301
23	122	HARVIEK	40.003	122	HARVIEK	56.022	60	GOUGH	29.307	23	122	HARVIEK	2:05.227	2:06.152	0.925
24	64	ELLIS	40.297	64	ELLIS	56.621	47	CLARK	29.366	24	64	ELLIS	2:06.714	2:06.815	0.101
25	33	LEWIS	41.396	75	HIGERTY	57.863	64	ELLIS	29.796	25	47	CLARK	2:10.429	2:10.950	0.521
26	47	CLARK	41.492	33	LEWIS	58.954	75	HIGERTY	30.274	26	75	HIGERTY	2:10.922	2:10.922	0.000
27	42	BROOKS	42.003	47	CLARK	59.571	199	FIRTH	30.405	27	33	LEWIS	2:11.128	2:11.159	0.031
28	23	CAUGHLIN	42.545	42	BROOKS	1:00.231	42	BROOKS	30.468	28	42	BROOKS	2:12.702	2:12.876	0.174
29	75	HIGERTY	42.785	8	ATKINSON	1:00.957	21	THURTL	30.682	29	199	FIRTH	2:14.905	2:16.413	1.508
30	199	FIRTH	42.979	155	CHAPMAN	1:01.131	75	FRASER	30.742	30	75	FRASER	2:15.337	2:15.814	0.477
31	75	FRASER	43.184	23	CAUGHLIN	1:01.253	33	LEWIS	30.778	31	23	CAUGHLIN	2:16.128	2:16.380	0.252
32	21	THURTL	43.734	75	FRASER	1:01.411	8	ATKINSON	30.860	32	21	THURTL	2:16.683	2:17.383	0.700
33	67	BAILEY	43.766	199	FIRTH	1:01.521	67	BAILEY	31.737	33	8	ATKINSON	2:16.879	2:16.879	0.000
34	34	CUNDLE	43.997	21	THURTL	1:02.267	34	CUNDLE	31.910	34	155	CHAPMAN	2:18.315	2:19.142	0.827
35	2	BEDFORD	44.155	7	HAMILTON	1:02.630	7	HAMILTON	32.183	35	67	BAILEY	2:18.708	2:19.360	0.652
36	155	CHAPMAN	44.475	67	BAILEY	1:03.205	23	CAUGHLIN	32.330	36	34	CUNDLE	2:19.328	2:19.451	0.123
37	53	WHITING	44.622	34	CUNDLE	1:03.421	32	COOKE	32.623	37	7	HAMILTON	2:19.872	2:20.258	0.386
38	7	HAMILTON	45.059	2	BEDFORD	1:07.049	155	CHAPMAN	32.709	38	2	BEDFORD	2:24.694	2:24.811	0.117
39	8	ATKINSON	45.062	32	COOKE	1:07.480	2	BEDFORD	33.490	39	32	COOKE	2:27.866	2:29.293	1.427
40	147	HANNAFORD	47.497	147	HANNAFORD	1:09.293	53	WHITING	33.536	40	147	HANNAFORD	2:31.463	2:31.463	0.000
41	32	COOKE	47.763	14	PENNELL	1:33.902	147	HANNAFORD	34.673	41	14	PENNELL	3:18.137	3:18.137	0.000
42	14	PENNELL	1:00.021				14	PENNELL	44.214	42	14	BURRAGE		1:48.611	
43															

Weather / Track : Cloudy / Wet

Results can be found at www.tsl-timing.com

Brands Hatch GP

Circuit Length = 2.4332 miles

Start: 10:28 Flag 10:39 End: 10:42

Printed - 10:42 Saturday, 03 October 2020

BMCRC - MRO Championships 2020 - Rnd 4 @ Brands Hatch GP

EDlasia Formula 400 & G-Force MC Blue Haze

QUALIFYING - STATISTICS

Competitors Started 43
Planned Start 2020-10-03 @ 10:25:00.000
Actual Start 2020-10-03 @ 10:28:07.594
Finish Time 2020-10-03 @ 10:39:30.756
Track Length 2.4332mi.
Total Laps 185
Total Distance Covered 450.1585mi.

Session Fastest Lap History

NO	CL	NAME	LAP TIME	TIME OF DAY	LAP	VEHICLE
14		Chris BURRAGE	1:50.677	10:31:17.346	1	Kawasaki ZXR 400
14		Chris BURRAGE	1:48.611	10:38:41.147	5	Kawasaki ZXR 400

Flag History

TYPE	TIME OF DAY
GREEN	10:28:07.594
FINISH	10:39:30.756

Flag Statistics

TYPE	COUNT	TOTAL LAPS	TOTAL TIME
Green	1	5	13:53.784
Red	0	0	0.000
Safety Car	0	0	0.000
FCY	0	0	0.000

BMCRC - MRO Championships 2020 - Rnd 4 @ Brands Hatch GP

EDlasia Formula 400 & G-Force MC Blue Haze

QUALIFYING - STATISTICS

CLASS :

9 Starters

Fastest Lap History

NO	NAME	LAP TIME	TIME OF DAY	LAP	VEHICLE
14	Chris BURRAGE	1:50.677	10:31:17.346	1	Kawasaki ZXR 400
14	Chris BURRAGE	1:48.611	10:38:41.147	5	Kawasaki ZXR 400

Weather / Track : Cloudy / Wet

Results can be found at www.tsl-timing.com

Page 2 of 7

Brands Hatch GP
Circuit Length = 2.4332 miles
Start: 10:28 Flag 10:39 End: 10:42

Printed - 10:43 Saturday, 03 October 2020

BMCRC - MRO Championships 2020 - Rnd 4 @ Brands Hatch GP

EDlasia Formula 400 & G-Force MC Blue Haze

QUALIFYING - STATISTICS

CLASS : R

2 Starters

Fastest Lap History

NO	NAME	LAP TIME	TIME OF DAY	LAP	VEHICLE
75	Gary FRASER	2:24.159	10:32:30.524	1	Kawasaki ZXR 400
75	Gary FRASER	2:18.800	10:34:49.311	2	Kawasaki ZXR 400
75	Gary FRASER	2:17.916	10:37:07.239	3	Kawasaki ZXR 400
75	Gary FRASER	2:16.775	10:39:24.014	4	Kawasaki ZXR 400
75	Gary FRASER	2:15.814	10:41:39.829	5	Kawasaki ZXR 400

Weather / Track : Cloudy / Wet

Results can be found at www.tsl-timing.com

Page 3 of 7

Brands Hatch GP
Circuit Length = 2.4332 miles
Start: 10:28 Flag 10:39 End: 10:42

Printed - 10:43 Saturday, 03 October 2020

BMCRC - MRO Championships 2020 - Rnd 4 @ Brands Hatch GP

EDlasia Formula 400 & G-Force MC Blue Haze

QUALIFYING - STATISTICS

CLASS : S

3 Starters

Fastest Lap History

NO	NAME	LAP TIME	TIME OF DAY	LAP	VEHICLE
351	Sam DIGBY-BAKER	2:05.441	10:31:55.433	1	Kawasaki ZXR400
70	Andrew BURSCOUGH	2:05.014	10:31:57.502	1	Yamaha YPVS 350
351	Sam DIGBY-BAKER	2:03.280	10:33:58.683	2	Kawasaki ZXR400
351	Sam DIGBY-BAKER	2:01.869	10:38:05.271	4	Kawasaki ZXR400

Weather / Track : Cloudy / Wet

Results can be found at www.tsl-timing.com

Page 4 of 7

Brands Hatch GP
Circuit Length = 2.4332 miles
Start: 10:28 Flag 10:39 End: 10:42
Printed - 10:43 Saturday, 03 October 2020

BMCRC - MRO Championships 2020 - Rnd 4 @ Brands Hatch GP

EDlasia Formula 400 & G-Force MC Blue Haze

QUALIFYING - STATISTICS

CLASS : S/R

1 Starters

Fastest Lap History

NO	NAME	LAP TIME	TIME OF DAY	LAP	VEHICLE
23	Tom CAUGHLIN	2:19.286	10:32:24.905	1	Honda NSR250
23	Tom CAUGHLIN	2:16.380	10:34:41.284	2	Honda NSR250

BMCRC - MRO Championships 2020 - Rnd 4 @ Brands Hatch GP

EDlasia Formula 400 & G-Force MC Blue Haze

QUALIFYING - STATISTICS

CLASS : GP

19 Starters

Fastest Lap History

NO	NAME	LAP TIME	TIME OF DAY	LAP	VEHICLE
76	Mark HENRYS	2:03.842	10:31:48.867	1	Honda RS250R
176	Jonathan STAMPER	2:03.680	10:31:56.759	1	Yamaha TZ250
176	Jonathan STAMPER	2:02.067	10:33:58.828	2	Yamaha TZ250
257	Liam McCARTER	2:01.830	10:34:16.521	2	Yamaha TZ
168	Michael RUSSELL	2:00.858	10:36:33.741	3	Yamaha TZ 250
22	Rik BALLERINI	1:59.841	10:38:22.929	4	Yamaha SPONDON TZ250
168	Michael RUSSELL	1:57.979	10:38:31.721	4	Yamaha TZ 250
22	Rik BALLERINI	1:57.693	10:40:20.622	5	Yamaha SPONDON TZ250

Weather / Track : Cloudy / Wet

Results can be found at www.tsl-timing.com

Page 6 of 7

Brands Hatch GP
Circuit Length = 2.4332 miles
Start: 10:28 Flag 10:39 End: 10:42
Printed - 10:43 Saturday, 03 October 2020

BMCRC - MRO Championships 2020 - Rnd 4 @ Brands Hatch GP

EDlasia Formula 400 & G-Force MC Blue Haze

QUALIFYING - STATISTICS

CLASS : GPF

11 Starters

Fastest Lap History

NO	NAME	LAP TIME	TIME OF DAY	LAP	VEHICLE
4	Denis HALIL	2:03.698	10:31:49.440	1	Yamaha TZR
0	Paul TOLAND	2:01.002	10:31:50.709	1	Yamaha 350
4	Denis HALIL	2:00.978	10:35:52.491	3	Yamaha TZR



BMCRC - MRO Championships 2020 - Rnd 4 @ Brands Hatch GP

Chilton Motors 250 MZ & G-Force MC Blue Haze GPF

RACE 4 - GRID (5 Laps)

ROW 14	42		41	14 Mick PENNELL	40	67 Mark BAILEY	
ROW 13		39	199 Paul FIRTH	38	23 Tom CAUGHLIN	37	33 Kieran LEWIS
ROW 12	36	75 Steve HIGERTY	35	60 Daniel GOUGH	34	92 Derek CRIPPS	
ROW 11		33	70 Andrew BURSCOUGH	32	0 Paul TOLAND	31	4 Denis HALIL
ROW 10	30		29		28		
ROW 9		27		26		25	
ROW 8	24	41 Gary WILLIAMS	23	25 Jason HADLEY	22	67 Giles SPENCER	
ROW 7		21	93 Jamie DONALDSON	20	49 Andy MARKS	19	38 Chris PETTET
ROW 6	18	90 Steve PELLIS	17	566 Michael WILBY	16	94 David RASHLEIGH	
ROW 5		15	46 Steve BRIGDEN	14	3 Max MAUD	13	6 Paul ANSELL
ROW 4	12	32 John ASHMEAD	11	108 Ian KEEBLE	10	22 Simon FINCH	
ROW 3		9	44 Robert DESSOY	8	56 Russell TURNER	7	35 Liam NEWMAN
ROW 2	6	69 Alexander MANN	5	95 Christopher ROGERS	4	96 Chris KENT	
ROW 1		3	85 Andrew WALES	2	75 Peter WOODALL	1	9 Gary HOWLETT Pole

Brands Hatch GP
Circuit Length = 2.4332 miles

These results are provisional until the conclusion of any judicial and technical matters.

Clerk Of Course :	Steward :	Timekeeper :
-------------------	-----------	--------------

Results can be found at www.tsl-timing.com

Printed - 10:54 Saturday, 03 October 2020





BMCRC - MRO Championships 2020 - Rnd 4 @ Brands Hatch GP

Chilton Motors 250 MZ & G-Force MC Blue Haze GPF

RACE 4 - CLASSIFICATION

POS	NO	CL	PIC NAME	ENTRY	LAPS	TIME	GAP	DIFF	MPH	BEST	ON
1	0	GPF	1 Paul TOLAND	Yamaha 350 - Kippers keys	5	10:06.631			72.20	1:52.894	5
2	75		1 Peter WOODALL	MZ ETZ 250 - Core Projects Ltd	5	10:08.110	1.479	1.479	72.02	1:57.938	5
3	85		2 Andrew WALES	MZ ETZ 250 - Illuminated Design LTD	5	10:10.350	3.719	2.240	71.76	1:59.970	4
4	9		3 Gary HOWLETT	MZ TS250 - HS Racing	5	10:13.285	6.654	2.935	71.41	2:00.784	5
5	70	GPF	2 Andrew BURSCOUGH	Yamaha YPVS 350 - Apollo/Merlin/Abbey/Martitani	5	10:25.118	18.487	11.833	70.06	1:57.151	3
6	95		4 Christopher ROGERS	MZ ETZ 250 - CB Racing	5	10:30.872	24.241	5.754	69.42	2:03.055	5
7	44		5 Robert DESOY	MZ ETZ 250 - Eastern Garage Racing	5	10:30.957	24.326	0.085	69.41	2:03.618	5
8	69		6 Alexander MANN	Mz TS 250 - HS RACING	5	10:32.890	26.259	1.933	69.20	2:04.229	4
9	56		7 Russell TURNER	MZ ETZ 250 -	5	10:33.909	27.278	1.019	69.09	2:04.182	2
10	92	GPF	3 Derek CRIPPS	Yamaha TZR250 - Kelly Cripps	5	10:34.220	27.589	0.311	69.05	1:57.409	4
11	60	GPF	4 Daniel GOUGH	Yamaha TZR 250 - G Force Motorcycles	5	10:44.765	38.134	10.545	67.93	2:00.751	3
12	35		8 Liam NEWMAN	MZ ETZ 250 - Team newman racing	5	10:44.872	38.241	0.107	67.91	2:06.333	5
13	22		9 Simon FINCH	MZ ETZ250 - BlueCloud Projects Ltd	5	10:52.180	45.549	7.308	67.15	2:06.651	5
14	32		10 John ASHMEAD	MZ ETZ 250 -	5	10:52.510	45.879	0.330	67.12	2:07.267	5
15	26	GPF	5 Damian LEE	Yamaha TZR250 - Leed Autos	5	11:04.435	57.804	11.925	65.91	2:02.755	2
16	108	R	1 Ian KEEBLE	MZ ETZ 250 -	5	11:07.264	1:00.633	2.829	65.63	2:09.679	5
17	6	R	2 Paul ANSELL	MZ ETZ 250 -	5	11:07.775	1:01.144	0.511	65.58	2:10.104	5
18	75	GPF	6 Steve HIGERTY	Yamaha TZR250 - Cambridge Motorcycles	5	11:11.531	1:04.900	3.756	65.22	2:04.653	2
19	46	R	3 Steve BRIGDEN	MZ ETZ 250 -	5	11:12.826	1:06.195	1.295	65.09	2:09.911	5
20	67		11 Giles SPENCER	MZ ETZ 250 -	5	11:13.144	1:06.513	0.318	65.06	2:08.517	5
21	3		12 Max MAUD	MZ ETZ 250 -	5	11:24.985	1:18.354	11.841	63.94	2:13.638	4
22	90	R	4 Steve PELLIS	MZ ETZ250 - LEC Group	5	11:25.762	1:19.131	0.777	63.86	2:15.006	2
23	67	GPF	7 Mark BAILEY	Yamaha TZR250 - Gforce motorcycles	5	11:25.815	1:19.184	0.053	63.86	2:06.758	4
24	566	R	5 Michael WILBY	MZ ETZ 250 - Sziler UK	5	11:26.005	1:19.374	0.190	63.84	2:12.308	3
25	33	GPF	8 Kieran LEWIS	Yamaha TZR250 - Controls For Doors Ltd/ G Force	5	11:26.216	1:19.585	0.211	63.82	2:07.151	5
26	38		13 Chris PETTET	MZ ETZ 250 -	5	11:41.025	1:34.394	14.809	62.47	2:16.949	3
27	94		14 David RASHLEIGH	MZ ETZ 250 -	5	11:53.077	1:46.446	12.052	61.42	2:18.056	4
28	14	GPF	9 Mick PENNELL	Yamaha YPVS - Everquip Racing	5	11:53.959	1:47.328	0.882	61.34	2:12.957	4
29	25	R	6 Jason HADLEY	MZ ETZ 250 -	5	11:55.168	1:48.537	1.209	61.24	2:20.962	2
30	49	R	7 Andy MARKS	MZ ETZ 250 - Kingpin Components	5	11:56.668	1:50.037	1.500	61.11	2:20.165	2
31	93		15 Jamie DONALDSON	MZ ETZ 250 - Chilton Motors	5	12:21.441	2:14.810	24.773	59.07	2:25.379	5

NOT CLASSIFIED

DNF	4*	GPF	Denis HALIL	Yamaha TZR - D & A AUTOS	1	2:45.729	4 Laps	4 Laps	52.85		
DNF	96		Chris KENT	MZ ETZ 250 - Buxton Powder Coating	0						

FASTEST LAP

0	GPF	Paul TOLAND	Yamaha 350 - Kippers keys	5	1:52.894	77.59 mph	124.87 kph
75		Peter WOODALL	MZ ETZ 250 - Core Projects Ltd	5	1:57.938	74.27 mph	119.53 kph
108	R	Ian KEEBLE	MZ ETZ 250 -	5	2:09.679	67.55 mph	108.71 kph

* Bike 4 - No working transponder fitted
 Class GPF - 92.5% of Race Speed = 66.78 mph
 Class - 92.5% of Race Speed = 66.61 mph
 Class R - 92.5% of Race Speed = 60.70 mph

Brands Hatch GP
 Circuit Length = 2.4332 miles
 Start: 13:29 Flag 13:39 End: 13:42

Weather / Track : Cloudy / Drying
 These results are provisional until the conclusion of any judicial and technical matters.

Clerk Of Course :	Steward :	Timekeeper :
-------------------	-----------	--------------

Results can be found at www.tsl-timing.com

Printed - 13:42 Saturday, 03 October 2020



BMCRC - MRO Championships 2020 - Rnd 4 @ Brands Hatch GP

Chilton Motors 250 MZ & G-Force MC Blue Haze GPF

RACE 4 - LAP CHART

LAP 1 @ 13:31:51.635

NO	BEHIND	LAP TIME
9		2:07.989
75	0.227	2:08.216
85	0.718	2:08.707
95	3.101	2:11.090
44	4.609	2:12.598
35	5.436	2:13.425
69	5.535	2:13.524
56	5.572	2:13.561
22	8.778	2:16.767
32	9.210	2:17.199
108	12.051	2:20.040
6	14.059	2:22.048
90	14.384	2:22.373
46	14.618	2:22.607
67	18.229	2:26.218
566	18.470	2:26.459
3	18.679	2:26.668
94	21.124	2:29.113
38	21.335	2:29.324
25	22.143	2:30.132
0	24.019	2:32.008
49	24.498	2:32.487
93	24.633	2:32.622
70	26.908	2:34.897
92	31.162	2:39.151
60	32.056	2:40.045
26	37.616	2:45.605
4	37.740	2:45.729
75	38.001	2:45.990
33	41.387	2:49.376
67	42.767	2:50.756
14	47.450	2:55.439

LAP 2 @ 13:33:52.235

NO	BEHIND	LAP TIME
75		2:00.373
9	0.363	2:00.963
85	0.492	2:00.374
95	8.015	2:05.514
44	8.188	2:04.179
56	9.154	2:04.182
69	9.993	2:05.058
35	14.097	2:09.261
0	17.163	1:53.744
22	17.822	2:09.644
32	17.917	2:09.307
70	24.516	1:58.208
108	25.065	2:13.614
6	26.106	2:12.647
90	28.790	2:15.006
46	30.096	2:16.078
92	31.177	2:00.615
67	32.873	2:15.244
60	33.334	2:01.878
3	33.436	2:15.357
566	34.314	2:16.444
26	39.771	2:02.755
38	40.474	2:19.739
94	41.512	2:20.988
75	42.054	2:04.653
25	42.505	2:20.962
49	44.063	2:20.165

Weather / Track : Cloudy / Drying

Results can be found at www.tsl-timing.com

33	50.684	2:09.897
67	51.114	2:08.947
93	51.176	2:27.143
14	1:01.414	2:14.564

LAP 3 @ 13:35:52.486

NO	BEHIND	LAP TIME
75		2:00.251
85	1.447	2:01.206
9	2.457	2:02.345
0	11.633	1:54.721
56	13.619	2:04.716
95	14.569	2:06.805
44	14.778	2:06.841
69	15.111	2:05.369
70	21.416	1:57.151
35	22.072	2:08.226
22	26.323	2:08.752
32	26.820	2:09.154
92	28.980	1:58.054
60	33.834	2:00.751
6	37.464	2:11.609
108	37.652	2:12.838
46	43.384	2:13.539
90	43.756	2:15.217
26	45.208	2:05.688
67	45.295	2:12.673
566	46.371	2:12.308
3	47.373	2:14.188
75	48.935	2:07.132
38	57.172	2:16.949
33	1:00.944	2:10.511
67	1:02.452	2:11.589
25	1:03.249	2:20.995
49	1:04.445	2:20.633
94	1:07.978	2:26.717
14	1:17.075	2:15.912
93	1:19.175	2:28.250

LAP 4 @ 13:37:53.818

NO	BEHIND	LAP TIME
75		2:01.332
85	0.085	1:59.970
9	2.329	2:01.204
0	3.565	1:53.264
44	17.167	2:03.721
56	17.282	2:04.995
70	17.294	1:57.210
95	17.645	2:04.408
69	18.008	2:04.229
92	25.057	1:57.409
35	28.367	2:07.627
60	33.732	2:01.230
32	35.071	2:09.583
22	35.357	2:10.366
108	47.413	2:11.093
6	47.499	2:11.367
26	49.250	2:05.374
46	52.743	2:10.691
67	54.455	2:10.492
75	55.184	2:07.581
90	58.560	2:16.136
566	58.833	2:13.794
3	59.679	2:13.638

67	1:07.878	2:06.758
33	1:08.893	2:09.281
38	1:13.797	2:17.957
25	1:23.928	2:22.011
94	1:24.702	2:18.056
49	1:24.994	2:21.881
14	1:28.700	2:12.957
93	1:45.890	2:28.047

LAP 5 @ 13:39:50.277

NO	BEHIND	LAP TIME
0		1:52.894
75	1.479	1:57.938
85	3.719	2:00.093
9	6.654	2:00.784
70	18.487	1:57.652
95	24.241	2:03.055
44	24.326	2:03.618
69	26.259	2:04.710
56	27.278	2:06.455
92	27.589	1:58.991
60	38.134	2:00.861
35	38.241	2:06.333
22	45.549	2:06.651
32	45.879	2:07.267
26	57.804	2:05.013
108	1:00.633	2:09.679
6	1:01.144	2:10.104
75	1:04.900	2:06.175
46	1:06.195	2:09.911
67	1:06.513	2:08.517
3	1:18.354	2:15.134
90	1:19.131	2:17.030
67	1:19.184	2:07.765
566	1:19.374	2:17.000
33	1:19.585	2:07.151
38	1:34.394	2:17.056
94	1:46.446	2:18.203
14	1:47.328	2:15.087
25	1:48.537	2:21.068
49	1:50.037	2:21.502
93	2:14.810	2:25.379

Brands Hatch GP

Circuit Length = 2.4332 miles

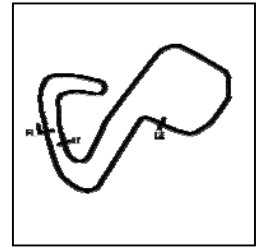
Start: 13:29 Flag 13:39 End: 13:42

Printed - 13:42 Saturday, 03 October 2020

BMCRC - MRO Championships 2020 - Rnd 4 @ Brands Hatch GP

Chilton Motors 250 MZ & G-Force MC Blue Haze GPF

RACE 4 - SECTOR ANALYSIS



SECTOR 1 = FL to I1, SECTOR 2 = I1 to I2, SECTOR 3 = I2 to FL, DIFF = Difference To Personal Best Lap, P = Crossed Finish Line in Pit Lane, D = Time Disallowed

P1		0 GPF		Paul TOLAND		Yamaha 350 - Kippers keys	
IDEAL LAP TIME : 1:52.508		BEST LAP TIME : 1:52.894		DIFFERENCE : 0.386			
LAP	SECTOR 1	SECTOR 2	SECTOR 3	LAP TIME	MPH	DIFF	TIME OF DAY
1 -		51.857	26.254	2:32.008	57.62	39.114	13:32:15.654
2 -	36.182	51.093	26.469	1:53.744 (3)	77.01	0.850	13:34:09.398
3 -	35.810	51.751	27.160	1:54.721	76.35	1.827	13:36:04.119
4 -	35.559	51.146	26.559	1:53.264 (2)	77.34	0.370	13:37:57.383
5 -	35.687	50.695	26.512	1:52.894 (1)	77.59		13:39:50.277

P2		75		Peter WOODALL		MZ ETZ 250 - Core Projects Ltd	
IDEAL LAP TIME : 1:57.938		BEST LAP TIME : 1:57.938		DIFFERENCE : 0.000			
LAP	SECTOR 1	SECTOR 2	SECTOR 3	LAP TIME	MPH	DIFF	TIME OF DAY
1 -		55.815	28.798	2:08.216	68.32	10.278	13:31:51.862
2 -	37.217	54.614	28.542	2:00.373 (3)	72.77	2.435	13:33:52.235
3 -	37.039	54.577	28.635	2:00.251 (2)	72.84	2.313	13:35:52.486
4 -	37.799	54.461	29.072	2:01.332	72.19	3.394	13:37:53.818
5 -	36.535	53.025	28.378	1:57.938 (1)	74.27		13:39:51.756

P3		85		Andrew WALES		MZ ETZ 250 - Illuminated Design LTD	
IDEAL LAP TIME : 1:59.475		BEST LAP TIME : 1:59.970		DIFFERENCE : 0.495			
LAP	SECTOR 1	SECTOR 2	SECTOR 3	LAP TIME	MPH	DIFF	TIME OF DAY
1 -		56.267	29.413	2:08.707	68.05	8.737	13:31:52.353
2 -	37.064	54.874	28.436	2:00.374 (3)	72.77	0.404	13:33:52.727
3 -	37.727	54.691	28.788	2:01.206	72.27	1.236	13:35:53.933
4 -	36.916	54.148	28.906	1:59.970 (1)	73.01		13:37:53.903
5 -	37.066	54.123	28.904	2:00.093 (2)	72.94	0.123	13:39:53.996

P4		9		Gary HOWLETT		MZ TS250 - HS Racing	
IDEAL LAP TIME : 2:00.514		BEST LAP TIME : 2:00.784		DIFFERENCE : 0.270			
LAP	SECTOR 1	SECTOR 2	SECTOR 3	LAP TIME	MPH	DIFF	TIME OF DAY
1 -		55.538	29.003	2:07.989	68.44	7.205	13:31:51.635
2 -	37.177	55.353	28.433	2:00.963 (2)	72.41	0.179	13:33:52.598
3 -	38.183	55.584	28.578	2:02.345	71.59	1.561	13:35:54.943
4 -	37.347	55.227	28.630	2:01.204 (3)	72.27	0.420	13:37:56.147
5 -	37.190	54.904	28.690	2:00.784 (1)	72.52		13:39:56.931

P5		70 GPF		Andrew BURSCOUGH		Yamaha YPVS 350 - Apollo/Merlin/Abbey/Martitanium	
IDEAL LAP TIME : 1:55.779		BEST LAP TIME : 1:57.151		DIFFERENCE : 1.372			
LAP	SECTOR 1	SECTOR 2	SECTOR 3	LAP TIME	MPH	DIFF	TIME OF DAY
1 -		51.579	27.457	2:34.897	56.55	37.746	13:32:18.543
2 -	37.257	53.086	27.865	1:58.208	74.10	1.057	13:34:16.751
3 -	36.934	52.283	27.934	1:57.151 (1)	74.77		13:36:13.902
4 -	36.771	52.662	27.777	1:57.210 (2)	74.73	0.059	13:38:11.112
5 -	37.291	52.932	27.429	1:57.652 (3)	74.45	0.501	13:40:08.764

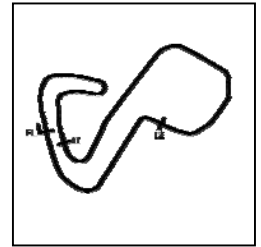
P6		95		Christopher ROGERS		MZ ETZ 250 - CB Racing	
IDEAL LAP TIME : 2:03.013		BEST LAP TIME : 2:03.055		DIFFERENCE : 0.042			
LAP	SECTOR 1	SECTOR 2	SECTOR 3	LAP TIME	MPH	DIFF	TIME OF DAY
1 -		57.143	29.398	2:11.090	66.82	8.035	13:31:54.736
2 -	38.642	56.935	29.937	2:05.514 (3)	69.79	2.459	13:34:00.250
3 -	39.451	57.469	29.885	2:06.805	69.08	3.750	13:36:07.055
4 -	38.696	56.473	29.239	2:04.408 (2)	70.41	1.353	13:38:11.463
5 -	38.684	55.200	29.171	2:03.055 (1)	71.18		13:40:14.518

Weather / Track : Cloudy / Drying

BMCRC - MRO Championships 2020 - Rnd 4 @ Brands Hatch GP

Chilton Motors 250 MZ & G-Force MC Blue Haze GPF

RACE 4 - SECTOR ANALYSIS



SECTOR 1 = FL to I1, SECTOR 2 = I1 to I2, SECTOR 3 = I2 to FL, DIFF = Difference To Personal Best Lap, P = Crossed Finish Line in Pit Lane, D = Time Disallowed

P7 44		Robert DESSOY		MZ ETZ 250 - Eastern Garage Racing			
IDEAL LAP TIME : 2:03.007		BEST LAP TIME : 2:03.618		DIFFERENCE : 0.611			
LAP	SECTOR 1	SECTOR 2	SECTOR 3	LAP TIME	MPH	DIFF	TIME OF DAY
1 -		56.986	29.557	2:12.598	66.06	8.980	13:31:56.244
2 -	38.595	56.274	29.310	2:04.179 (3)	70.54	0.561	13:34:00.423
3 -	38.655	58.757	29.429	2:06.841	69.06	3.223	13:36:07.264
4 -	38.727	55.788	29.206	2:03.721 (2)	70.80	0.103	13:38:10.985
5 -	38.013	55.996	29.609	2:03.618 (1)	70.86		13:40:14.603

P8 69		Alexander MANN		Mz TS 250 - HS RACING			
IDEAL LAP TIME : 2:03.818		BEST LAP TIME : 2:04.229		DIFFERENCE : 0.411			
LAP	SECTOR 1	SECTOR 2	SECTOR 3	LAP TIME	MPH	DIFF	TIME OF DAY
1 -		56.825	29.447	2:13.524	65.60	9.295	13:31:57.170
2 -	38.755	56.622	29.681	2:05.058 (3)	70.04	0.829	13:34:02.228
3 -	38.608	57.297	29.464	2:05.369	69.87	1.140	13:36:07.597
4 -	38.542	56.535	29.152	2:04.229 (1)	70.51		13:38:11.826
5 -	39.365	56.124	29.221	2:04.710 (2)	70.24	0.481	13:40:16.536

P9 56		Russell TURNER		MZ ETZ 250 -			
IDEAL LAP TIME : 2:03.977		BEST LAP TIME : 2:04.182		DIFFERENCE : 0.205			
LAP	SECTOR 1	SECTOR 2	SECTOR 3	LAP TIME	MPH	DIFF	TIME OF DAY
1 -		56.631	29.904	2:13.561	65.58	9.379	13:31:57.207
2 -	38.412	56.194	29.576	2:04.182 (1)	70.54		13:34:01.389
3 -	38.303	56.830	29.583	2:04.716 (2)	70.23	0.534	13:36:06.105
4 -	38.766	56.393	29.836	2:04.995 (3)	70.08	0.813	13:38:11.100
5 -	40.229	56.746	29.480	2:06.455	69.27	2.273	13:40:17.555

P10 92 GPF		Derek CRIPPS		Yamaha TZR250 - Kelly Cripps			
IDEAL LAP TIME : 1:57.120		BEST LAP TIME : 1:57.409		DIFFERENCE : 0.289			
LAP	SECTOR 1	SECTOR 2	SECTOR 3	LAP TIME	MPH	DIFF	TIME OF DAY
1 -		53.771	28.116	2:39.151	55.04	41.742	13:32:22.797
2 -	37.659	54.508	28.448	2:00.615	72.62	3.206	13:34:23.412
3 -	37.157	53.134	27.763	1:58.054 (2)	74.20	0.645	13:36:21.466
4 -	36.223	53.360	27.826	1:57.409 (1)	74.60		13:38:18.875
5 -	37.286	53.680	28.025	1:58.991 (3)	73.61	1.582	13:40:17.866

P11 60 GPF		Daniel GOUGH		Yamaha TZR 250 - G Force Motorcycles			
IDEAL LAP TIME : 1:59.704		BEST LAP TIME : 2:00.751		DIFFERENCE : 1.047			
LAP	SECTOR 1	SECTOR 2	SECTOR 3	LAP TIME	MPH	DIFF	TIME OF DAY
1 -		54.197	28.185	2:40.045	54.73	39.294	13:32:23.691
2 -	37.546	55.580	28.752	2:01.878	71.87	1.127	13:34:25.569
3 -	37.322	55.029	28.400	2:00.751 (1)	72.54		13:36:26.320
4 -	38.292	54.248	28.690	2:01.230 (3)	72.25	0.479	13:38:27.550
5 -	37.768	54.758	28.335	2:00.861 (2)	72.47	0.110	13:40:28.411

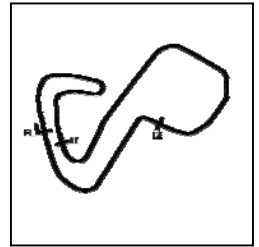
P12 35		Liam NEWMAN		MZ ETZ 250 - Team newman racing			
IDEAL LAP TIME : 2:05.375		BEST LAP TIME : 2:06.333		DIFFERENCE : 0.958			
LAP	SECTOR 1	SECTOR 2	SECTOR 3	LAP TIME	MPH	DIFF	TIME OF DAY
1 -		56.298	30.723	2:13.425	65.65	7.092	13:31:57.071
2 -	40.006	57.484	31.771	2:09.261	67.76	2.928	13:34:06.332
3 -	39.547	57.911	30.768	2:08.226 (3)	68.31	1.893	13:36:14.558
4 -	39.514	56.687	30.426	2:07.627 (2)	68.63	1.294	13:38:22.185
5 -	39.065	57.256	30.012	2:06.333 (1)	69.33		13:40:28.518

Weather / Track : Cloudy / Drying

BMCRC - MRO Championships 2020 - Rnd 4 @ Brands Hatch GP

Chilton Motors 250 MZ & G-Force MC Blue Haze GPF

RACE 4 - SECTOR ANALYSIS



SECTOR 1 = FL to I1, SECTOR 2 = I1 to I2, SECTOR 3 = I2 to FL, DIFF = Difference To Personal Best Lap, P = Crossed Finish Line in Pit Lane, D = Time Disallowed

P13 22		Simon FINCH		MZ ETZ250 - BlueCloud Projects Ltd			
IDEAL LAP TIME : 2:06.651		BEST LAP TIME : 2:06.651		DIFFERENCE : 0.000			
LAP	SECTOR 1	SECTOR 2	SECTOR 3	LAP TIME	MPH	DIFF	TIME OF DAY
1 -		58.472	30.357	2:16.767	64.04	10.116	13:32:00.413
2 -	40.877	58.126	30.641	2:09.644 (3)	67.56	2.993	13:34:10.057
3 -	40.139	58.194	30.419	2:08.752 (2)	68.03	2.101	13:36:18.809
4 -	40.800	58.409	31.157	2:10.366	67.19	3.715	13:38:29.175
5 -	39.323	57.358	29.970	2:06.651 (1)	69.16		13:40:35.826

P14 32		John ASHMEAD		MZ ETZ 250 -			
IDEAL LAP TIME : 2:06.982		BEST LAP TIME : 2:07.267		DIFFERENCE : 0.285			
LAP	SECTOR 1	SECTOR 2	SECTOR 3	LAP TIME	MPH	DIFF	TIME OF DAY
1 -		58.496	30.566	2:17.199	63.84	9.932	13:32:00.845
2 -	40.347	58.552	30.408	2:09.307 (3)	67.74	2.040	13:34:10.152
3 -	39.994	58.812	30.348	2:09.154 (2)	67.82	1.887	13:36:19.306
4 -	40.805	57.918	30.860	2:09.583	67.60	2.316	13:38:28.889
5 -	39.149	58.203	29.915	2:07.267 (1)	68.83		13:40:36.156

P15 26 GPF		Damian LEE		Yamaha TZR250 - Leed Autos			
IDEAL LAP TIME : 2:02.755		BEST LAP TIME : 2:02.755		DIFFERENCE : 0.000			
LAP	SECTOR 1	SECTOR 2	SECTOR 3	LAP TIME	MPH	DIFF	TIME OF DAY
1 -		57.022	29.219	2:45.605	52.89	42.850	13:32:29.251
2 -	38.604	55.759	28.392	2:02.755 (1)	71.36		13:34:32.006
3 -	39.717	56.977	28.994	2:05.688	69.69	2.933	13:36:37.694
4 -	40.215	56.540	28.619	2:05.374 (3)	69.86	2.619	13:38:43.068
5 -	39.177	57.168	28.668	2:05.013 (2)	70.07	2.258	13:40:48.081

P16 108 R		Ian KEEBLE		MZ ETZ 250 -			
IDEAL LAP TIME : 2:09.679		BEST LAP TIME : 2:09.679		DIFFERENCE : 0.000			
LAP	SECTOR 1	SECTOR 2	SECTOR 3	LAP TIME	MPH	DIFF	TIME OF DAY
1 -		1:00.072	31.205	2:20.040	62.55	10.361	13:32:03.686
2 -	41.939	1:00.497	31.178	2:13.614	65.56	3.935	13:34:17.300
3 -	41.192	1:00.501	31.145	2:12.838 (3)	65.94	3.159	13:36:30.138
4 -	40.378	1:00.245	30.470	2:11.093 (2)	66.82	1.414	13:38:41.231
5 -	40.273	59.122	30.284	2:09.679 (1)	67.55		13:40:50.910

P17 6 R		Paul ANSELL		MZ ETZ 250 -			
IDEAL LAP TIME : 2:10.059		BEST LAP TIME : 2:10.104		DIFFERENCE : 0.045			
LAP	SECTOR 1	SECTOR 2	SECTOR 3	LAP TIME	MPH	DIFF	TIME OF DAY
1 -		1:01.601	31.142	2:22.048	61.66	11.944	13:32:05.694
2 -	40.993	1:00.294	31.360	2:12.647	66.03	2.543	13:34:18.341
3 -	40.816	1:00.138	30.655	2:11.609 (3)	66.55	1.505	13:36:29.950
4 -	40.255	1:00.191	30.921	2:11.367 (2)	66.68	1.263	13:38:41.317
5 -	40.300	59.399	30.405	2:10.104 (1)	67.32		13:40:51.421

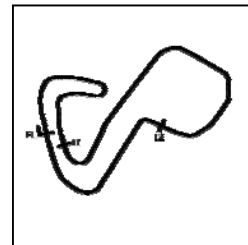
P18 75 GPF		Steve HIGERTY		Yamaha TZR250 - Cambridge Motorcycles			
IDEAL LAP TIME : 2:04.476		BEST LAP TIME : 2:04.653		DIFFERENCE : 0.177			
LAP	SECTOR 1	SECTOR 2	SECTOR 3	LAP TIME	MPH	DIFF	TIME OF DAY
1 -		58.010	28.954	2:45.990	52.77	41.337	13:32:29.636
2 -	39.441	56.369	28.843	2:04.653 (1)	70.27		13:34:34.289
3 -	41.145	57.321	28.666	2:07.132 (3)	68.90	2.479	13:36:41.421
4 -	40.392	58.456	28.733	2:07.581	68.66	2.928	13:38:49.002
5 -	40.003	57.210	28.962	2:06.175 (2)	69.42	1.522	13:40:55.177

Weather / Track : Cloudy / Drying

BMCRC - MRO Championships 2020 - Rnd 4 @ Brands Hatch GP

Chilton Motors 250 MZ & G-Force MC Blue Haze GPF

RACE 4 - SECTOR ANALYSIS



SECTOR 1 = FL to I1, SECTOR 2 = I1 to I2, SECTOR 3 = I2 to FL, DIFF = Difference To Personal Best Lap, P = Crossed Finish Line in Pit Lane, D = Time Disallowed

P19 46 R		Steve BRIGDEN		MZ ETZ 250 -			
IDEAL LAP TIME : 2:09.911		BEST LAP TIME : 2:09.911		DIFFERENCE : 0.000			
LAP	SECTOR 1	SECTOR 2	SECTOR 3	LAP TIME	MPH	DIFF	TIME OF DAY
1 -		1:02.925	30.713	2:22.607	61.42	12.696	13:32:06.253
2 -	41.958	1:02.833	31.287	2:16.078	64.37	6.167	13:34:22.331
3 -	40.943	1:01.545	31.051	2:13.539 (3)	65.59	3.628	13:36:35.870
4 -	39.839	1:00.027	30.825	2:10.691 (2)	67.02	0.780	13:38:46.561
5 -	39.479	59.746	30.686	2:09.911 (1)	67.42		13:40:56.472

P20 67		Giles SPENCER		MZ ETZ 250 -			
IDEAL LAP TIME : 2:08.517		BEST LAP TIME : 2:08.517		DIFFERENCE : 0.000			
LAP	SECTOR 1	SECTOR 2	SECTOR 3	LAP TIME	MPH	DIFF	TIME OF DAY
1 -		1:03.512	32.140	2:26.218	59.90	17.701	13:32:09.864
2 -	42.633	1:01.428	31.183	2:15.244	64.77	6.727	13:34:25.108
3 -	41.305	1:00.442	30.926	2:12.673 (3)	66.02	4.156	13:36:37.781
4 -	40.989	58.870	30.633	2:10.492 (2)	67.12	1.975	13:38:48.273
5 -	40.314	58.650	29.553	2:08.517 (1)	68.16		13:40:56.790

P21 3		Max MAUD		MZ ETZ 250 -			
IDEAL LAP TIME : 2:13.442		BEST LAP TIME : 2:13.638		DIFFERENCE : 0.196			
LAP	SECTOR 1	SECTOR 2	SECTOR 3	LAP TIME	MPH	DIFF	TIME OF DAY
1 -		1:02.681	32.231	2:26.668	59.72	13.030	13:32:10.314
2 -	41.480	1:02.768	31.109	2:15.357	64.71	1.719	13:34:25.671
3 -	41.147	1:01.368	31.673	2:14.188 (2)	65.28	0.550	13:36:39.859
4 -	41.228	1:01.186	31.224	2:13.638 (1)	65.54		13:38:53.497
5 -	41.993	1:01.374	31.767	2:15.134 (3)	64.82	1.496	13:41:08.631

P22 90 R		Steve PELLIS		MZ ETZ250 - LEC Group			
IDEAL LAP TIME : 2:14.262		BEST LAP TIME : 2:15.006		DIFFERENCE : 0.744			
LAP	SECTOR 1	SECTOR 2	SECTOR 3	LAP TIME	MPH	DIFF	TIME OF DAY
1 -		1:02.019	30.853	2:22.373	61.52	7.367	13:32:06.019
2 -	41.642	1:02.353	31.011	2:15.006 (1)	64.88		13:34:21.025
3 -	41.477	1:01.932	31.808	2:15.217 (2)	64.78	0.211	13:36:36.242
4 -	41.760	1:02.489	31.887	2:16.136 (3)	64.34	1.130	13:38:52.378
5 -	42.062	1:03.991	30.977	2:17.030	63.92	2.024	13:41:09.408

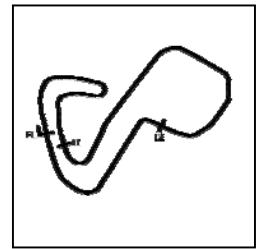
P23 67 GPF		Mark BAILEY		Yamaha TZR250 - Gforce motorcycles			
IDEAL LAP TIME : 2:06.391		BEST LAP TIME : 2:06.758		DIFFERENCE : 0.367			
LAP	SECTOR 1	SECTOR 2	SECTOR 3	LAP TIME	MPH	DIFF	TIME OF DAY
1 -		59.359	29.561	2:50.756	51.30	43.998	13:32:34.402
2 -	40.028	59.121	29.798	2:08.947 (3)	67.93	2.189	13:34:43.349
3 -	41.630	1:00.103	29.856	2:11.589	66.56	4.831	13:36:54.938
4 -	39.790	57.883	29.085	2:06.758 (1)	69.10		13:39:01.696
5 -	39.423	58.012	30.330	2:07.765 (2)	68.56	1.007	13:41:09.461

P24 566 R		Michael WILBY		MZ ETZ 250 - Sziler UK			
IDEAL LAP TIME : 2:12.308		BEST LAP TIME : 2:12.308		DIFFERENCE : 0.000			
LAP	SECTOR 1	SECTOR 2	SECTOR 3	LAP TIME	MPH	DIFF	TIME OF DAY
1 -		1:02.710	32.289	2:26.459	59.81	14.151	13:32:10.105
2 -	43.085	1:02.055	31.304	2:16.444 (3)	64.20	4.136	13:34:26.549
3 -	40.890	1:00.326	31.092	2:12.308 (1)	66.20		13:36:38.857
4 -	41.928	1:00.478	31.388	2:13.794 (2)	65.47	1.486	13:38:52.651
5 -	42.646	1:02.014	32.340	2:17.000	63.94	4.692	13:41:09.651

BMCRC - MRO Championships 2020 - Rnd 4 @ Brands Hatch GP

Chilton Motors 250 MZ & G-Force MC Blue Haze GPF

RACE 4 - SECTOR ANALYSIS



SECTOR 1 = FL to I1, SECTOR 2 = I1 to I2, SECTOR 3 = I2 to FL, DIFF = Difference To Personal Best Lap, P = Crossed Finish Line in Pit Lane, D = Time Disallowed

P25 33 GPF		Kieran LEWIS		Yamaha TZR250 - Controls For Doors Ltd/ G Force Motorcycles			
IDEAL LAP TIME : 2:07.151		BEST LAP TIME : 2:07.151		DIFFERENCE : 0.000			
LAP	SECTOR 1	SECTOR 2	SECTOR 3	LAP TIME	MPH	DIFF	TIME OF DAY
1 -		57.985	30.175	2:49.376	51.71	42.225	13:32:33.022
2 -	40.351	58.941	30.605	2:09.897 (3)	67.43	2.746	13:34:42.919
3 -	40.866	59.568	30.077	2:10.511	67.11	3.360	13:36:53.430
4 -	40.416	58.534	30.331	2:09.281 (2)	67.75	2.130	13:39:02.711
5 -	39.772	57.354	30.025	2:07.151 (1)	68.89		13:41:09.862

P26 38		Chris PETTET		MZ ETZ 250 -			
IDEAL LAP TIME : 2:16.602		BEST LAP TIME : 2:16.949		DIFFERENCE : 0.347			
LAP	SECTOR 1	SECTOR 2	SECTOR 3	LAP TIME	MPH	DIFF	TIME OF DAY
1 -		1:03.523	32.463	2:29.324	58.66	12.375	13:32:12.970
2 -	43.726	1:04.167	31.846	2:19.739	62.68	2.790	13:34:32.709
3 -	42.353	1:02.942	31.654	2:16.949 (1)	63.96		13:36:49.658
4 -	42.538	1:03.774	31.645	2:17.957 (3)	63.49	1.008	13:39:07.615
5 -	42.458	1:02.604	31.994	2:17.056 (2)	63.91	0.107	13:41:24.671

P27 94		David RASHLEIGH		MZ ETZ 250 -			
IDEAL LAP TIME : 2:17.966		BEST LAP TIME : 2:18.056		DIFFERENCE : 0.090			
LAP	SECTOR 1	SECTOR 2	SECTOR 3	LAP TIME	MPH	DIFF	TIME OF DAY
1 -		1:03.456	32.538	2:29.113	58.74	11.057	13:32:12.759
2 -	44.283	1:04.421	32.284	2:20.988 (3)	62.13	2.932	13:34:33.747
3 -	44.940	1:08.537	33.240	2:26.717	59.70	8.661	13:37:00.464
4 -	43.877	1:02.792	31.387	2:18.056 (1)	63.45		13:39:18.520
5 -	43.817	1:03.029	31.357	2:18.203 (2)	63.38	0.147	13:41:36.723

P28 14 GPF		Mick PENNELL		Yamaha YPVS - Everquip Racing			
IDEAL LAP TIME : 2:12.571		BEST LAP TIME : 2:12.957		DIFFERENCE : 0.386			
LAP	SECTOR 1	SECTOR 2	SECTOR 3	LAP TIME	MPH	DIFF	TIME OF DAY
1 -		1:00.915	30.517	2:55.439	49.93	42.482	13:32:39.085
2 -	42.019	1:01.092	31.453	2:14.564 (2)	65.09	1.607	13:34:53.649
3 -	42.505	1:01.377	32.030	2:15.912	64.45	2.955	13:37:09.561
4 -	41.886	1:00.668	30.403	2:12.957 (1)	65.88		13:39:22.518
5 -	42.332	1:02.738	30.017	2:15.087 (3)	64.84	2.130	13:41:37.605

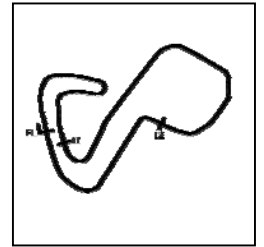
P29 25 R		Jason HADLEY		MZ ETZ 250 -			
IDEAL LAP TIME : 2:19.312		BEST LAP TIME : 2:20.962		DIFFERENCE : 1.650			
LAP	SECTOR 1	SECTOR 2	SECTOR 3	LAP TIME	MPH	DIFF	TIME OF DAY
1 -		1:04.506	32.315	2:30.132	58.34	9.170	13:32:13.778
2 -	43.401	1:05.330	32.231	2:20.962 (1)	62.14		13:34:34.740
3 -	43.789	1:04.197	33.009	2:20.995 (2)	62.12	0.033	13:36:55.735
4 -	43.417	1:05.995	32.599	2:22.011	61.68	1.049	13:39:17.746
5 -	43.812	1:05.542	31.714	2:21.068 (3)	62.09	0.106	13:41:38.814

P30 49 R		Andy MARKS		MZ ETZ 250 - Kingpin Components			
IDEAL LAP TIME : 2:19.413		BEST LAP TIME : 2:20.165		DIFFERENCE : 0.752			
LAP	SECTOR 1	SECTOR 2	SECTOR 3	LAP TIME	MPH	DIFF	TIME OF DAY
1 -		1:05.192	33.166	2:32.487	57.44	12.322	13:32:16.133
2 -	43.286	1:04.346	32.533	2:20.165 (1)	62.49		13:34:36.298
3 -	43.759	1:04.053	32.821	2:20.633 (2)	62.28	0.468	13:36:56.931
4 -	42.869	1:05.378	33.634	2:21.881	61.74	1.716	13:39:18.812
5 -	44.396	1:04.615	32.491	2:21.502 (3)	61.90	1.337	13:41:40.314

BMCRC - MRO Championships 2020 - Rnd 4 @ Brands Hatch GP

Chilton Motors 250 MZ & G-Force MC Blue Haze GPF

RACE 4 - SECTOR ANALYSIS



SECTOR 1 = FL to I1, SECTOR 2 = I1 to I2, SECTOR 3 = I2 to FL, DIFF = Difference To Personal Best Lap, P = Crossed Finish Line in Pit Lane, D = Time Disallowed

P31 93		Jamie DONALDSON		MZ ETZ 250 - Chilton Motors			
IDEAL LAP TIME : 2:23.810		BEST LAP TIME : 2:25.379		DIFFERENCE : 1.569			
LAP	SECTOR 1	SECTOR 2	SECTOR 3	LAP TIME	MPH	DIFF	TIME OF DAY
1 -		1:04.447	33.782	2:32.622	57.39	7.243	13:32:16.268
2 -	45.619	1:06.150	35.374	2:27.143 (2)	59.53	1.764	13:34:43.411
3 -	45.810	1:06.414	36.026	2:28.250	59.08	2.871	13:37:11.661
4 -	46.569	1:06.847	34.631	2:28.047 (3)	59.16	2.668	13:39:39.708
5 -	45.581	1:05.312	34.486	2:25.379 (1)	60.25		13:42:05.087

P32 4 GPF		Denis HALIL		Yamaha TZR - D & A AUTOS			
IDEAL LAP TIME :		BEST LAP TIME :		DIFFERENCE :			
LAP	SECTOR 1	SECTOR 2	SECTOR 3	LAP TIME	MPH	DIFF	TIME OF DAY
1 -				2:45.729	52.85		13:32:29.375

BMCRC - MRO Championships 2020 - Rnd 4 @ Brands Hatch GP

Chilton Motors 250 MZ & G-Force MC Blue Haze GPF

RACE 4 - BEST SECTORS

SECTOR 1			SECTOR 2			SECTOR 3			IDEAL / BEST COMPARISON						
POS	NO	NAME	TIME	NO	NAME	TIME	NO	NAME	TIME	POS	NO	NAME	IDEAL	BEST	DIFF
													PERFECT LAP	1:52.508	
1	0	TOLAND	35.559	0	TOLAND	50.695	0	TOLAND	26.254	1	0	TOLAND	1:52.508	1:52.894	0.386
2	92	CRIPPS	36.223	70	BURSCOUGH	51.579	70	BURSCOUGH	27.429	2	70	BURSCOUGH	1:55.779	1:57.151	1.372
3	75	WOODALL	36.535	75	WOODALL	53.025	92	CRIPPS	27.763	3	92	CRIPPS	1:57.120	1:57.409	0.289
4	70	BURSCOUGH	36.771	92	CRIPPS	53.134	60	GOUGH	28.185	4	75	WOODALL	1:57.938	1:57.938	0.000
5	85	WALES	36.916	85	WALES	54.123	75	WOODALL	28.378	5	85	WALES	1:59.475	1:59.970	0.495
6	9	HOWLETT	37.177	60	GOUGH	54.197	26	LEE	28.392	6	60	GOUGH	1:59.704	2:00.751	1.047
7	60	GOUGH	37.322	9	HOWLETT	54.904	9	HOWLETT	28.433	7	9	HOWLETT	2:00.514	2:00.784	0.270
8	44	DESSOY	38.013	95	ROGERS	55.200	85	WALES	28.436	8	26	LEE	2:02.755	2:02.755	0.000
9	56	TURNER	38.303	26	LEE	55.759	75	HIGERTY	28.666	9	44	DESSOY	2:03.007	2:03.618	0.611
10	69	MANN	38.542	44	DESSOY	55.788	67	BAILEY	29.085	10	95	ROGERS	2:03.013	2:03.055	0.042
11	26	LEE	38.604	69	MANN	56.124	69	MANN	29.152	11	69	MANN	2:03.818	2:04.229	0.411
12	95	ROGERS	38.642	56	TURNER	56.194	95	ROGERS	29.171	12	56	TURNER	2:03.977	2:04.182	0.205
13	35	NEWMAN	39.065	35	NEWMAN	56.298	44	DESSOY	29.206	13	75	HIGERTY	2:04.476	2:04.653	0.177
14	32	ASHMEAD	39.149	75	HIGERTY	56.369	56	TURNER	29.480	14	35	NEWMAN	2:05.375	2:06.333	0.958
15	22	FINCH	39.323	33	LEWIS	57.354	67	SPENCER	29.553	15	67	BAILEY	2:06.391	2:06.758	0.367
16	67	BAILEY	39.423	22	FINCH	57.358	32	ASHMEAD	29.915	16	22	FINCH	2:06.651	2:06.651	0.000
17	75	HIGERTY	39.441	67	BAILEY	57.883	22	FINCH	29.970	17	32	ASHMEAD	2:06.982	2:07.267	0.285
18	46	BRIGDEN	39.479	32	ASHMEAD	57.918	35	NEWMAN	30.012	18	33	LEWIS	2:07.151	2:07.151	0.000
19	33	LEWIS	39.772	67	SPENCER	58.650	14	PENNELL	30.017	19	67	SPENCER	2:08.517	2:08.517	0.000
20	6	ANSELL	40.255	108	KEEBLE	59.122	33	LEWIS	30.025	20	108	KEEBLE	2:09.679	2:09.679	0.000
21	108	KEEBLE	40.273	6	ANSELL	59.399	108	KEEBLE	30.284	21	46	BRIGDEN	2:09.911	2:09.911	0.000
22	67	SPENCER	40.314	46	BRIGDEN	59.746	6	ANSELL	30.405	22	6	ANSELL	2:10.059	2:10.104	0.045
23	566	WILBY	40.890	566	WILBY	1:00.326	46	BRIGDEN	30.686	23	566	WILBY	2:12.308	2:12.308	0.000
24	3	MAUD	41.147	14	PENNELL	1:00.668	90	PELLS	30.853	24	14	PENNELL	2:12.571	2:12.957	0.386
25	90	PELLS	41.477	3	MAUD	1:01.186	566	WILBY	31.092	25	3	MAUD	2:13.442	2:13.638	0.196
26	14	PENNELL	41.886	90	PELLS	1:01.932	3	MAUD	31.109	26	90	PELLS	2:14.262	2:15.006	0.744
27	38	PETTET	42.353	38	PETTET	1:02.604	94	RASHLEIGH	31.357	27	38	PETTET	2:16.602	2:16.949	0.347
28	49	MARKS	42.869	94	RASHLEIGH	1:02.792	38	PETTET	31.645	28	94	RASHLEIGH	2:17.966	2:18.056	0.090
29	25	HADLEY	43.401	49	MARKS	1:04.053	25	HADLEY	31.714	29	25	HADLEY	2:19.312	2:20.962	1.650
30	94	RASHLEIGH	43.817	25	HADLEY	1:04.197	49	MARKS	32.491	30	49	MARKS	2:19.413	2:20.165	0.752
31	93	DONALDSON	45.581	93	DONALDSON	1:04.447	93	DONALDSON	33.782	31	93	DONALDSON	2:23.810	2:25.379	1.569
32										32	4	HALIL			

Weather / Track : Cloudy / Drying

Results can be found at www.tsl-timing.com

Brands Hatch GP

Circuit Length = 2.4332 miles

Start: 13:29 Flag 13:39 End: 13:42

Printed - 13:43 Saturday, 03 October 2020

BMCRC - MRO Championships 2020 - Rnd 4 @ Brands Hatch GP

Chilton Motors 250 MZ & G-Force MC Blue Haze GPF

RACE 4 - STATISTICS

Competitors Started 32
Planned Start 2020-10-03 @ 12:35:00.000
Actual Start 2020-10-03 @ 13:29:43.645
Finish Time 2020-10-03 @ 13:39:50.276
Track Length 2.4332mi.
Total Laps 156
Total Distance Covered 379.5931mi.

Session Fastest Lap History

NO	CL	NAME	LAP TIME	TIME OF DAY	LAP	VEHICLE
75		Peter WOODALL	2:00.373	13:33:52.247	2	MZ ETZ 250
0	GPF	Paul TOLAND	1:53.744	13:34:09.409	2	Yamaha 350
0	GPF	Paul TOLAND	1:53.264	13:37:57.393	4	Yamaha 350
0	GPF	Paul TOLAND	1:52.894	13:39:50.287	5	Yamaha 350

Session Leader History

NO	CL	NAME	FROM LAP	LAPS LED	DISTANCE	VEHICLE
9		Gary HOWLETT	1	1	2.43 miles	MZ TS250
75		Peter WOODALL	2	3	7.29 miles	MZ ETZ 250
0	GPF	Paul TOLAND	5	1	2.43 miles	Yamaha 350

Flag History

TYPE	TIME OF DAY
GREEN	13:29:43.645
FINISH	13:39:50.276

Flag Statistics

TYPE	COUNT	TOTAL LAPS	TOTAL TIME
Green	1	5	12:24.422
Red	0	0	0.000
Safety Car	0	0	0.000
FCY	0	0	0.000

BMCRC - MRO Championships 2020 - Rnd 4 @ Brands Hatch GP

Chilton Motors 250 MZ & G-Force MC Blue Haze GPF

RACE 4 - STATISTICS

CLASS : GPF

10 Starters

Fastest Lap History

NO	NAME	LAP TIME	TIME OF DAY	LAP	VEHICLE
0	Paul TOLAND	1:53.744	13:34:09.409	2	Yamaha 350
0	Paul TOLAND	1:53.264	13:37:57.393	4	Yamaha 350
0	Paul TOLAND	1:52.894	13:39:50.287	5	Yamaha 350

Leader History

NO	NAME	FROM LAP	LAPS LED	DISTANCE	VEHICLE
0	Paul TOLAND	1	5	12.16 miles	Yamaha 350

BMCRC - MRO Championships 2020 - Rnd 4 @ Brands Hatch GP

Chilton Motors 250 MZ & G-Force MC Blue Haze GPF

RACE 4 - STATISTICS

CLASS :

15 Starters

Fastest Lap History

NO	NAME	LAP TIME	TIME OF DAY	LAP	VEHICLE
75	Peter WOODALL	2:00.373	13:33:52.247	2	MZ ETZ 250
75	Peter WOODALL	2:00.251	13:35:52.498	3	MZ ETZ 250
85	Andrew WALES	1:59.970	13:37:53.907	4	MZ ETZ 250
75	Peter WOODALL	1:57.938	13:39:51.768	5	MZ ETZ 250

Leader History

NO	NAME	FROM LAP	LAPS LED	DISTANCE	VEHICLE
9	Gary HOWLETT	1	1	2.43 miles	MZ TS250
75	Peter WOODALL	2	4	9.73 miles	MZ ETZ 250

BMCRC - MRO Championships 2020 - Rnd 4 @ Brands Hatch GP

Chilton Motors 250 MZ & G-Force MC Blue Haze GPF

RACE 4 - STATISTICS

CLASS : R

7 Starters

Fastest Lap History

NO	NAME	LAP TIME	TIME OF DAY	LAP	VEHICLE
108	Ian KEEBLE	2:13.614	13:34:17.335	2	MZ ETZ 250
6	Paul ANSELL	2:12.647	13:34:18.376	2	MZ ETZ 250
6	Paul ANSELL	2:11.609	13:36:29.984	3	MZ ETZ 250
108	Ian KEEBLE	2:11.093	13:38:41.266	4	MZ ETZ 250
46	Steve BRIGDEN	2:10.691	13:38:46.594	4	MZ ETZ 250
108	Ian KEEBLE	2:09.679	13:40:50.945	5	MZ ETZ 250

Leader History

NO	NAME	FROM LAP	LAPS LED	DISTANCE	VEHICLE
108	Ian KEEBLE	1	2	4.86 miles	MZ ETZ 250
6	Paul ANSELL	3	1	2.43 miles	MZ ETZ 250
108	Ian KEEBLE	4	2	4.86 miles	MZ ETZ 250



BMCRC - MRO Championships 2020 - Rnd 4 @ Brands Hatch GP

Chilton Motors 250 MZ & G-Force MC Blue Haze GPF

RACE 15 - GRID (5 Laps)

ROW 14	42	41	96	Chris KENT	40	93	Jamie DONALDSON	2:25.379
				2:20.962				2:20.165
ROW 13		39	25	Jason HADLEY	38	49	Andy MARKS	2:18.056
				2:16.949				2:15.006
ROW 12	36	38	Chris PETTET	35	90	Steve PELLIS	34	566
				2:13.638				2:12.308
ROW 11		33	3	Max MAUD	32	6	Paul ANSELL	2:09.911
				2:09.679				2:10.104
ROW 10	30	108	Ian KEEBLE	29	67	Giles SPENCER	28	32
				2:08.517				2:07.267
ROW 9		27	22	Simon FINCH	26	35	Liam NEWMAN	2:04.229
				2:06.651				2:06.333
ROW 8	24	56	Russell TURNER	23	44	Robert DESSOY	22	95
				2:04.182				2:03.055
ROW 7		21	9	Gary HOWLETT	20	85	Andrew WALES	1:57.938
				2:00.784				1:59.970
ROW 6	18			17			16	
				15			14	
ROW 5								
ROW 4	12	199	Paul FIRTH	11	23	Tom CAUGHLIN	10	4
				2:12.957				2:07.151
ROW 3		9	14	Mick PENNELL	8	33	Kieran LEWIS	2:06.758
				2:04.653				2:02.755
ROW 2	6	75	Steve HIGERTY	5	26	Damian LEE	4	60
				2:00.751				2:00.751
ROW 1		3	92	Derek CRIPPS	2	70	Andrew BURSCOUGH	1:52.894
				1:57.409				1:57.151
							1	0
								Pole

Brands Hatch GP
Circuit Length = 2.4332 miles

These results are provisional until the conclusion of any judicial and technical matters.

Clerk Of Course :	Steward :	Timekeeper :
-------------------	-----------	--------------

Results can be found at www.tsl-timing.com

Printed - 13:45 Saturday, 03 October 2020





BMCRC - MRO Championships 2020 - Rnd 4 @ Brands Hatch GP

Chilton Motors 250 MZ & G-Force MC Blue Haze GPF

RACE 15 - CLASSIFICATION

POS	NO	CL	PIC NAME	ENTRY	LAPS	TIME	GAP	DIFF	MPH	BEST	ON
1	70	GPF	1 Andrew BURSCOUGH	Yamaha YPVS 350 - Apollo/Merlin/Abbey/Martitaniu	5	9:15.028			78.91	1:48.908	2
2	4	GPF	2 Denis HALIL	Yamaha TZR - D & A AUTOS	5	9:20.250	5.222	5.222	78.17	1:48.890	2
3	60	GPF	3 Daniel GOUGH	Yamaha TZR 250 - G Force Motorcycles	5	9:23.826	8.798	3.576	77.68	1:50.625	2
4	92	GPF	4 Derek CRIPPS	Yamaha TZR250 - Kelly Cripps	5	9:24.076	9.048	0.250	77.64	1:51.324	2
5	75	GPF	5 Steve HIGERTY	Yamaha TZR250 - Cambridge Motorcycles	5	9:38.963	23.935	14.887	75.65	1:53.725	2
6	26	GPF	6 Damian LEE	Yamaha TZR250 - Leed Autos	5	9:39.224	24.196	0.261	75.61	1:53.354	2
7	14	GPF	7 Mick PENNELL	Yamaha YPVS - Everquip Racing	5	10:10.821	55.793	31.597	71.70	1:59.114	4
8	67	GPF	8 Mark BAILEY	Yamaha TZR250 - Gforce motorcycles	5	10:13.194	58.166	2.373	71.42	2:00.523	4
9	33	GPF	9 Kieran LEWIS	Yamaha TZR250 - Controls For Doors Ltd/ G Force	5	10:15.482	1:00.454	2.288	71.16	2:00.563	4
10	96		1 Chris KENT	MZ ETZ 250 - Buxton Powder Coating	5	10:19.871	1:04.843	4.389	70.65	1:54.068	5
11	75		2 Peter WOODALL	MZ ETZ 250 - Core Projects Ltd	5	10:19.970	1:04.942	0.099	70.64	1:54.085	5
12	95		3 Christopher ROGERS	MZ ETZ 250 - CB Racing	5	10:20.654	1:05.626	0.684	70.56	1:53.671	5
13	85		4 Andrew WALES	MZ ETZ 250 - Illuminated Design LTD	5	10:20.891	1:05.863	0.237	70.54	1:53.876	5
14	44		5 Robert DESSOY	MZ ETZ 250 - Eastern Garage Racing	5	10:22.906	1:07.878	2.015	70.31	1:55.594	3
15	9		6 Gary HOWLETT	MZ TS250 - HS Racing	5	10:23.991	1:08.963	1.085	70.19	1:54.715	4
16	35		7 Liam NEWMAN	MZ ETZ 250 - Team newman racing	5	10:54.091	1:39.063	30.100	66.96	2:00.720	4
17	32		8 John ASHMEAD	MZ ETZ 250 -	5	10:54.426	1:39.398	0.335	66.92	2:01.313	4
18	46	R	1 Steve BRIGDEN	MZ ETZ 250 -	5	11:03.890	1:48.862	9.464	65.97	2:03.233	3
19	108	R	2 Ian KEEBLE	MZ ETZ 250 -	5	11:08.405	1:53.377	4.515	65.52	2:03.967	5
20	6	R	3 Paul ANSELL	MZ ETZ 250 -	4	9:19.212	1 Lap	1 Lap	62.65	2:08.142	2
21	566	R	4 Michael WILBY	MZ ETZ 250 - Sziler UK	4	9:29.547	1 Lap	10.335	61.52	2:10.273	4
22	38		9 Chris PETTET	MZ ETZ 250 -	4	9:30.922	1 Lap	1.375	61.37	2:11.037	4
23	90	R	5 Steve PELLIS	MZ ETZ250 - LEC Group	4	9:34.020	1 Lap	3.098	61.04	2:11.511	4
24	94		10 David RASHLEIGH	MZ ETZ 250 -	4	9:44.930	1 Lap	10.910	59.90	2:12.545	4
25	49	R	6 Andy MARKS	MZ ETZ 250 - Kingpin Components	4	9:46.151	1 Lap	1.221	59.77	2:12.548	4
26	93		11 Jamie DONALDSON	MZ ETZ 250 - Chilton Motors	4	10:16.007	1 Lap	29.856	56.88	2:20.654	4

NOT CLASSIFIED

DNF	67		Giles SPENCER	MZ ETZ 250 -	3	6:51.171	2 Laps	1 Lap	63.91	2:01.899	3
DNF	22		Simon FINCH	MZ ETZ250 - BlueCloud Projects Ltd	2	4:48.674	3 Laps	1 Lap	60.69	2:02.702	2
DNF	25	R	Jason HADLEY	MZ ETZ 250 -	1	2:57.788	4 Laps	1 Lap	49.27		
DNF	56		Russell TURNER	MZ ETZ 250 -	0						
DNF	3		Max MAUD	MZ ETZ 250 -	0						

FASTEST LAP

4	GPF	Denis HALIL	Yamaha TZR - D & A AUTOS	2	1:48.890	80.44 mph	129.46 kph
95		Christopher ROGERS	MZ ETZ 250 - CB Racing	5	1:53.671	77.06 mph	124.02 kph
46	R	Steve BRIGDEN	MZ ETZ 250 -	3	2:03.233	71.08 mph	114.39 kph

Class GPF - 92.5% of Race Speed = 72.99 mph

Class - 92.5% of Race Speed = 65.35 mph

Class R - 92.5% of Race Speed = 61.02 mph

Brands Hatch GP

Circuit Length = 2.4332 miles

Start: 17:04 Flag 17:14 End: 17:15

Weather / Track : Cloudy / Dry

These results are provisional until the conclusion of any judicial and technical matters.

Clerk Of Course :	Steward :	Timekeeper :
-------------------	-----------	--------------

Results can be found at www.tsl-timing.com

Printed - 17:17 Saturday, 03 October 2020



BMCRC - MRO Championships 2020 - Rnd 4 @ Brands Hatch GP

Chilton Motors 250 MZ & G-Force MC Blue Haze GPF

RACE 15 - LAP CHART

LAP 1 @ 17:06:40.689		
NO	BEHIND	LAP TIME

70		1:53.790
4	1.518	1:55.308
92	2.921	1:56.711
60	3.176	1:56.966
75	4.464	1:58.254
26	5.567	1:59.357
14	14.193	2:07.983
67	14.674	2:08.464
33	15.471	2:09.261
95	44.603	2:38.393
75	44.859	2:38.649
85	44.945	2:38.735
44	45.002	2:38.792
96	45.032	2:38.822
9	46.022	2:39.812
35	51.909	2:45.699
22	52.182	2:45.972
32	52.216	2:46.006
67	52.243	2:46.033
46	53.343	2:47.133
108	54.996	2:48.786
6	58.403	2:52.193
38	1:01.685	2:55.475
90	1:02.636	2:56.426
566	1:03.909	2:57.699
25	1:03.998	2:57.788
49	1:09.188	3:02.978
94	1:10.947	3:04.737
93	1:16.468	3:10.258

LAP 2 @ 17:08:29.597		
NO	BEHIND	LAP TIME

70		1:48.908
4	1.500	1:48.890
60	4.893	1:50.625
92	5.337	1:51.324
75	9.281	1:53.725
26	10.013	1:53.354
67	27.665	2:01.899
14	27.869	2:02.584
33	28.280	2:01.717
96	51.881	1:55.757
75	52.114	1:56.163
95	52.234	1:56.539
44	52.580	1:56.486
85	52.997	1:56.960
9	54.191	1:57.077
22	1:05.976	2:02.702
32	1:06.489	2:03.181
67	1:06.574	2:03.239
35	1:07.242	2:04.241
46	1:08.565	2:04.130
108	1:11.150	2:05.062
6	1:17.637	2:08.142
38	1:25.183	2:12.406
90	1:25.446	2:11.718
566	1:25.858	2:10.857
94	1:36.738	2:14.699
49	1:36.974	2:16.694

LAP 3 @ 17:10:18.834		
NO	BEHIND	LAP TIME

70		1:49.237
93	1 Lap	2:23.202
4	2.490	1:50.227
60	7.304	1:51.648
92	7.659	1:51.559
75	16.250	1:56.206
26	16.856	1:56.080
67	39.837	2:01.409
14	40.048	2:01.416
33	40.661	2:01.618
96	58.675	1:56.031
75	58.770	1:55.893
44	58.937	1:55.594
95	59.031	1:56.034
85	59.146	1:55.386
9	1:00.446	1:55.492
32	1:19.133	2:01.881
67	1:19.236	2:01.899
35	1:20.448	2:02.443
46	1:22.561	2:03.233
108	1:26.996	2:05.083
6	1:37.878	2:09.478
566	1:47.339	2:10.718
38	1:47.950	2:12.004
90	1:50.574	2:14.365

LAP 4 @ 17:12:09.702		
NO	BEHIND	LAP TIME

70		1:50.868
4	6.137	1:54.515
60	9.091	1:52.655
92	9.377	1:52.586
94	1 Lap	2:12.949
49	1 Lap	2:13.931
75	21.105	1:55.723
26	21.666	1:55.678
93	1 Lap	2:21.893
14	48.294	1:59.114
67	49.492	2:00.523
33	50.356	2:00.563
96	1:03.000	1:55.193
75	1:03.082	1:55.180
95	1:04.180	1:56.017
85	1:04.212	1:55.934
44	1:04.246	1:56.177
9	1:04.293	1:54.715
32	1:29.578	2:01.313
35	1:30.300	2:00.720
46	1:35.997	2:04.304
108	1:41.635	2:05.507

LAP 5 @ 17:14:01.927		
NO	BEHIND	LAP TIME

70		1:52.225
6	1 Lap	2:09.399
4	5.222	1:51.310
60	8.798	1:51.932
92	9.048	1:51.896
566	1 Lap	2:10.273
38	1 Lap	2:11.037
90	1 Lap	2:11.511

75	23.935	1:55.055
26	24.196	1:54.755
94	1 Lap	2:12.545
49	1 Lap	2:12.548
14	55.793	1:59.724
67	58.166	2:00.899
33	1:00.454	2:02.323
93	1 Lap	2:20.654
96	1:04.843	1:54.068
75	1:04.942	1:54.085
95	1:05.626	1:53.671
85	1:05.863	1:53.876
44	1:07.878	1:55.857
9	1:08.963	1:56.895
35	1:39.063	2:00.988
32	1:39.398	2:02.045
46	1:48.862	2:05.090
108	1:53.377	2:03.967

Weather / Track : Cloudy / Dry

Results can be found at www.tsl-timing.com

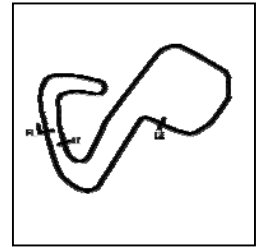
Brands Hatch GP
Circuit Length = 2.4332 miles
Start: 17:04 Flag 17:14 End: 17:15

Printed - 17:18 Saturday, 03 October 2020

BMCRC - MRO Championships 2020 - Rnd 4 @ Brands Hatch GP

Chilton Motors 250 MZ & G-Force MC Blue Haze GPF

RACE 15 - SECTOR ANALYSIS



SECTOR 1 = FL to I1, SECTOR 2 = I1 to I2, SECTOR 3 = I2 to FL, DIFF = Difference To Personal Best Lap, P = Crossed Finish Line in Pit Lane, D = Time Disallowed

P1 70 GPF Andrew BURSCOUGH		Yamaha YPVS 350 - Apollo/Merlin/Abbey/Martitanium					
IDEAL LAP TIME : 1:48.794		BEST LAP TIME : 1:48.908		DIFFERENCE : 0.114			
LAP	SECTOR 1	SECTOR 2	SECTOR 3	LAP TIME	MPH	DIFF	TIME OF DAY
1 -			25.834	1:53.790	76.98	4.882	17:06:40.689
2 -	34.140	48.969	25.799	1:48.908 (1)	80.43		17:08:29.597
3 -	34.291	48.855	26.091	1:49.237 (2)	80.19	0.329	17:10:18.834
4 -	35.017	49.757	26.094	1:50.868 (3)	79.01	1.960	17:12:09.702
5 -	35.516	49.609	27.100	1:52.225	78.05	3.317	17:14:01.927

P2 4 GPF Denis HALIL		Yamaha TZR - D & A AUTOS					
IDEAL LAP TIME : 1:48.890		BEST LAP TIME : 1:48.890		DIFFERENCE : 0.000			
LAP	SECTOR 1	SECTOR 2	SECTOR 3	LAP TIME	MPH	DIFF	TIME OF DAY
1 -			26.163	1:55.308	75.96	6.418	17:06:42.207
2 -	33.996	48.892	26.002	1:48.890 (1)	80.44		17:08:31.097
3 -	34.576	49.352	26.299	1:50.227 (2)	79.47	1.337	17:10:21.324
4 -	35.253	51.504	27.758	1:54.515	76.49	5.625	17:12:15.839
5 -	34.460	50.089	26.761	1:51.310 (3)	78.69	2.420	17:14:07.149

P3 60 GPF Daniel GOUGH		Yamaha TZR 250 - G Force Motorcycles					
IDEAL LAP TIME : 1:49.969		BEST LAP TIME : 1:50.625		DIFFERENCE : 0.656			
LAP	SECTOR 1	SECTOR 2	SECTOR 3	LAP TIME	MPH	DIFF	TIME OF DAY
1 -			26.072	1:56.966	74.89	6.341	17:06:43.865
2 -	34.268	49.629	26.728	1:50.625 (1)	79.18		17:08:34.490
3 -	35.181	49.799	26.668	1:51.648 (2)	78.45	1.023	17:10:26.138
4 -	35.027	50.186	27.442	1:52.655	77.75	2.030	17:12:18.793
5 -	34.856	50.411	26.665	1:51.932 (3)	78.26	1.307	17:14:10.725

P4 92 GPF Derek CRIPPS		Yamaha TZR250 - Kelly Cripps					
IDEAL LAP TIME : 1:50.766		BEST LAP TIME : 1:51.324		DIFFERENCE : 0.558			
LAP	SECTOR 1	SECTOR 2	SECTOR 3	LAP TIME	MPH	DIFF	TIME OF DAY
1 -			26.353	1:56.711	75.05	5.387	17:06:43.610
2 -	34.276	50.693	26.355	1:51.324 (1)	78.68		17:08:34.934
3 -	34.923	50.137	26.499	1:51.559 (2)	78.52	0.235	17:10:26.493
4 -	35.003	50.188	27.395	1:52.586	77.80	1.262	17:12:19.079
5 -	34.864	50.432	26.600	1:51.896 (3)	78.28	0.572	17:14:10.975

P5 75 GPF Steve HIGERTY		Yamaha TZR250 - Cambridge Motorcycles					
IDEAL LAP TIME : 1:52.659		BEST LAP TIME : 1:53.725		DIFFERENCE : 1.066			
LAP	SECTOR 1	SECTOR 2	SECTOR 3	LAP TIME	MPH	DIFF	TIME OF DAY
1 -			26.396	1:58.254	74.07	4.529	17:06:45.153
2 -	35.261	51.357	27.107	1:53.725 (1)	77.02		17:08:38.878
3 -	37.250	51.805	27.151	1:56.206	75.38	2.481	17:10:35.084
4 -	36.595	51.800	27.328	1:55.723 (3)	75.69	1.998	17:12:30.807
5 -	37.031	51.002	27.022	1:55.055 (2)	76.13	1.330	17:14:25.862

P6 26 GPF Damian LEE		Yamaha TZR250 - Leed Autos					
IDEAL LAP TIME : 1:52.668		BEST LAP TIME : 1:53.354		DIFFERENCE : 0.686			
LAP	SECTOR 1	SECTOR 2	SECTOR 3	LAP TIME	MPH	DIFF	TIME OF DAY
1 -			26.593	1:59.357	73.39	6.003	17:06:46.256
2 -	34.944	51.131	27.279	1:53.354 (1)	77.27		17:08:39.610
3 -	36.860	52.161	27.059	1:56.080	75.46	2.726	17:10:35.690
4 -	36.267	52.136	27.275	1:55.678 (3)	75.72	2.324	17:12:31.368
5 -	36.293	51.848	26.614	1:54.755 (2)	76.33	1.401	17:14:26.123

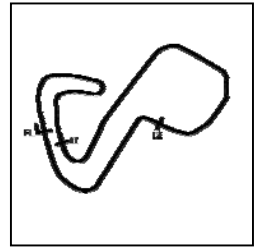
Weather / Track : Cloudy / Dry

Brands Hatch GP
Circuit Length = 2.4332 miles
Start: 17:04 Flag 17:14 End: 17:15

BMCRC - MRO Championships 2020 - Rnd 4 @ Brands Hatch GP

Chilton Motors 250 MZ & G-Force MC Blue Haze GPF

RACE 15 - SECTOR ANALYSIS



SECTOR 1 = FL to I1, SECTOR 2 = I1 to I2, SECTOR 3 = I2 to FL, DIFF = Difference To Personal Best Lap, P = Crossed Finish Line in Pit Lane, D = Time Disallowed

P7 14 GPF		Mick PENNELL		Yamaha YPVS - Everquip Racing			
IDEAL LAP TIME : 1:58.207		BEST LAP TIME : 1:59.114		DIFFERENCE : 0.907			
LAP	SECTOR 1	SECTOR 2	SECTOR 3	LAP TIME	MPH	DIFF	TIME OF DAY
1 -			28.081	2:07.983	68.44	8.869	17:06:54.882
2 -	38.651	55.587	28.346	2:02.584	71.45	3.470	17:08:57.466
3 -	38.342	55.008	28.066	2:01.416 (3)	72.14	2.302	17:10:58.882
4 -	37.728	53.444	27.942	1:59.114 (1)	73.54		17:12:57.996
5 -	36.821	54.853	28.050	1:59.724 (2)	73.16	0.610	17:14:57.720

P8 67 GPF		Mark BAILEY		Yamaha TZR250 - Gforce motorcycles			
IDEAL LAP TIME : 2:00.357		BEST LAP TIME : 2:00.523		DIFFERENCE : 0.166			
LAP	SECTOR 1	SECTOR 2	SECTOR 3	LAP TIME	MPH	DIFF	TIME OF DAY
1 -			28.244	2:08.464	68.18	7.941	17:06:55.363
2 -	37.989	55.379	28.531	2:01.899	71.86	1.376	17:08:57.262
3 -	38.127	54.985	28.297	2:01.409 (3)	72.15	0.886	17:10:58.671
4 -	38.155	54.474	27.894	2:00.523 (1)	72.68		17:12:59.194
5 -	38.057	54.683	28.159	2:00.899 (2)	72.45	0.376	17:15:00.093

P9 33 GPF		Kieran LEWIS		Yamaha TZR250 - Controls For Doors Ltd/ G Force Motorcycles			
IDEAL LAP TIME : 2:00.563		BEST LAP TIME : 2:00.563		DIFFERENCE : 0.000			
LAP	SECTOR 1	SECTOR 2	SECTOR 3	LAP TIME	MPH	DIFF	TIME OF DAY
1 -			28.592	2:09.261	67.76	8.698	17:06:56.160
2 -	37.885	55.413	28.419	2:01.717 (3)	71.96	1.154	17:08:57.877
3 -	38.207	54.974	28.437	2:01.618 (2)	72.02	1.055	17:10:59.495
4 -	37.750	54.647	28.166	2:00.563 (1)	72.65		17:13:00.058
5 -	37.819	54.857	29.647	2:02.323	71.61	1.760	17:15:02.381

P10 96		Chris KENT		MZ ETZ 250 - Buxton Powder Coating			
IDEAL LAP TIME : 1:53.759		BEST LAP TIME : 1:54.068		DIFFERENCE : 0.309			
LAP	SECTOR 1	SECTOR 2	SECTOR 3	LAP TIME	MPH	DIFF	TIME OF DAY
1 -		51.137	27.360	2:38.822	55.15	44.754	17:07:25.721
2 -	36.125	51.943	27.689	1:55.757 (3)	75.67	1.689	17:09:21.478
3 -	35.569	52.649	27.813	1:56.031	75.49	1.963	17:11:17.509
4 -	35.480	51.762	27.951	1:55.193 (2)	76.04	1.125	17:13:12.702
5 -	35.262	51.264	27.542	1:54.068 (1)	76.79		17:15:06.770

P11 75		Peter WOODALL		MZ ETZ 250 - Core Projects Ltd			
IDEAL LAP TIME : 1:54.085		BEST LAP TIME : 1:54.085		DIFFERENCE : 0.000			
LAP	SECTOR 1	SECTOR 2	SECTOR 3	LAP TIME	MPH	DIFF	TIME OF DAY
1 -		52.943	27.948	2:38.649	55.21	44.564	17:07:25.548
2 -	36.152	52.384	27.627	1:56.163	75.40	2.078	17:09:21.711
3 -	35.549	52.236	28.108	1:55.893 (3)	75.58	1.808	17:11:17.604
4 -	35.591	51.782	27.807	1:55.180 (2)	76.05	1.095	17:13:12.784
5 -	35.441	51.183	27.461	1:54.085 (1)	76.78		17:15:06.869

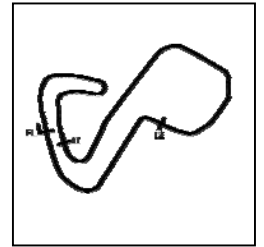
P12 95		Christopher ROGERS		MZ ETZ 250 - CB Racing			
IDEAL LAP TIME : 1:53.671		BEST LAP TIME : 1:53.671		DIFFERENCE : 0.000			
LAP	SECTOR 1	SECTOR 2	SECTOR 3	LAP TIME	MPH	DIFF	TIME OF DAY
1 -		52.434	28.084	2:38.393	55.30	44.722	17:07:25.292
2 -	36.485	52.541	27.513	1:56.539	75.16	2.868	17:09:21.831
3 -	35.740	52.476	27.818	1:56.034 (3)	75.49	2.363	17:11:17.865
4 -	35.523	52.165	28.329	1:56.017 (2)	75.50	2.346	17:13:13.882
5 -	35.290	51.187	27.194	1:53.671 (1)	77.06		17:15:07.553

Weather / Track : Cloudy / Dry

BMCRC - MRO Championships 2020 - Rnd 4 @ Brands Hatch GP

Chilton Motors 250 MZ & G-Force MC Blue Haze GPF

RACE 15 - SECTOR ANALYSIS



SECTOR 1 = FL to I1, SECTOR 2 = I1 to I2, SECTOR 3 = I2 to FL, DIFF = Difference To Personal Best Lap, P = Crossed Finish Line in Pit Lane, D = Time Disallowed

P13 85		Andrew WALES		MZ ETZ 250 - Illuminated Design LTD			
IDEAL LAP TIME : 1:53.876		BEST LAP TIME : 1:53.876		DIFFERENCE : 0.000			
LAP	SECTOR 1	SECTOR 2	SECTOR 3	LAP TIME	MPH	DIFF	TIME OF DAY
1 -		53.449	27.712	2:38.735	55.18	44.859	17:07:25.634
2 -	37.179	52.266	27.515	1:56.960	74.89	3.084	17:09:22.594
3 -	35.694	51.988	27.704	1:55.386 (2)	75.91	1.510	17:11:17.980
4 -	35.973	51.957	28.004	1:55.934 (3)	75.55	2.058	17:13:13.914
5 -	35.494	51.125	27.257	1:53.876 (1)	76.92		17:15:07.790

P14 44		Robert DESSOY		MZ ETZ 250 - Eastern Garage Racing			
IDEAL LAP TIME : 1:54.828		BEST LAP TIME : 1:55.594		DIFFERENCE : 0.766			
LAP	SECTOR 1	SECTOR 2	SECTOR 3	LAP TIME	MPH	DIFF	TIME OF DAY
1 -		53.152	27.520	2:38.792	55.16	43.198	17:07:25.691
2 -	36.347	52.557	27.582	1:56.486	75.20	0.892	17:09:22.177
3 -	35.472	52.208	27.914	1:55.594 (1)	75.78		17:11:17.771
4 -	35.738	51.984	28.455	1:56.177 (3)	75.40	0.583	17:13:13.948
5 -	35.324	52.732	27.801	1:55.857 (2)	75.60	0.263	17:15:09.805

P15 9		Gary HOWLETT		MZ TS250 - HS Racing			
IDEAL LAP TIME : 1:54.715		BEST LAP TIME : 1:54.715		DIFFERENCE : 0.000			
LAP	SECTOR 1	SECTOR 2	SECTOR 3	LAP TIME	MPH	DIFF	TIME OF DAY
1 -		52.998	27.936	2:39.812	54.81	45.097	17:07:26.711
2 -	36.482	52.614	27.981	1:57.077	74.82	2.362	17:09:23.788
3 -	35.987	51.632	27.873	1:55.492 (2)	75.84	0.777	17:11:19.280
4 -	35.754	51.357	27.604	1:54.715 (1)	76.36		17:13:13.995
5 -	36.384	52.214	28.297	1:56.895 (3)	74.93	2.180	17:15:10.890

P16 35		Liam NEWMAN		MZ ETZ 250 - Team newman racing			
IDEAL LAP TIME : 2:00.490		BEST LAP TIME : 2:00.720		DIFFERENCE : 0.230			
LAP	SECTOR 1	SECTOR 2	SECTOR 3	LAP TIME	MPH	DIFF	TIME OF DAY
1 -		55.087	30.058	2:45.699	52.86	44.979	17:07:32.598
2 -	38.636	56.548	29.057	2:04.241	70.50	3.521	17:09:36.839
3 -	37.662	55.108	29.673	2:02.443 (3)	71.54	1.723	17:11:39.282
4 -	37.453	54.615	28.652	2:00.720 (1)	72.56		17:13:40.002
5 -	37.223	54.807	28.958	2:00.988 (2)	72.40	0.268	17:15:40.990

P17 32		John ASHMEAD		MZ ETZ 250 -			
IDEAL LAP TIME : 2:01.051		BEST LAP TIME : 2:01.313		DIFFERENCE : 0.262			
LAP	SECTOR 1	SECTOR 2	SECTOR 3	LAP TIME	MPH	DIFF	TIME OF DAY
1 -		55.403	29.514	2:46.006	52.76	44.693	17:07:32.905
2 -	38.611	55.638	28.932	2:03.181	71.11	1.868	17:09:36.086
3 -	37.137	55.855	28.889	2:01.881 (2)	71.87	0.568	17:11:37.967
4 -	37.039	55.262	29.012	2:01.313 (1)	72.20		17:13:39.280
5 -	37.274	55.123	29.648	2:02.045 (3)	71.77	0.732	17:15:41.325

P18 46 R		Steve BRIGDEN		MZ ETZ 250 -			
IDEAL LAP TIME : 2:02.782		BEST LAP TIME : 2:03.233		DIFFERENCE : 0.451			
LAP	SECTOR 1	SECTOR 2	SECTOR 3	LAP TIME	MPH	DIFF	TIME OF DAY
1 -		55.801	29.392	2:47.133	52.41	43.900	17:07:34.032
2 -	37.767	56.999	29.364	2:04.130 (2)	70.56	0.897	17:09:38.162
3 -	37.617	55.912	29.704	2:03.233 (1)	71.08		17:11:41.395
4 -	38.106	56.633	29.565	2:04.304 (3)	70.47	1.071	17:13:45.699
5 -	38.443	56.831	29.816	2:05.090	70.02	1.857	17:15:50.789

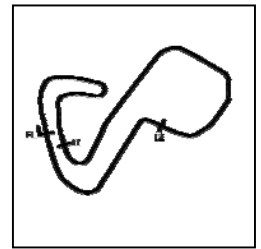
Weather / Track : Cloudy / Dry

Brands Hatch GP
Circuit Length = 2.4332 miles
Start: 17:04 Flag 17:14 End: 17:15

BMCRC - MRO Championships 2020 - Rnd 4 @ Brands Hatch GP

Chilton Motors 250 MZ & G-Force MC Blue Haze GPF

RACE 15 - SECTOR ANALYSIS



SECTOR 1 = FL to I1, SECTOR 2 = I1 to I2, SECTOR 3 = I2 to FL, DIFF = Difference To Personal Best Lap, P = Crossed Finish Line in Pit Lane, D = Time Disallowed

P19 108 R		Ian KEEBLE		MZ ETZ 250 -			
IDEAL LAP TIME : 2:03.967		BEST LAP TIME : 2:03.967		DIFFERENCE : 0.000			
LAP	SECTOR 1	SECTOR 2	SECTOR 3	LAP TIME	MPH	DIFF	TIME OF DAY
1 -		56.991	29.844	2:48.786	51.89	44.819	17:07:35.685
2 -	38.380	57.025	29.657	2:05.062 (2)	70.04	1.095	17:09:40.747
3 -	38.262	56.687	30.134	2:05.083 (3)	70.03	1.116	17:11:45.830
4 -	38.230	57.493	29.784	2:05.507	69.79	1.540	17:13:51.337
5 -	38.052	56.599	29.316	2:03.967 (1)	70.66		17:15:55.304

P20 6 R		Paul ANSELL		MZ ETZ 250 -			
IDEAL LAP TIME : 2:06.936		BEST LAP TIME : 2:08.142		DIFFERENCE : 1.206			
LAP	SECTOR 1	SECTOR 2	SECTOR 3	LAP TIME	MPH	DIFF	TIME OF DAY
1 -		57.623	29.940	2:52.193	50.87	44.051	17:07:39.092
2 -	39.377	58.829	29.936	2:08.142 (1)	68.36		17:09:47.234
3 -	39.436	59.623	30.419	2:09.478 (3)	67.65	1.336	17:11:56.712
4 -	39.636	58.973	30.790	2:09.399 (2)	67.69	1.257	17:14:06.111

P21 566 R		Michael WILBY		MZ ETZ 250 - Sziler UK			
IDEAL LAP TIME : 2:10.125		BEST LAP TIME : 2:10.273		DIFFERENCE : 0.148			
LAP	SECTOR 1	SECTOR 2	SECTOR 3	LAP TIME	MPH	DIFF	TIME OF DAY
1 -		1:00.368	31.096	2:57.699	49.29	47.426	17:07:44.598
2 -	40.452	59.445	30.960	2:10.857 (3)	66.94	0.584	17:09:55.455
3 -	40.343	59.009	31.366	2:10.718 (2)	67.01	0.445	17:12:06.173
4 -	40.290	59.157	30.826	2:10.273 (1)	67.24		17:14:16.446

P22 38		Chris PETTET		MZ ETZ 250 -			
IDEAL LAP TIME : 2:10.740		BEST LAP TIME : 2:11.037		DIFFERENCE : 0.297			
LAP	SECTOR 1	SECTOR 2	SECTOR 3	LAP TIME	MPH	DIFF	TIME OF DAY
1 -		59.390	31.119	2:55.475	49.92	44.438	17:07:42.374
2 -	40.327	1:00.250	31.829	2:12.406 (3)	66.15	1.369	17:09:54.780
3 -	40.456	1:00.385	31.163	2:12.004 (2)	66.36	0.967	17:12:06.784
4 -	40.231	59.636	31.170	2:11.037 (1)	66.85		17:14:17.821

P23 90 R		Steve PELLIS		MZ ETZ250 - LEC Group			
IDEAL LAP TIME : 2:11.511		BEST LAP TIME : 2:11.511		DIFFERENCE : 0.000			
LAP	SECTOR 1	SECTOR 2	SECTOR 3	LAP TIME	MPH	DIFF	TIME OF DAY
1 -		1:01.838	30.946	2:56.426	49.65	44.915	17:07:43.325
2 -	40.142	1:00.636	30.940	2:11.718 (2)	66.50	0.207	17:09:55.043
3 -	41.026	1:00.829	32.510	2:14.365 (3)	65.19	2.854	17:12:09.408
4 -	39.953	1:00.631	30.927	2:11.511 (1)	66.60		17:14:20.919

P24 94		David RASHLEIGH		MZ ETZ 250 -			
IDEAL LAP TIME : 2:11.558		BEST LAP TIME : 2:12.545		DIFFERENCE : 0.987			
LAP	SECTOR 1	SECTOR 2	SECTOR 3	LAP TIME	MPH	DIFF	TIME OF DAY
1 -		1:02.265	31.809	3:04.737	47.41	52.192	17:07:51.636
2 -	42.913	1:00.491	31.295	2:14.699 (3)	65.03	2.154	17:10:06.335
3 -	41.715	59.724	31.510	2:12.949 (2)	65.88	0.404	17:12:19.284
4 -	42.702	59.207	30.636	2:12.545 (1)	66.08		17:14:31.829

P25 49 R		Andy MARKS		MZ ETZ 250 - Kingpin Components			
IDEAL LAP TIME : 2:12.548		BEST LAP TIME : 2:12.548		DIFFERENCE : 0.000			
LAP	SECTOR 1	SECTOR 2	SECTOR 3	LAP TIME	MPH	DIFF	TIME OF DAY
1 -		1:02.886	31.964	3:02.978	47.87	50.430	17:07:49.877
2 -	42.319	1:02.415	31.960	2:16.694 (3)	64.08	4.146	17:10:06.571
3 -	42.007	1:00.198	31.726	2:13.931 (2)	65.40	1.383	17:12:20.502
4 -	41.144	1:00.099	31.305	2:12.548 (1)	66.08		17:14:33.050

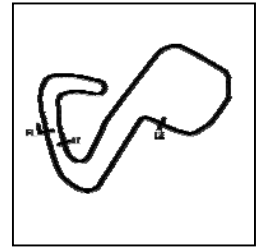
Weather / Track : Cloudy / Dry

Brands Hatch GP
Circuit Length = 2.4332 miles
Start: 17:04 Flag 17:14 End: 17:15

BMCRC - MRO Championships 2020 - Rnd 4 @ Brands Hatch GP

Chilton Motors 250 MZ & G-Force MC Blue Haze GPF

RACE 15 - SECTOR ANALYSIS



SECTOR 1 = FL to I1, SECTOR 2 = I1 to I2, SECTOR 3 = I2 to FL, DIFF = Difference To Personal Best Lap, P = Crossed Finish Line in Pit Lane, D = Time Disallowed

P26 93		Jamie DONALDSON		MZ ETZ 250 - Chilton Motors			
IDEAL LAP TIME : 2:20.563		BEST LAP TIME : 2:20.654		DIFFERENCE : 0.091			
LAP	SECTOR 1	SECTOR 2	SECTOR 3	LAP TIME	MPH	DIFF	TIME OF DAY
1 -		1:06.306	34.620	3:10.258	46.04	49.604	17:07:57.157
2 -	45.071	1:04.089	34.042	2:23.202 (3)	61.17	2.548	17:10:20.359
3 -	44.304	1:04.096	33.493	2:21.893 (2)	61.73	1.239	17:12:42.252
4 -	44.395	1:03.393	32.866	2:20.654 (1)	62.27		17:15:02.906

P27 67		Giles SPENCER		MZ ETZ 250 -			
IDEAL LAP TIME : 2:01.385		BEST LAP TIME : 2:01.899		DIFFERENCE : 0.514			
LAP	SECTOR 1	SECTOR 2	SECTOR 3	LAP TIME	MPH	DIFF	TIME OF DAY
1 -		55.325	29.797	2:46.033	52.75	44.134	17:07:32.932
2 -	37.874	56.186	29.179	2:03.239 (2)	71.08	1.340	17:09:36.171
3 -	37.182	55.074	29.643	2:01.899 (1)	71.86		17:11:38.070

P28 22		Simon FINCH		MZ ETZ250 - BlueCloud Projects Ltd			
IDEAL LAP TIME : 2:02.023		BEST LAP TIME : 2:02.702		DIFFERENCE : 0.679			
LAP	SECTOR 1	SECTOR 2	SECTOR 3	LAP TIME	MPH	DIFF	TIME OF DAY
1 -		55.258	29.986	2:45.972	52.77	43.270	17:07:32.871
2 -	37.770	55.358	29.574	2:02.702 (1)	71.39		17:09:35.573

P29 25 R		Jason HADLEY		MZ ETZ 250 -			
IDEAL LAP TIME :		BEST LAP TIME :		DIFFERENCE :			
LAP	SECTOR 1	SECTOR 2	SECTOR 3	LAP TIME	MPH	DIFF	TIME OF DAY
1 -		1:00.931	31.437	2:57.788	49.27		17:07:44.687

BMCRC - MRO Championships 2020 - Rnd 4 @ Brands Hatch GP

Chilton Motors 250 MZ & G-Force MC Blue Haze GPF

RACE 15 - BEST SECTORS

SECTOR 1			SECTOR 2			SECTOR 3			IDEAL / BEST COMPARISON						
POS	NO	NAME	TIME	NO	NAME	TIME	NO	NAME	TIME	POS	NO	NAME	IDEAL	BEST	DIFF
													PERFECT LAP	1:48.650	
1	4	HALIL	33.996	70	BURSCOUGH	48.855	70	BURSCOUGH	25.799	1	70	BURSCOUGH	1:48.794	1:48.908	0.114
2	70	BURSCOUGH	34.140	4	HALIL	48.892	4	HALIL	26.002	2	4	HALIL	1:48.890	1:48.890	0.000
3	60	GOUGH	34.268	60	GOUGH	49.629	60	GOUGH	26.072	3	60	GOUGH	1:49.969	1:50.625	0.656
4	92	CRIPPS	34.276	92	CRIPPS	50.137	92	CRIPPS	26.353	4	92	CRIPPS	1:50.766	1:51.324	0.558
5	26	LEE	34.944	75	HIGERTY	51.002	75	HIGERTY	26.396	5	75	HIGERTY	1:52.659	1:53.725	1.066
6	75	HIGERTY	35.261	85	WALES	51.125	26	LEE	26.593	6	26	LEE	1:52.668	1:53.354	0.686
7	96	KENT	35.262	26	LEE	51.131	95	ROGERS	27.194	7	95	ROGERS	1:53.671	1:53.671	0.000
8	95	ROGERS	35.290	96	KENT	51.137	85	WALES	27.257	8	96	KENT	1:53.759	1:54.068	0.309
9	44	DESSOY	35.324	75	WOODALL	51.183	96	KENT	27.360	9	85	WALES	1:53.876	1:53.876	0.000
10	75	WOODALL	35.441	95	ROGERS	51.187	75	WOODALL	27.461	10	75	WOODALL	1:54.085	1:54.085	0.000
11	85	WALES	35.494	9	HOWLETT	51.357	44	DESSOY	27.520	11	9	HOWLETT	1:54.715	1:54.715	0.000
12	9	HOWLETT	35.754	44	DESSOY	51.984	9	HOWLETT	27.604	12	44	DESSOY	1:54.828	1:55.594	0.766
13	14	PENNELL	36.821	14	PENNELL	53.444	67	BAILEY	27.894	13	14	PENNELL	1:58.207	1:59.114	0.907
14	32	ASHMEAD	37.039	67	BAILEY	54.474	14	PENNELL	27.942	14	67	BAILEY	2:00.357	2:00.523	0.166
15	67	SPENCER	37.132	35	NEWMAN	54.615	33	LEWIS	28.166	15	35	NEWMAN	2:00.490	2:00.720	0.230
16	35	NEWMAN	37.223	33	LEWIS	54.647	35	NEWMAN	28.652	16	33	LEWIS	2:00.563	2:00.563	0.000
17	22	FINCH	37.459	22	FINCH	54.990	32	ASHMEAD	28.889	17	32	ASHMEAD	2:01.051	2:01.313	0.262
18	46	BRIGDEN	37.617	67	SPENCER	55.074	67	SPENCER	29.179	18	67	SPENCER	2:01.385	2:01.899	0.514
19	33	LEWIS	37.750	32	ASHMEAD	55.123	108	KEEBLE	29.316	19	22	FINCH	2:02.023	2:02.702	0.679
20	67	BAILEY	37.989	46	BRIGDEN	55.801	46	BRIGDEN	29.364	20	46	BRIGDEN	2:02.782	2:03.233	0.451
21	108	KEEBLE	38.052	108	KEEBLE	56.599	22	FINCH	29.574	21	108	KEEBLE	2:03.967	2:03.967	0.000
22	6	ANSELL	39.377	6	ANSELL	57.623	6	ANSELL	29.936	22	6	ANSELL	2:06.936	2:08.142	1.206
23	90	PELLS	39.953	566	WILBY	59.009	94	RASHLEIGH	30.636	23	566	WILBY	2:10.125	2:10.273	0.148
24	38	PETTET	40.231	94	RASHLEIGH	59.207	566	WILBY	30.826	24	38	PETTET	2:10.740	2:11.037	0.297
25	566	WILBY	40.290	38	PETTET	59.390	90	PELLS	30.927	25	90	PELLS	2:11.511	2:11.511	0.000
26	49	MARKS	41.144	49	MARKS	1:00.099	38	PETTET	31.119	26	94	RASHLEIGH	2:11.558	2:12.545	0.987
27	94	RASHLEIGH	41.715	90	PELLS	1:00.631	49	MARKS	31.305	27	49	MARKS	2:12.548	2:12.548	0.000
28	93	DONALDSON	44.304	25	HADLEY	1:00.931	25	HADLEY	31.437	28	93	DONALDSON	2:20.563	2:20.654	0.091
29				93	DONALDSON	1:03.393	93	DONALDSON	32.866	29	25	HADLEY			
30															
31															

Weather / Track : Cloudy / Dry

Results can be found at www.tsl-timing.com

Brands Hatch GP

Circuit Length = 2.4332 miles

Start: 17:04 Flag 17:14 End: 17:15

Printed - 17:18 Saturday, 03 October 2020

BMCRC - MRO Championships 2020 - Rnd 4 @ Brands Hatch GP

Chilton Motors 250 MZ & G-Force MC Blue Haze GPF

RACE 15 - STATISTICS

Competitors Started 30
Planned Start 2020-10-03 @ 16:40:00.000
Actual Start 2020-10-03 @ 17:04:46.898
Finish Time 2020-10-03 @ 17:14:01.926
Track Length 2.4332mi.
Total Laps 129
Total Distance Covered 313.8943mi.

Session Fastest Lap History

NO	CL	NAME	LAP TIME	TIME OF DAY	LAP	VEHICLE
70	GPF	Andrew BURSCOUGH	1:48.908	17:08:29.613	2	Yamaha YPVS 350
4	GPF	Denis HALIL	1:48.890	17:08:31.106	2	Yamaha TZR

Session Leader History

NO	CL	NAME	FROM LAP	LAPS LED	DISTANCE	VEHICLE
70	GPF	Andrew BURSCOUGH	1	5	12.16 miles	Yamaha YPVS 350

Flag History

TYPE	TIME OF DAY
GREEN	17:04:46.898
FINISH	17:14:01.926

Flag Statistics

TYPE	COUNT	TOTAL LAPS	TOTAL TIME
Green	1	5	11:11.817
Red	0	0	0.000
Safety Car	0	0	0.000
FCY	0	0	0.000

BMCRC - MRO Championships 2020 - Rnd 4 @ Brands Hatch GP

Chilton Motors 250 MZ & G-Force MC Blue Haze GPF

RACE 15 - STATISTICS

CLASS :

14 Starters

Fastest Lap History

NO	NAME	LAP TIME	TIME OF DAY	LAP	VEHICLE
96	Chris KENT	1:55.757	17:09:21.494	2	MZ ETZ 250
44	Robert DESSOY	1:55.594	17:11:17.803	3	MZ ETZ 250
85	Andrew WALES	1:55.386	17:11:18.012	3	MZ ETZ 250
96	Chris KENT	1:55.193	17:13:12.718	4	MZ ETZ 250
75	Peter WOODALL	1:55.180	17:13:12.784	4	MZ ETZ 250
9	Gary HOWLETT	1:54.715	17:13:14.025	4	MZ TS250
96	Chris KENT	1:54.068	17:15:06.787	5	MZ ETZ 250
95	Christopher ROGERS	1:53.671	17:15:07.584	5	MZ ETZ 250

Leader History

NO	NAME	FROM LAP	LAPS LED	DISTANCE	VEHICLE
95	Christopher ROGERS	1	1	2.43 miles	MZ ETZ 250
96	Chris KENT	2	4	9.73 miles	MZ ETZ 250

BMCRC - MRO Championships 2020 - Rnd 4 @ Brands Hatch GP

Chilton Motors 250 MZ & G-Force MC Blue Haze GPF

RACE 15 - STATISTICS

CLASS : R

7 Starters

Fastest Lap History

NO	NAME	LAP TIME	TIME OF DAY	LAP	VEHICLE
46	Steve BRIGDEN	2:04.130	17:09:38.195	2	MZ ETZ 250
46	Steve BRIGDEN	2:03.233	17:11:41.428	3	MZ ETZ 250

Leader History

NO	NAME	FROM LAP	LAPS LED	DISTANCE	VEHICLE
46	Steve BRIGDEN	1	5	12.16 miles	MZ ETZ 250

BMCRC - MRO Championships 2020 - Rnd 4 @ Brands Hatch GP

Chilton Motors 250 MZ & G-Force MC Blue Haze GPF

RACE 15 - STATISTICS

CLASS : GPF

9 Starters

Fastest Lap History

NO	NAME	LAP TIME	TIME OF DAY	LAP	VEHICLE
70	Andrew BURSCOUGH	1:48.908	17:08:29.613	2	Yamaha YPVS 350
4	Denis HALIL	1:48.890	17:08:31.106	2	Yamaha TZR

Leader History

NO	NAME	FROM LAP	LAPS LED	DISTANCE	VEHICLE
70	Andrew BURSCOUGH	1	5	12.16 miles	Yamaha YPVS 350



BMCRC - MRO Championships 2020 - Rnd 4 @ Brands Hatch GP

Chilton Motors 250 MZ & G-Force MC Blue Haze GPF

RACE 4 - GRID (6 Laps)

ROW 14	42	199	Paul FIRTH	41	23	Tom CAUGHLIN	40	0	Paul TOLAND	
			2:00.563				2:00.523		1:59.114	
ROW 13		39	33	Kieran LEWIS	38	67	Mark BAILEY	37	14	Mick PENNELL
			1:53.725			1:53.354			1:51.324	
ROW 12	36	75	Steve HIGERTY	35	26	Damian LEE	34	92	Derek CRIPPS	
			1:50.625			1:48.908			1:48.890	
ROW 11		33	60	Daniel GOUGH	32	70	Andrew BURSCOUGH	31	4	Denis HALIL
ROW 10	30			29			28			
ROW 9		27			26			25		
ROW 8	24	41	Gary WILLIAMS	23	69	Alexander MANN	22	3	Max MAUD	
ROW 7		21	56	Russell TURNER	20	25	Jason HADLEY	19	93	Jamie DONALDSON
			2:12.548			2:12.545			2:11.511	
ROW 6	18	49	Andy MARKS	17	94	David RASHLEIGH	16	90	Steve PELLIS	
			2:11.037			2:10.273			2:08.142	
ROW 5		15	38	Chris PETTET	14	566	Michael WILBY	13	6	Paul ANSELL
			2:03.967			2:03.233			2:02.702	
ROW 4	12	108	Ian KEEBLE	11	46	Steve BRIGDEN	10	22	Simon FINCH	
			2:01.899			2:01.313			2:00.720	
ROW 3		9	67	Giles SPENCER	8	32	John ASHMEAD	7	35	Liam NEWMAN
			1:55.594			1:54.715			1:54.085	
ROW 2	6	44	Robert DESSOY	5	9	Gary HOWLETT	4	75	Peter WOODALL	
			1:54.068			1:53.876			1:53.671	
ROW 1		3	96	Chris KENT	2	85	Andrew WALES	1	95	Christopher ROGERS
									Pole	

Brands Hatch GP
Circuit Length = 2.4332 miles

These results are provisional until the conclusion of any judicial and technical matters.

Clerk Of Course :	Steward :	Timekeeper :
-------------------	-----------	--------------

Results can be found at www.tsl-timing.com

Printed - 17:21 Saturday, 03 October 2020





BMCRC - MRO Championships 2020 - Rnd 4 @ Brands Hatch GP

Chilton Motors 250 MZ & G-Force MC Blue Haze GPF

RACE 4 - CLASSIFICATION

POS	NO	CL	PIC NAME	ENTRY	LAPS	TIME	GAP	DIFF	MPH	BEST	ON
1	44		1 Robert DESSOY	MZ ETZ 250 - Eastern Garage Racing	5	10:35.280			68.94	2:03.865	5
2	85		2 Andrew WALES	MZ ETZ 250 - Illuminated Design LTD	5	10:35.352	0.072	0.072	68.93	2:03.824	5
3	4	GPF	1 Denis HALIL	Yamaha TZR - D & A AUTOS	5	10:47.618	12.338	12.266	67.63	1:57.353	4
4	75		3 Peter WOODALL	MZ ETZ 250 - Core Projects Ltd	5	10:51.356	16.076	3.738	67.24	2:06.924	2
5	96		4 Chris KENT	MZ ETZ 250 - Buxton Powder Coating	5	10:52.626	17.346	1.270	67.11	2:08.635	5
6	0	GPF	2 Paul TOLAND	Yamaha 350 - Kippers keys	5	10:58.857	23.577	6.231	66.47	2:00.417	4
7	70	GPF	3 Andrew BURSCOUGH	Yamaha YPVS 350 - Apollo/Merlin/Abbey/Martitaniu	5	11:04.979	29.699	6.122	65.86	2:02.393	3
8	60	GPF	4 Daniel GOUGH	Yamaha TZR 250 - G Force Motorcycles	5	11:05.195	29.915	0.216	65.84	2:00.606	5
9	56		5 Russell TURNER	MZ ETZ 250 -	5	11:26.561	51.281	21.366	63.79	2:13.072	5
10	32		6 John ASHMEAD	MZ ETZ 250 -	5	11:26.846	51.566	0.285	63.76	2:13.270	5
11	92	GPF	5 Derek CRIPPS	Yamaha TZR250 - Kelly Cripps	5	11:27.826	52.546	0.980	63.67	2:06.680	2
12	26	GPF	6 Damian LEE	Yamaha TZR250 - Leed Autos	5	11:36.267	1:00.987	8.441	62.90	2:07.898	5
13	108	R	1 Ian KEEBLE	MZ ETZ 250 -	5	11:41.805	1:06.525	5.538	62.40	2:16.478	5
14	46	R	2 Steve BRIGDEN	MZ ETZ 250 -	5	11:42.875	1:07.595	1.070	62.31	2:18.053	5
15	6	R	3 Paul ANSELL	MZ ETZ 250 -	5	11:43.016	1:07.736	0.141	62.30	2:16.653	5
16	3		7 Max MAUD	MZ ETZ 250 -	5	11:52.239	1:16.959	9.223	61.49	2:18.707	5
17	94		8 David RASHLEIGH	MZ ETZ 250 -	5	12:07.389	1:32.109	15.150	60.21	2:19.024	5
18	566	R	4 Michael WILBY	MZ ETZ 250 - Sziler UK	5	12:10.699	1:35.419	3.310	59.94	2:23.475	2
19	33	GPF	7 Kieran LEWIS	Yamaha TZR250 - Controls For Doors Ltd/ G Force	5	12:10.755	1:35.475	0.056	59.93	2:13.926	4
20	93		9 Jamie DONALDSON	MZ ETZ 250 - Chilton Motors	5	12:16.942	1:41.662	6.187	59.43	2:21.827	4
21	25	R	5 Jason HADLEY	MZ ETZ 250 -	5	12:22.402	1:47.122	5.460	58.99	2:22.921	5
22	49	R	6 Andy MARKS	MZ ETZ 250 - Kingpin Components	5	12:23.472	1:48.192	1.070	58.91	2:23.205	4
23	90	R	7 Steve PELLIS	MZ ETZ250 - LEC Group	5	12:24.578	1:49.298	1.106	58.82	2:25.735	4
24	14	GPF	8 Mick PENNELL	Yamaha YPVS - Everquip Racing	5	12:45.252	2:09.972	20.674	57.23	2:22.251	3
25	38		10 Chris PETTET	MZ ETZ 250 -	5	12:45.850	2:10.570	0.598	57.19	2:28.862	5

NOT CLASSIFIED

DNF	9		Gary HOWLETT	MZ TS250 - HS Racing	4	8:31.942	1 Lap	1 Lap	68.44	2:04.321	4
DNF	35		Liam NEWMAN	MZ ETZ 250 - Team newman racing	1	2:16.129	4 Laps	3 Laps	64.34		
DNF	95		Christopher ROGERS	MZ ETZ 250 - CB Racing	1	2:20.261	4 Laps	4.132	62.45		
DNF	22		Simon FINCH	MZ ETZ250 - BlueCloud Projects Ltd	1	2:42.989	4 Laps	22.728	53.74		

FASTEST LAP

	4	GPF	Denis HALIL	Yamaha TZR - D & A AUTOS	4	1:57.353		74.64 mph	120.12 kph		
	85		Andrew WALES	MZ ETZ 250 - Illuminated Design LTD	5	2:03.824		70.74 mph	113.85 kph		
	108	R	Ian KEEBLE	MZ ETZ 250 -	5	2:16.478		64.18 mph	103.29 kph		

Class - 92.5% of Race Speed = 63.76 mph
 Class GPF - 92.5% of Race Speed = 62.55 mph
 Class R - 92.5% of Race Speed = 57.72 mph

Brands Hatch GP
 Circuit Length = 2.4332 miles
 Start: 12:04 Flag 12:15 End: 12:17

Weather / Track : Cloudy / Wet
 These results are provisional until the conclusion of any judicial and technical matters.

Clerk Of Course :	Steward :	Timekeeper :
-------------------	-----------	--------------

Results can be found at www.tsl-timing.com

Printed - 12:18 Sunday, 04 October 2020



BMCRC - MRO Championships 2020 - Rnd 4 @ Brands Hatch GP

Chilton Motors 250 MZ & G-Force MC Blue Haze GPF

RACE 4 - LAP CHART

LAP 1 @ 12:07:03.864		
NO	BEHIND	LAP TIME
44		2:13.781
85	0.045	2:13.826
9	0.259	2:14.040
96	2.258	2:16.039
35	2.348	2:16.129
75	3.900	2:17.681
95	6.480	2:20.261
56	10.420	2:24.201
32	11.121	2:24.902
108	13.450	2:27.231
46	14.178	2:27.959
6	15.047	2:28.828
566	16.299	2:30.080
3	18.241	2:32.022
90	24.135	2:37.916
93	25.457	2:39.238
94	26.912	2:40.693
38	27.105	2:40.886
49	28.057	2:41.838
25	28.453	2:42.234
22	29.208	2:42.989
4	35.103	2:48.884
70	35.814	2:49.595
0	36.522	2:50.303
60	37.869	2:51.650
92	39.812	2:53.593
26	46.076	2:59.857
33	53.790	3:07.571
14	58.285	3:12.066

LAP 3 @ 12:11:17.001		
NO	BEHIND	LAP TIME
85		2:06.147
44	0.541	2:06.349
9	0.703	2:06.188
75	5.593	2:07.906
96	7.708	2:09.507
4	24.115	2:00.668
0	28.453	2:01.691
70	29.346	2:02.393
56	31.024	2:14.975
32	31.329	2:14.827
60	34.737	2:04.508
46	39.782	2:18.141
108	40.761	2:18.388
92	41.770	2:08.415
6	42.576	2:19.550
3	47.634	2:19.875
566	50.777	2:24.140
26	53.213	2:08.786
94	1:01.506	2:21.350
93	1:02.795	2:23.395
90	1:05.932	2:26.740
25	1:08.884	2:26.064
49	1:09.251	2:25.139
33	1:15.507	2:19.269
38	1:20.525	2:32.068
14	1:31.868	2:22.251

75	16.076	2:09.711
96	17.346	2:08.635
0	23.577	2:03.069
70	29.699	2:05.554
60	29.915	2:00.606
56	51.281	2:13.072
32	51.566	2:13.270
92	52.546	2:09.024
26	1:00.987	2:07.898
108	1:06.525	2:16.478
46	1:07.595	2:18.053
6	1:07.736	2:16.653
3	1:16.959	2:18.707
94	1:32.109	2:19.024
566	1:35.419	2:28.122
33	1:35.475	2:14.404
93	1:41.662	2:25.402
25	1:47.122	2:22.921
49	1:48.192	2:24.098
90	1:49.298	2:25.993
14	2:09.972	2:23.153
38	2:10.570	2:28.862

LAP 2 @ 12:09:10.854		
NO	BEHIND	LAP TIME
85		2:06.945
44	0.339	2:07.329
9	0.662	2:07.393
75	3.834	2:06.924
96	4.348	2:09.080
56	22.196	2:18.766
32	22.649	2:18.518
46	27.788	2:20.600
108	28.520	2:22.060
6	29.173	2:21.116
4	29.594	2:01.481
566	32.784	2:23.475
0	32.909	2:03.377
70	33.100	2:04.276
3	33.906	2:22.655
60	36.376	2:05.497
92	39.502	2:06.680
90	45.339	2:28.194
93	45.547	2:27.080
94	46.303	2:26.381
25	48.967	2:27.504
49	50.259	2:29.192
26	50.574	2:11.488
38	54.604	2:34.489
33	1:02.385	2:15.585
14	1:15.764	2:24.469

LAP 4 @ 12:13:21.498		
NO	BEHIND	LAP TIME
44		2:03.956
85	0.113	2:04.610
9	0.527	2:04.321
75	10.230	2:09.134
96	12.576	2:09.365
4	16.971	1:57.353
0	24.373	2:00.417
70	28.010	2:03.161
60	33.174	2:02.934
56	42.074	2:15.547
32	42.161	2:15.329
92	47.387	2:10.114
46	53.407	2:18.122
108	53.912	2:17.648
6	54.948	2:16.869
26	56.954	2:08.238
3	1:02.117	2:18.980
566	1:11.162	2:24.882
94	1:16.950	2:19.941
93	1:20.125	2:21.827
33	1:24.936	2:13.926
90	1:27.170	2:25.735
49	1:27.959	2:23.205
25	1:28.066	2:23.679
38	1:45.573	2:29.545
14	1:50.684	2:23.313

LAP 5 @ 12:15:25.363		
NO	BEHIND	LAP TIME
44		2:03.865
85	0.072	2:03.824
4	12.338	1:59.232

Weather / Track : Cloudy / Wet

Results can be found at www.tsl-timing.com

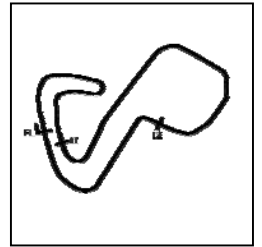
Brands Hatch GP
Circuit Length = 2.4332 miles
Start: 12:04 Flag 12:15 End: 12:17

Printed - 12:19 Sunday, 04 October 2020

BMCRC - MRO Championships 2020 - Rnd 4 @ Brands Hatch GP

Chilton Motors 250 MZ & G-Force MC Blue Haze GPF

RACE 4 - SECTOR ANALYSIS



SECTOR 1 = FL to I1, SECTOR 2 = I1 to I2, SECTOR 3 = I2 to FL, DIFF = Difference To Personal Best Lap, P = Crossed Finish Line in Pit Lane, D = Time Disallowed

P1 44		Robert DESSOY		MZ ETZ 250 - Eastern Garage Racing			
IDEAL LAP TIME : 2:03.525		BEST LAP TIME : 2:03.865		DIFFERENCE : 0.340			
LAP	SECTOR 1	SECTOR 2	SECTOR 3	LAP TIME	MPH	DIFF	TIME OF DAY
1 -			30.367	2:13.781	65.47	9.916	12:07:03.864
2 -	39.992	57.492	29.845	2:07.329	68.79	3.464	12:09:11.193
3 -	39.274	57.046	30.029	2:06.349 (3)	69.33	2.484	12:11:17.542
4 -	38.596	55.734	29.626	2:03.956 (2)	70.66	0.091	12:13:21.498
5 -	38.346	56.074	29.445	2:03.865 (1)	70.72		12:15:25.363

P2 85		Andrew WALES		MZ ETZ 250 - Illuminated Design LTD			
IDEAL LAP TIME : 2:03.824		BEST LAP TIME : 2:03.824		DIFFERENCE : 0.000			
LAP	SECTOR 1	SECTOR 2	SECTOR 3	LAP TIME	MPH	DIFF	TIME OF DAY
1 -			30.199	2:13.826	65.45	10.002	12:07:03.909
2 -	39.639	57.249	30.057	2:06.945	69.00	3.121	12:09:10.854
3 -	39.533	56.342	30.272	2:06.147 (3)	69.44	2.323	12:11:17.001
4 -	39.246	55.865	29.499	2:04.610 (2)	70.29	0.786	12:13:21.611
5 -	38.729	55.785	29.310	2:03.824 (1)	70.74		12:15:25.435

P3 4 GPF		Denis HALIL		Yamaha TZR - D & A AUTOS			
IDEAL LAP TIME : 1:57.225		BEST LAP TIME : 1:57.353		DIFFERENCE : 0.128			
LAP	SECTOR 1	SECTOR 2	SECTOR 3	LAP TIME	MPH	DIFF	TIME OF DAY
1 -		54.223	28.223	2:48.884	51.86	51.531	12:07:38.967
2 -	38.086	54.087	29.308	2:01.481	72.10	4.128	12:09:40.448
3 -	38.613	53.681	28.374	2:00.668 (3)	72.59	3.315	12:11:41.116
4 -	37.007	52.635	27.711	1:57.353 (1)	74.64		12:13:38.469
5 -	36.879	53.754	28.599	1:59.232 (2)	73.46	1.879	12:15:37.701

P4 75		Peter WOODALL		MZ ETZ 250 - Core Projects Ltd			
IDEAL LAP TIME : 2:06.924		BEST LAP TIME : 2:06.924		DIFFERENCE : 0.000			
LAP	SECTOR 1	SECTOR 2	SECTOR 3	LAP TIME	MPH	DIFF	TIME OF DAY
1 -			30.109	2:17.681	63.62	10.757	12:07:07.764
2 -	39.667	57.310	29.947	2:06.924 (1)	69.01		12:09:14.688
3 -	39.827	57.531	30.548	2:07.906 (2)	68.48	0.982	12:11:22.594
4 -	39.861	57.828	31.445	2:09.134 (3)	67.83	2.210	12:13:31.728
5 -	40.568	58.056	31.087	2:09.711	67.53	2.787	12:15:41.439

P5 96		Chris KENT		MZ ETZ 250 - Buxton Powder Coating			
IDEAL LAP TIME : 2:08.060		BEST LAP TIME : 2:08.635		DIFFERENCE : 0.575			
LAP	SECTOR 1	SECTOR 2	SECTOR 3	LAP TIME	MPH	DIFF	TIME OF DAY
1 -			30.323	2:16.039	64.39	7.404	12:07:06.122
2 -	40.735	57.611	30.734	2:09.080 (2)	67.86	0.445	12:09:15.202
3 -	40.309	58.145	31.053	2:09.507	67.63	0.872	12:11:24.709
4 -	40.595	58.072	30.698	2:09.365 (3)	67.71	0.730	12:13:34.074
5 -	40.126	57.675	30.834	2:08.635 (1)	68.09		12:15:42.709

P6 0 GPF		Paul TOLAND		Yamaha 350 - Kippers keys			
IDEAL LAP TIME : 2:00.367		BEST LAP TIME : 2:00.417		DIFFERENCE : 0.050			
LAP	SECTOR 1	SECTOR 2	SECTOR 3	LAP TIME	MPH	DIFF	TIME OF DAY
1 -		54.049	28.556	2:50.303	51.43	49.886	12:07:40.386
2 -	39.233	55.471	28.673	2:03.377	71.00	2.960	12:09:43.763
3 -	38.420	54.461	28.810	2:01.691 (2)	71.98	1.274	12:11:45.454
4 -	38.470	53.794	28.153	2:00.417 (1)	72.74		12:13:45.871
5 -	38.487	54.560	30.022	2:03.069 (3)	71.17	2.652	12:15:48.940

Weather / Track : Cloudy / Wet

Brands Hatch GP

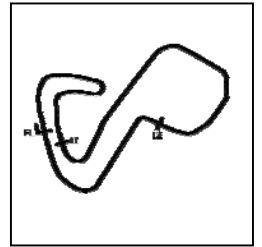
Circuit Length = 2.4332 miles

Start: 12:04 Flag 12:15 End: 12:17

BMCRC - MRO Championships 2020 - Rnd 4 @ Brands Hatch GP

Chilton Motors 250 MZ & G-Force MC Blue Haze GPF

RACE 4 - SECTOR ANALYSIS



SECTOR 1 = FL to I1, SECTOR 2 = I1 to I2, SECTOR 3 = I2 to FL, DIFF = Difference To Personal Best Lap, P = Crossed Finish Line in Pit Lane, D = Time Disallowed

P7 70 GPF		Andrew BURSCOUGH		Yamaha YPVS 350 - Apollo/Merlin/Abbey/Martitanium			
IDEAL LAP TIME : 2:01.487		BEST LAP TIME : 2:02.393		DIFFERENCE : 0.906			
LAP	SECTOR 1	SECTOR 2	SECTOR 3	LAP TIME	MPH	DIFF	TIME OF DAY
1 -		54.562	28.078	2:49.595	51.65	47.202	12:07:39.678
2 -	39.506	55.931	28.839	2:04.276 (3)	70.48	1.883	12:09:43.954
3 -	38.898	55.256	28.239	2:02.393 (1)	71.57		12:11:46.347
4 -	38.847	55.065	29.249	2:03.161 (2)	71.12	0.768	12:13:49.508
5 -	40.326	55.463	29.765	2:05.554	69.76	3.161	12:15:55.062

P8 60 GPF		Daniel GOUGH		Yamaha TZR 250 - G Force Motorcycles			
IDEAL LAP TIME : 2:00.498		BEST LAP TIME : 2:00.606		DIFFERENCE : 0.108			
LAP	SECTOR 1	SECTOR 2	SECTOR 3	LAP TIME	MPH	DIFF	TIME OF DAY
1 -		55.127	28.738	2:51.650	51.03	51.044	12:07:41.733
2 -	39.253	56.992	29.252	2:05.497	69.80	4.891	12:09:47.230
3 -	39.816	55.844	28.848	2:04.508 (3)	70.35	3.902	12:11:51.738
4 -	38.858	55.520	28.556	2:02.934 (2)	71.25	2.328	12:13:54.672
5 -	38.567	53.375	28.664	2:00.606 (1)	72.63		12:15:55.278

P9 56		Russell TURNER		MZ ETZ 250 -			
IDEAL LAP TIME : 2:13.072		BEST LAP TIME : 2:13.072		DIFFERENCE : 0.000			
LAP	SECTOR 1	SECTOR 2	SECTOR 3	LAP TIME	MPH	DIFF	TIME OF DAY
1 -		1:00.866	31.628	2:24.201	60.74	11.129	12:07:14.284
2 -	44.229	1:02.315	32.222	2:18.766	63.12	5.694	12:09:33.050
3 -	42.011	1:00.745	32.219	2:14.975 (2)	64.89	1.903	12:11:48.025
4 -	42.096	1:01.367	32.084	2:15.547 (3)	64.62	2.475	12:14:03.572
5 -	41.749	59.770	31.553	2:13.072 (1)	65.82		12:16:16.644

P10 32		John ASHMEAD		MZ ETZ 250 -			
IDEAL LAP TIME : 2:13.159		BEST LAP TIME : 2:13.270		DIFFERENCE : 0.111			
LAP	SECTOR 1	SECTOR 2	SECTOR 3	LAP TIME	MPH	DIFF	TIME OF DAY
1 -			32.908	2:24.902	60.45	11.632	12:07:14.985
2 -	43.800	1:02.558	32.160	2:18.518	63.23	5.248	12:09:33.503
3 -	42.543	1:00.824	31.460	2:14.827 (2)	64.97	1.557	12:11:48.330
4 -	42.150	1:01.440	31.739	2:15.329 (3)	64.72	2.059	12:14:03.659
5 -	41.625	1:00.074	31.571	2:13.270 (1)	65.73		12:16:16.929

P11 92 GPF		Derek CRIPPS		Yamaha TZR250 - Kelly Cripps			
IDEAL LAP TIME : 2:04.144		BEST LAP TIME : 2:06.680		DIFFERENCE : 2.536			
LAP	SECTOR 1	SECTOR 2	SECTOR 3	LAP TIME	MPH	DIFF	TIME OF DAY
1 -		55.747	29.031	2:53.593	50.46	46.913	12:07:43.676
2 -	39.424	57.344	29.912	2:06.680 (1)	69.14		12:09:50.356
3 -	39.366	58.140	30.909	2:08.415 (2)	68.21	1.735	12:11:58.771
4 -	40.818	58.574	30.722	2:10.114	67.32	3.434	12:14:08.885
5 -	40.695	57.400	30.929	2:09.024 (3)	67.89	2.344	12:16:17.909

P12 26 GPF		Damian LEE		Yamaha TZR250 - Leed Autos			
IDEAL LAP TIME : 2:07.703		BEST LAP TIME : 2:07.898		DIFFERENCE : 0.195			
LAP	SECTOR 1	SECTOR 2	SECTOR 3	LAP TIME	MPH	DIFF	TIME OF DAY
1 -		58.508	30.006	2:59.857	48.70	51.959	12:07:49.940
2 -	41.552	59.130	30.806	2:11.488	66.62	3.590	12:10:01.428
3 -	41.145	58.013	29.628	2:08.786 (3)	68.01	0.888	12:12:10.214
4 -	41.504	57.420	29.314	2:08.238 (2)	68.30	0.340	12:14:18.452
5 -	41.077	57.312	29.509	2:07.898 (1)	68.49		12:16:26.350

Weather / Track : Cloudy / Wet

Brands Hatch GP

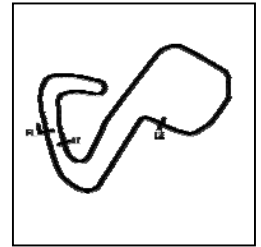
Circuit Length = 2.4332 miles

Start: 12:04 Flag 12:15 End: 12:17

BMCRC - MRO Championships 2020 - Rnd 4 @ Brands Hatch GP

Chilton Motors 250 MZ & G-Force MC Blue Haze GPF

RACE 4 - SECTOR ANALYSIS



SECTOR 1 = FL to I1, SECTOR 2 = I1 to I2, SECTOR 3 = I2 to FL, DIFF = Difference To Personal Best Lap, P = Crossed Finish Line in Pit Lane, D = Time Disallowed

P13 108 R		Ian KEEBLE		MZ ETZ 250 -			
IDEAL LAP TIME : 2:16.478		BEST LAP TIME : 2:16.478		DIFFERENCE : 0.000			
LAP	SECTOR 1	SECTOR 2	SECTOR 3	LAP TIME	MPH	DIFF	TIME OF DAY
1 -		1:03.154	32.898	2:27.231	59.49	10.753	12:07:17.314
2 -	45.098	1:04.429	32.533	2:22.060	61.66	5.582	12:09:39.374
3 -	43.693	1:02.654	32.041	2:18.388 (3)	63.29	1.910	12:11:57.762
4 -	43.361	1:02.325	31.962	2:17.648 (2)	63.63	1.170	12:14:15.410
5 -	43.001	1:01.988	31.489	2:16.478 (1)	64.18		12:16:31.888

P14 46 R		Steve BRIGDEN		MZ ETZ 250 -			
IDEAL LAP TIME : 2:17.247		BEST LAP TIME : 2:18.053		DIFFERENCE : 0.806			
LAP	SECTOR 1	SECTOR 2	SECTOR 3	LAP TIME	MPH	DIFF	TIME OF DAY
1 -		1:03.396	32.463	2:27.959	59.20	9.906	12:07:18.042
2 -	43.597	1:04.565	32.438	2:20.600	62.30	2.547	12:09:38.642
3 -	42.903	1:03.094	32.144	2:18.141 (3)	63.41	0.088	12:11:56.783
4 -	43.046	1:02.752	32.324	2:18.122 (2)	63.42	0.069	12:14:14.905
5 -	42.724	1:02.379	32.950	2:18.053 (1)	63.45		12:16:32.958

P15 6 R		Paul ANSELL		MZ ETZ 250 -			
IDEAL LAP TIME : 2:15.608		BEST LAP TIME : 2:16.653		DIFFERENCE : 1.045			
LAP	SECTOR 1	SECTOR 2	SECTOR 3	LAP TIME	MPH	DIFF	TIME OF DAY
1 -		1:04.467	32.425	2:28.828	58.85	12.175	12:07:18.911
2 -	44.844	1:04.249	32.023	2:21.116	62.07	4.463	12:09:40.027
3 -	44.539	1:02.920	32.091	2:19.550 (3)	62.77	2.897	12:11:59.577
4 -	43.037	1:02.362	31.470	2:16.869 (2)	64.00	0.216	12:14:16.446
5 -	43.284	1:01.101	32.268	2:16.653 (1)	64.10		12:16:33.099

P16 3		Max MAUD		MZ ETZ 250 -			
IDEAL LAP TIME : 2:18.240		BEST LAP TIME : 2:18.707		DIFFERENCE : 0.467			
LAP	SECTOR 1	SECTOR 2	SECTOR 3	LAP TIME	MPH	DIFF	TIME OF DAY
1 -		1:04.378	33.133	2:32.022	57.62	13.315	12:07:22.105
2 -	44.185	1:04.879	33.591	2:22.655	61.40	3.948	12:09:44.760
3 -	43.088	1:03.696	33.091	2:19.875 (3)	62.62	1.168	12:12:04.635
4 -	43.074	1:03.004	32.902	2:18.980 (2)	63.02	0.273	12:14:23.615
5 -	42.865	1:02.473	33.369	2:18.707 (1)	63.15		12:16:42.322

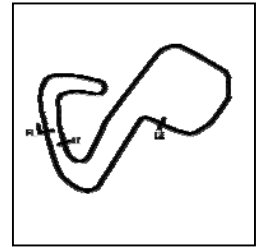
P17 94		David RASHLEIGH		MZ ETZ 250 -			
IDEAL LAP TIME : 2:18.349		BEST LAP TIME : 2:19.024		DIFFERENCE : 0.675			
LAP	SECTOR 1	SECTOR 2	SECTOR 3	LAP TIME	MPH	DIFF	TIME OF DAY
1 -		1:08.354	34.453	2:40.693	54.51	21.669	12:07:30.776
2 -	46.467	1:05.433	34.481	2:26.381	59.84	7.357	12:09:57.157
3 -	45.539	1:03.454	32.357	2:21.350 (3)	61.97	2.326	12:12:18.507
4 -	45.513	1:02.381	32.047	2:19.941 (2)	62.59	0.917	12:14:38.448
5 -	44.269	1:02.033	32.722	2:19.024 (1)	63.00		12:16:57.472

P18 566 R		Michael WILBY		MZ ETZ 250 - Sziler UK			
IDEAL LAP TIME : 2:22.787		BEST LAP TIME : 2:23.475		DIFFERENCE : 0.688			
LAP	SECTOR 1	SECTOR 2	SECTOR 3	LAP TIME	MPH	DIFF	TIME OF DAY
1 -		1:04.566	32.913	2:30.080	58.36	6.605	12:07:20.163
2 -	45.308	1:04.797	33.370	2:23.475 (1)	61.05		12:09:43.638
3 -	45.375	1:05.746	33.019	2:24.140 (2)	60.77	0.665	12:12:07.778
4 -	45.843	1:05.578	33.461	2:24.882 (3)	60.46	1.407	12:14:32.660
5 -	46.928	1:06.654	34.540	2:28.122	59.13	4.647	12:17:00.782

BMCRC - MRO Championships 2020 - Rnd 4 @ Brands Hatch GP

Chilton Motors 250 MZ & G-Force MC Blue Haze GPF

RACE 4 - SECTOR ANALYSIS



SECTOR 1 = FL to I1, SECTOR 2 = I1 to I2, SECTOR 3 = I2 to FL, DIFF = Difference To Personal Best Lap, P = Crossed Finish Line in Pit Lane, D = Time Disallowed

P19 33 GPF		Kieran LEWIS		Yamaha TZR250 - Controls For Doors Ltd/ G Force Motorcycles			
IDEAL LAP TIME : 2:12.316		BEST LAP TIME : 2:13.926		DIFFERENCE : 1.610			
LAP	SECTOR 1	SECTOR 2	SECTOR 3	LAP TIME	MPH	DIFF	TIME OF DAY
1 -		1:01.662	30.458	3:07.571	46.70	53.645	12:07:57.654
2 -	42.955	1:00.714	31.916	2:15.585 (3)	64.60	1.659	12:10:13.239
3 -	43.675	1:04.370	31.224	2:19.269	62.89	5.343	12:12:32.508
4 -	42.608	1:00.519	30.799	2:13.926 (1)	65.40		12:14:46.434
5 -	42.414	59.444	32.546	2:14.404 (2)	65.17	0.478	12:17:00.838

P20 93		Jamie DONALDSON		MZ ETZ 250 - Chilton Motors			
IDEAL LAP TIME : 2:21.404		BEST LAP TIME : 2:21.827		DIFFERENCE : 0.423			
LAP	SECTOR 1	SECTOR 2	SECTOR 3	LAP TIME	MPH	DIFF	TIME OF DAY
1 -		1:08.318	34.438	2:39.238	55.01	17.411	12:07:29.321
2 -	46.271	1:06.759	34.050	2:27.080	59.55	5.253	12:09:56.401
3 -	45.308	1:05.267	32.820	2:23.395 (2)	61.08	1.568	12:12:19.796
4 -	44.435	1:04.149	33.243	2:21.827 (1)	61.76		12:14:41.623
5 -	46.524	1:05.171	33.707	2:25.402 (3)	60.24	3.575	12:17:07.025

P21 25 R		Jason HADLEY		MZ ETZ 250 -			
IDEAL LAP TIME : 2:21.259		BEST LAP TIME : 2:22.921		DIFFERENCE : 1.662			
LAP	SECTOR 1	SECTOR 2	SECTOR 3	LAP TIME	MPH	DIFF	TIME OF DAY
1 -		1:09.605	34.674	2:42.234	53.99	19.313	12:07:32.317
2 -	46.728	1:06.303	34.473	2:27.504	59.38	4.583	12:09:59.821
3 -	45.797	1:06.701	33.566	2:26.064 (3)	59.97	3.143	12:12:25.885
4 -	43.863	1:06.000	33.816	2:23.679 (2)	60.96	0.758	12:14:49.564
5 -	44.995	1:03.830	34.096	2:22.921 (1)	61.29		12:17:12.485

P22 49 R		Andy MARKS		MZ ETZ 250 - Kingpin Components			
IDEAL LAP TIME : 2:22.411		BEST LAP TIME : 2:23.205		DIFFERENCE : 0.794			
LAP	SECTOR 1	SECTOR 2	SECTOR 3	LAP TIME	MPH	DIFF	TIME OF DAY
1 -		1:08.668	36.955	2:41.838	54.12	18.633	12:07:31.921
2 -	47.186	1:06.634	35.372	2:29.192	58.71	5.987	12:10:01.113
3 -	45.607	1:05.634	33.898	2:25.139 (3)	60.35	1.934	12:12:26.252
4 -	44.487	1:04.481	34.237	2:23.205 (1)	61.16		12:14:49.457
5 -	44.988	1:04.026	35.084	2:24.098 (2)	60.79	0.893	12:17:13.555

P23 90 R		Steve PELLIS		MZ ETZ250 - LEC Group			
IDEAL LAP TIME : 2:23.429		BEST LAP TIME : 2:25.735		DIFFERENCE : 2.306			
LAP	SECTOR 1	SECTOR 2	SECTOR 3	LAP TIME	MPH	DIFF	TIME OF DAY
1 -		1:08.418	34.503	2:37.916	55.47	12.181	12:07:27.999
2 -	46.132	1:07.944	34.118	2:28.194	59.11	2.459	12:09:56.193
3 -	46.773	1:07.197	32.770	2:26.740 (3)	59.69	1.005	12:12:22.933
4 -	44.874	1:06.931	33.930	2:25.735 (1)	60.10		12:14:48.668
5 -	46.292	1:05.785	33.916	2:25.993 (2)	60.00	0.258	12:17:14.661

P24 14 GPF		Mick PENNELL		Yamaha YPVS - Everquip Racing			
IDEAL LAP TIME : 2:21.754		BEST LAP TIME : 2:22.251		DIFFERENCE : 0.497			
LAP	SECTOR 1	SECTOR 2	SECTOR 3	LAP TIME	MPH	DIFF	TIME OF DAY
1 -		1:04.333	32.623	3:12.066	45.60	49.815	12:08:02.149
2 -	46.142	1:04.915	33.412	2:24.469	60.63	2.218	12:10:26.618
3 -	45.390	1:04.030	32.831	2:22.251 (1)	61.58		12:12:48.869
4 -	45.460	1:04.644	33.209	2:23.313 (3)	61.12	1.062	12:15:12.182
5 -	46.277	1:03.741	33.135	2:23.153 (2)	61.19	0.902	12:17:35.335

Weather / Track : Cloudy / Wet

Brands Hatch GP

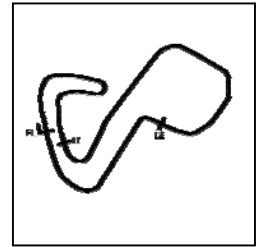
Circuit Length = 2.4332 miles

Start: 12:04 Flag 12:15 End: 12:17

BMCRC - MRO Championships 2020 - Rnd 4 @ Brands Hatch GP

Chilton Motors 250 MZ & G-Force MC Blue Haze GPF

RACE 4 - SECTOR ANALYSIS



SECTOR 1 = FL to I1, SECTOR 2 = I1 to I2, SECTOR 3 = I2 to FL, DIFF = Difference To Personal Best Lap, P = Crossed Finish Line in Pit Lane, D = Time Disallowed

P25 38		Chris PETTET		MZ ETZ 250 -			
IDEAL LAP TIME : 2:26.950		BEST LAP TIME : 2:28.862		DIFFERENCE : 1.912			
LAP	SECTOR 1	SECTOR 2	SECTOR 3	LAP TIME	MPH	DIFF	TIME OF DAY
1 -		1:09.735	34.964	2:40.886	54.44	12.024	12:07:30.969
2 -	50.053	1:08.680	35.756	2:34.489	56.70	5.627	12:10:05.458
3 -	46.699	1:09.324	36.045	2:32.068 (3)	57.60	3.206	12:12:37.526
4 -	47.563	1:07.827	34.155	2:29.545 (2)	58.57	0.683	12:15:07.071
5 -	46.466	1:06.329	36.067	2:28.862 (1)	58.84		12:17:35.933

P26 9		Gary HOWLETT		MZ TS250 - HS Racing			
IDEAL LAP TIME : 2:03.888		BEST LAP TIME : 2:04.321		DIFFERENCE : 0.433			
LAP	SECTOR 1	SECTOR 2	SECTOR 3	LAP TIME	MPH	DIFF	TIME OF DAY
1 -			30.168	2:14.040	65.35	9.719	12:07:04.123
2 -	40.176	57.453	29.764	2:07.393 (3)	68.76	3.072	12:09:11.516
3 -	39.336	56.893	29.959	2:06.188 (2)	69.41	1.867	12:11:17.704
4 -	38.962	55.831	29.528	2:04.321 (1)	70.46		12:13:22.025

P27 35		Liam NEWMAN		MZ ETZ 250 - Team newman racing			
IDEAL LAP TIME : 2:33.891		BEST LAP TIME :		DIFFERENCE :			
LAP	SECTOR 1	SECTOR 2	SECTOR 3	LAP TIME	MPH	DIFF	TIME OF DAY
1 -			30.105	2:16.129	64.34		12:07:06.212

P28 95		Christopher ROGERS		MZ ETZ 250 - CB Racing			
IDEAL LAP TIME :		BEST LAP TIME :		DIFFERENCE :			
LAP	SECTOR 1	SECTOR 2	SECTOR 3	LAP TIME	MPH	DIFF	TIME OF DAY
1 -			31.560	2:20.261	62.45		12:07:10.344

P29 22		Simon FINCH		MZ ETZ250 - BlueCloud Projects Ltd			
IDEAL LAP TIME : 2:39.698		BEST LAP TIME :		DIFFERENCE :			
LAP	SECTOR 1	SECTOR 2	SECTOR 3	LAP TIME	MPH	DIFF	TIME OF DAY
1 -		1:09.308	38.414	2:42.989	53.74		12:07:33.072

BMCRC - MRO Championships 2020 - Rnd 4 @ Brands Hatch GP

Chilton Motors 250 MZ & G-Force MC Blue Haze GPF

RACE 4 - BEST SECTORS

SECTOR 1			SECTOR 2			SECTOR 3			IDEAL / BEST COMPARISON						
POS	NO	NAME	TIME	NO	NAME	TIME	NO	NAME	TIME	POS	NO	NAME	IDEAL	BEST	DIFF
													PERFECT LAP	1:57.225	
1	4	HALIL	36.879	4	HALIL	52.635	4	HALIL	27.711	1	4	HALIL	1:57.225	1:57.353	0.128
2	44	DESSOY	38.346	60	GOUGH	53.375	70	BURSCOUGH	28.078	2	0	TOLAND	2:00.367	2:00.417	0.050
3	0	TOLAND	38.420	0	TOLAND	53.794	0	TOLAND	28.153	3	60	GOUGH	2:00.498	2:00.606	0.108
4	60	GOUGH	38.567	70	BURSCOUGH	54.562	60	GOUGH	28.556	4	70	BURSCOUGH	2:01.487	2:02.393	0.906
5	9	HOWLETT	38.578	44	DESSOY	55.734	92	CRIPPS	29.031	5	44	DESSOY	2:03.525	2:03.865	0.340
6	85	WALES	38.729	92	CRIPPS	55.747	85	WALES	29.310	6	85	WALES	2:03.824	2:03.824	0.000
7	70	BURSCOUGH	38.847	9	HOWLETT	55.782	26	LEE	29.314	7	9	HOWLETT	2:03.888	2:04.321	0.433
8	92	CRIPPS	39.366	85	WALES	55.785	44	DESSOY	29.445	8	92	CRIPPS	2:04.144	2:06.680	2.536
9	75	WOODALL	39.667	75	WOODALL	57.310	9	HOWLETT	29.528	9	75	WOODALL	2:06.924	2:06.924	0.000
10	96	KENT	40.126	26	LEE	57.312	75	WOODALL	29.947	10	26	LEE	2:07.703	2:07.898	0.195
11	26	LEE	41.077	96	KENT	57.611	35	NEWMAN	30.105	11	96	KENT	2:08.060	2:08.635	0.575
12	32	ASHMEAD	41.625	33	LEWIS	59.444	96	KENT	30.323	12	33	LEWIS	2:12.316	2:13.926	1.610
13	56	TURNER	41.749	56	TURNER	59.770	33	LEWIS	30.458	13	56	TURNER	2:13.072	2:13.072	0.000
14	33	LEWIS	42.414	32	ASHMEAD	1:00.074	32	ASHMEAD	31.460	14	32	ASHMEAD	2:13.159	2:13.270	0.111
15	46	BRIGDEN	42.724	35	NEWMAN	1:00.489	6	ANSELL	31.470	15	6	ANSELL	2:15.608	2:16.653	1.045
16	3	MAUD	42.865	6	ANSELL	1:01.101	108	KEEBLE	31.489	16	108	KEEBLE	2:16.478	2:16.478	0.000
17	108	KEEBLE	43.001	108	KEEBLE	1:01.988	56	TURNER	31.553	17	46	BRIGDEN	2:17.247	2:18.053	0.806
18	6	ANSELL	43.037	94	RASHLEIGH	1:02.033	95	ROGERS	31.560	18	3	MAUD	2:18.240	2:18.707	0.467
19	95	ROGERS	43.666	46	BRIGDEN	1:02.379	94	RASHLEIGH	32.047	19	94	RASHLEIGH	2:18.349	2:19.024	0.675
20	25	HADLEY	43.863	3	MAUD	1:02.473	46	BRIGDEN	32.144	20	25	HADLEY	2:21.259	2:22.921	1.662
21	94	RASHLEIGH	44.269	14	PENNELL	1:03.741	14	PENNELL	32.623	21	93	DONALDSON	2:21.404	2:21.827	0.423
22	93	DONALDSON	44.435	25	HADLEY	1:03.830	90	PELLS	32.770	22	14	PENNELL	2:21.754	2:22.251	0.497
23	49	MARKS	44.487	49	MARKS	1:04.026	93	DONALDSON	32.820	23	49	MARKS	2:22.411	2:23.205	0.794
24	90	PELLS	44.874	93	DONALDSON	1:04.149	3	MAUD	32.902	24	566	WILBY	2:22.787	2:23.475	0.688
25	566	WILBY	45.308	566	WILBY	1:04.566	566	WILBY	32.913	25	90	PELLS	2:23.429	2:25.735	2.306
26	14	PENNELL	45.390	90	PELLS	1:05.785	25	HADLEY	33.566	26	38	PETTET	2:26.950	2:28.862	1.912
27	38	PETTET	46.466	38	PETTET	1:06.329	49	MARKS	33.898	27	35	NEWMAN	2:33.891		
28	22	FINCH	51.976	22	FINCH	1:09.308	38	PETTET	34.155	28	22	FINCH	2:39.698		
29	35	NEWMAN	1:03.297				22	FINCH	38.414	29	95	ROGERS			

Weather / Track : Cloudy / Wet

Results can be found at www.tsl-timing.com

Brands Hatch GP

Circuit Length = 2.4332 miles

Start: 12:04 Flag 12:15 End: 12:17

Printed - 12:19 Sunday, 04 October 2020

BMCRC - MRO Championships 2020 - Rnd 4 @ Brands Hatch GP

Chilton Motors 250 MZ & G-Force MC Blue Haze GPF

RACE 4 - STATISTICS

Competitors Started 29
Planned Start 2020-10-04 @ 11:20:00.000
Actual Start 2020-10-04 @ 12:04:50.082
Finish Time 2020-10-04 @ 12:15:25.362
Track Length 2.4332mi.
Total Laps 132
Total Distance Covered 321.1942mi.

Session Fastest Lap History

NO	CL	NAME	LAP TIME	TIME OF DAY	LAP	VEHICLE
85		Andrew WALES	2:06.945	12:09:10.886	2	MZ ETZ 250
75		Peter WOODALL	2:06.924	12:09:14.700	2	MZ ETZ 250
4	GPF	Denis HALIL	2:01.481	12:09:40.457	2	Yamaha TZR
4	GPF	Denis HALIL	2:00.668	12:11:41.126	3	Yamaha TZR
4	GPF	Denis HALIL	1:57.353	12:13:38.479	4	Yamaha TZR

Session Leader History

NO	CL	NAME	FROM LAP	LAPS LED	DISTANCE	VEHICLE
44		Robert DESSOY	1	1	2.43 miles	MZ ETZ 250
85		Andrew WALES	2	2	4.86 miles	MZ ETZ 250
44		Robert DESSOY	4	2	4.86 miles	MZ ETZ 250

Flag History

TYPE	TIME OF DAY
GREEN	12:04:50.082
FINISH	12:15:25.362

Flag Statistics

TYPE	COUNT	TOTAL LAPS	TOTAL TIME
Green	1	5	12:51.614
Red	0	0	0.000
Safety Car	0	0	0.000
FCY	0	0	0.000

BMCRC - MRO Championships 2020 - Rnd 4 @ Brands Hatch GP

Chilton Motors 250 MZ & G-Force MC Blue Haze GPF

RACE 4 - STATISTICS

CLASS : GPF

8 Starters

Fastest Lap History

NO	NAME	LAP TIME	TIME OF DAY	LAP	VEHICLE
4	Denis HALIL	2:01.481	12:09:40.457	2	Yamaha TZR
4	Denis HALIL	2:00.668	12:11:41.126	3	Yamaha TZR
4	Denis HALIL	1:57.353	12:13:38.479	4	Yamaha TZR

Leader History

NO	NAME	FROM LAP	LAPS LED	DISTANCE	VEHICLE
4	Denis HALIL	1	5	12.16 miles	Yamaha TZR

BMCRC - MRO Championships 2020 - Rnd 4 @ Brands Hatch GP

Chilton Motors 250 MZ & G-Force MC Blue Haze GPF

RACE 4 - STATISTICS

CLASS :

14 Starters

Fastest Lap History

NO	NAME	LAP TIME	TIME OF DAY	LAP	VEHICLE
85	Andrew WALES	2:06.945	12:09:10.886	2	MZ ETZ 250
75	Peter WOODALL	2:06.924	12:09:14.700	2	MZ ETZ 250
85	Andrew WALES	2:06.147	12:11:17.033	3	MZ ETZ 250
44	Robert DESSOY	2:03.956	12:13:21.531	4	MZ ETZ 250
44	Robert DESSOY	2:03.865	12:15:25.396	5	MZ ETZ 250
85	Andrew WALES	2:03.824	12:15:25.435	5	MZ ETZ 250

Leader History

NO	NAME	FROM LAP	LAPS LED	DISTANCE	VEHICLE
44	Robert DESSOY	1	1	2.43 miles	MZ ETZ 250
85	Andrew WALES	2	2	4.86 miles	MZ ETZ 250
44	Robert DESSOY	4	2	4.86 miles	MZ ETZ 250

BMCRC - MRO Championships 2020 - Rnd 4 @ Brands Hatch GP

Chilton Motors 250 MZ & G-Force MC Blue Haze GPF

RACE 4 - STATISTICS

CLASS : R

7 Starters

Fastest Lap History

NO	NAME	LAP TIME	TIME OF DAY	LAP	VEHICLE
46	Steve BRIGDEN	2:20.600	12:09:38.677	2	MZ ETZ 250
46	Steve BRIGDEN	2:18.141	12:11:56.817	3	MZ ETZ 250
46	Steve BRIGDEN	2:18.122	12:14:14.939	4	MZ ETZ 250
108	Ian KEEBLE	2:17.648	12:14:15.444	4	MZ ETZ 250
6	Paul ANSELL	2:16.869	12:14:16.480	4	MZ ETZ 250
108	Ian KEEBLE	2:16.478	12:16:31.922	5	MZ ETZ 250

Leader History

NO	NAME	FROM LAP	LAPS LED	DISTANCE	VEHICLE
108	Ian KEEBLE	1	1	2.43 miles	MZ ETZ 250
46	Steve BRIGDEN	2	3	7.29 miles	MZ ETZ 250
108	Ian KEEBLE	5	1	2.43 miles	MZ ETZ 250



BMCRC - MRO Championships 2020 - Rnd 4 @ Brands Hatch GP

Chilton Motors 250 MZ & G-Force MC Blue Haze GPF

RACE 15 - GRID (5 Laps)

ROW 14	42		41		40	67 Giles SPENCER				
ROW 13		39	22 Simon FINCH	38	95 Christopher ROGERS	37	35 Liam NEWMAN			
ROW 12	36	38 Chris PETTET	2:28.862	35	90 Steve PELLIS	2:25.735	34	566 Michael WILBY	2:23.475	
ROW 11		33	49 Andy MARKS	2:23.205	32	25 Jason HADLEY	2:22.921	31	93 Jamie DONALDSON	2:21.827
ROW 10	30	94 David RASHLEIGH	2:19.024	29	3 Max MAUD	2:18.707	28	46 Steve BRIGDEN	2:18.053	
ROW 9		27	6 Paul ANSELL	2:16.653	26	108 Ian KEEBLE	2:16.478	25	32 John ASHMEAD	2:13.270
ROW 8	24	56 Russell TURNER	2:13.072	23	96 Chris KENT	2:08.635	22	75 Peter WOODALL	2:06.924	
ROW 7		21	9 Gary HOWLETT	2:04.321	20	44 Robert DESSOY	2:03.865	19	85 Andrew WALES	2:03.824
ROW 6	18			17			16			
ROW 5		15			14			13		
ROW 4	12	199 Paul FIRTH		11	23 Tom CAUGHLIN		10	67 Mark BAILEY		
ROW 3		9	75 Steve HIGERTY		8	14 Mick PENNELL	2:22.251	7	33 Kieran LEWIS	2:13.926
ROW 2	6	26 Damian LEE	2:07.898	5	92 Derek CRIPPS	2:06.680	4	70 Andrew BURSCOUGH	2:02.393	
ROW 1		3	60 Daniel GOUGH	2:00.606	2	0 Paul TOLAND	2:00.417	1	4 Denis HALIL	1:57.353

Pole

Brands Hatch GP
 Circuit Length = 2.4332 miles

These results are provisional until the conclusion of any judicial and technical matters.

Clerk Of Course :	Steward :	Timekeeper :
-------------------	-----------	--------------

Results can be found at www.tsl-timing.com

Printed - 12:22 Sunday, 04 October 2020





BMCRC - MRO Championships 2020 - Rnd 4 @ Brands Hatch GP

Chilton Motors 250 MZ & G-Force MC Blue Haze GPF

RACE 15 - CLASSIFICATION

POS	NO	CL	PIC NAME	ENTRY	LAPS	TIME	GAP	DIFF	MPH	BEST	ON
1	70	GPF	1 Andrew BURSCOUGH	Yamaha YPVS 350 - Apollo/Merlin/Abbey/Martitaniu	5	10:05.895			72.28	1:59.679	2
2	60	GPF	2 Daniel GOUGH	Yamaha TZR 250 - G Force Motorcycles	5	10:08.450	2.555	2.555	71.98	2:00.619	3
3	26	GPF	3 Damian LEE	Yamaha TZR250 - Leed Autos	5	10:25.266	19.371	16.816	70.04	2:02.743	3
4	96		1 Chris KENT	MZ ETZ 250 - Buxton Powder Coating	5	11:07.259	1:01.364	41.993	65.64	2:04.685	5
5	44		2 Robert DESSOY	MZ ETZ 250 - Eastern Garage Racing	5	11:07.387	1:01.492	0.128	65.62	2:05.033	4
6	85		3 Andrew WALES	MZ ETZ 250 - Illuminated Design LTD	5	11:07.861	1:01.966	0.474	65.58	2:04.674	5
7	75		4 Peter WOODALL	MZ ETZ 250 - Core Projects Ltd	5	11:07.946	1:02.051	0.085	65.57	2:04.278	5
8	9		5 Gary HOWLETT	MZ TS250 - HS Racing	5	11:18.025	1:12.130	10.079	64.59	2:07.268	2
9	56		6 Russell TURNER	MZ ETZ 250 -	5	11:43.181	1:37.286	25.156	62.28	2:10.475	5
10	32		7 John ASHMEAD	MZ ETZ 250 -	5	11:44.143	1:38.248	0.962	62.20	2:11.837	5
11	3		8 Max MAUD	MZ ETZ 250 -	5	12:01.424	1:55.529	17.281	60.71	2:14.153	5
12	14	GPF	4 Mick PENNELL	Yamaha YPVS - Everquip Racing	5	12:15.216	2:09.321	13.792	59.57	2:24.573	2
13	22		9 Simon FINCH	MZ ETZ250 - BlueCloud Projects Ltd	5	12:20.439	2:14.544	5.223	59.15	2:18.012	2
14	108	R	1 Ian KEEBLE	MZ ETZ 250 -	5	12:26.769	2:20.874	6.330	58.65	2:20.611	3
15	6	R	2 Paul ANSELL	MZ ETZ 250 -	4	10:09.342	1 Lap	1 Lap	57.50	2:22.134	2
16	94		10 David RASHLEIGH	MZ ETZ 250 -	4	10:15.200	1 Lap	5.858	56.95	2:20.729	4
17	93		11 Jamie DONALDSON	MZ ETZ 250 - Chilton Motors	4	10:19.509	1 Lap	4.309	56.55	2:24.188	3
18	38		12 Chris PETTET	MZ ETZ 250 -	4	10:35.835	1 Lap	16.326	55.10	2:28.066	4

NOT CLASSIFIED

DNF	25	R	Jason HADLEY	MZ ETZ 250 -	1	3:02.781	4 Laps	3 Laps	47.92		
DNF	35		Liam NEWMAN	MZ ETZ 250 - Team newman racing	1	3:16.148	4 Laps	13.367	44.65		

FASTEST LAP

	70	GPF	Andrew BURSCOUGH	Yamaha YPVS 350 - Apollo/Merlin/Abbey/Martitaniu	2	1:59.679		73.19 mph		117.79 kph	
	75		Peter WOODALL	MZ ETZ 250 - Core Projects Ltd	5	2:04.278		70.48 mph		113.43 kph	
	108	R	Ian KEEBLE	MZ ETZ 250 -	3	2:20.611		62.29 mph		100.25 kph	

Class GPF - 92.5% of Race Speed = 66.85 mph

Class - 92.5% of Race Speed = 60.71 mph

Class R - 92.5% of Race Speed = 54.25 mph

Brands Hatch GP

Circuit Length = 2.4332 miles

Start: 16:08 Flag 16:18 End: 16:20

Weather / Track : Cloudy / Wet

These results are provisional until the conclusion of any judicial and technical matters.

Clerk Of Course :	Steward :	Timekeeper :
-------------------	-----------	--------------

Results can be found at www.tsl-timing.com

Printed - 16:22 Sunday, 04 October 2020



BMCRC - MRO Championships 2020 - Rnd 4 @ Brands Hatch GP

Chilton Motors 250 MZ & G-Force MC Blue Haze GPF

RACE 15 - LAP CHART

LAP 1 @ 16:10:26.633

NO	BEHIND	LAP TIME
70		2:01.704
60	2.944	2:04.648
26	6.525	2:08.229
14	25.642	2:27.346
44	42.565	2:44.269
9	42.753	2:44.457
85	42.856	2:44.560
75	43.612	2:45.316
96	43.800	2:45.504
56	50.858	2:52.562
32	50.950	2:52.654
108	56.814	2:58.518
3	58.017	2:59.721
6	58.121	2:59.825
22	58.452	3:00.156
25	1:01.077	3:02.781
93	1:03.247	3:04.951
94	1:04.152	3:05.856
38	1:07.902	3:09.606
35	1:14.444	3:16.148

LAP 2 @ 16:12:26.312

NO	BEHIND	LAP TIME
70		1:59.679
60	4.296	2:01.031
26	11.715	2:04.869
44	50.090	2:07.204
9	50.342	2:07.268
96	50.442	2:06.321
14	50.536	2:24.573
85	50.756	2:07.579
75	51.248	2:07.315
32	1:04.131	2:12.860
56	1:04.255	2:13.076
3	1:14.469	2:16.131
22	1:16.785	2:18.012
108	1:17.799	2:20.664
6	1:20.576	2:22.134
94	1:28.504	2:24.031
93	1:28.673	2:25.105
38	1:37.155	2:28.932

LAP 3 @ 16:14:26.739

NO	BEHIND	LAP TIME
70		2:00.427
60	4.488	2:00.619
26	14.031	2:02.743
96	54.805	2:04.790
44	55.396	2:05.733
85	56.037	2:05.708
75	57.115	2:06.294
9	57.548	2:07.633
32	1:16.845	2:13.141
56	1:19.129	2:15.301
14	1:19.422	2:29.313
3	1:29.301	2:15.259
22	1:35.748	2:19.390
108	1:37.983	2:20.611
6	1:44.670	2:24.521
93	1:52.434	2:24.188
94	1:52.661	2:24.584

LAP 4 @ 16:16:27.806

NO	BEHIND	LAP TIME
70		2:01.067
60	4.774	2:01.353
38	1 Lap	2:29.231
26	16.105	2:03.141
44	59.362	2:05.033
96	59.697	2:05.959
85	1:00.310	2:05.340
75	1:00.791	2:04.743
9	1:05.364	2:08.883
32	1:29.429	2:13.651
56	1:29.829	2:11.767
3	1:44.394	2:16.160
14	1:46.332	2:27.977
22	1:54.474	2:19.793
108	1:59.078	2:22.162

LAP 5 @ 16:18:30.824

NO	BEHIND	LAP TIME
70		2:03.018
60	2.555	2:00.799
6	1 Lap	2:22.862
94	1 Lap	2:20.729
93	1 Lap	2:25.265
26	19.371	2:06.284
38	1 Lap	2:28.066
96	1:01.364	2:04.685
44	1:01.492	2:05.148
85	1:01.966	2:04.674
75	1:02.051	2:04.278
9	1:12.130	2:09.784
56	1:37.286	2:10.475
32	1:38.248	2:11.837
3	1:55.529	2:14.153
14	2:09.321	2:26.007
22	2:14.544	2:23.088
108	2:20.874	2:24.814

Weather / Track : Cloudy / Wet

Results can be found at www.tsl-timing.com

Brands Hatch GP

Circuit Length = 2.4332 miles

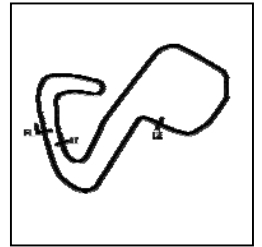
Start: 16:08 Flag 16:18 End: 16:20

Printed - 16:23 Sunday, 04 October 2020

BMCRC - MRO Championships 2020 - Rnd 4 @ Brands Hatch GP

Chilton Motors 250 MZ & G-Force MC Blue Haze GPF

RACE 15 - SECTOR ANALYSIS



SECTOR 1 = FL to I1, SECTOR 2 = I1 to I2, SECTOR 3 = I2 to FL, DIFF = Difference To Personal Best Lap, P = Crossed Finish Line in Pit Lane, D = Time Disallowed

P1 70 GPF		Andrew BURSCOUGH		Yamaha YPVS 350 - Apollo/Merlin/Abbey/Martitanium			
IDEAL LAP TIME : 1:59.313		BEST LAP TIME : 1:59.679		DIFFERENCE : 0.366			
LAP	SECTOR 1	SECTOR 2	SECTOR 3	LAP TIME	MPH	DIFF	TIME OF DAY
1 -			27.637	2:01.704	71.97	2.025	16:10:26.633
2 -	37.726	54.339	27.614	1:59.679 (1)	73.19		16:12:26.312
3 -	38.710	53.973	27.744	2:00.427 (2)	72.73	0.748	16:14:26.739
4 -	38.561	54.597	27.909	2:01.067 (3)	72.35	1.388	16:16:27.806
5 -	38.519	55.850	28.649	2:03.018	71.20	3.339	16:18:30.824

P2 60 GPF		Daniel GOUGH		Yamaha TZR 250 - G Force Motorcycles			
IDEAL LAP TIME : 2:00.385		BEST LAP TIME : 2:00.619		DIFFERENCE : 0.234			
LAP	SECTOR 1	SECTOR 2	SECTOR 3	LAP TIME	MPH	DIFF	TIME OF DAY
1 -			28.729	2:04.648	70.27	4.029	16:10:29.577
2 -	37.997	54.299	28.735	2:01.031 (3)	72.37	0.412	16:12:30.608
3 -	38.060	54.097	28.462	2:00.619 (1)	72.62		16:14:31.227
4 -	38.567	54.257	28.529	2:01.353	72.18	0.734	16:16:32.580
5 -	37.826	54.129	28.844	2:00.799 (2)	72.51	0.180	16:18:33.379

P3 26 GPF		Damian LEE		Yamaha TZR250 - Leed Autos			
IDEAL LAP TIME : 2:02.179		BEST LAP TIME : 2:02.743		DIFFERENCE : 0.564			
LAP	SECTOR 1	SECTOR 2	SECTOR 3	LAP TIME	MPH	DIFF	TIME OF DAY
1 -			28.813	2:08.229	68.31	5.486	16:10:33.158
2 -	40.044	55.895	28.930	2:04.869 (3)	70.15	2.126	16:12:38.027
3 -	39.458	54.732	28.553	2:02.743 (1)	71.36		16:14:40.770
4 -	38.894	55.599	28.648	2:03.141 (2)	71.13	0.398	16:16:43.911
5 -	39.809	57.701	28.774	2:06.284	69.36	3.541	16:18:50.195

P4 96		Chris KENT		MZ ETZ 250 - Buxton Powder Coating			
IDEAL LAP TIME : 2:04.285		BEST LAP TIME : 2:04.685		DIFFERENCE : 0.400			
LAP	SECTOR 1	SECTOR 2	SECTOR 3	LAP TIME	MPH	DIFF	TIME OF DAY
1 -		57.160	30.102	2:45.504	52.92	40.819	16:11:10.433
2 -	39.552	56.787	29.982	2:06.321	69.34	1.636	16:13:16.754
3 -	39.006	55.962	29.822	2:04.790 (2)	70.19	0.105	16:15:21.544
4 -	39.672	56.550	29.737	2:05.959 (3)	69.54	1.274	16:17:27.503
5 -	39.187	56.181	29.317	2:04.685 (1)	70.25		16:19:32.188

P5 44		Robert DESOY		MZ ETZ 250 - Eastern Garage Racing			
IDEAL LAP TIME : 2:04.790		BEST LAP TIME : 2:05.033		DIFFERENCE : 0.243			
LAP	SECTOR 1	SECTOR 2	SECTOR 3	LAP TIME	MPH	DIFF	TIME OF DAY
1 -		57.514	30.511	2:44.269	53.32	39.236	16:11:09.198
2 -	39.580	57.361	30.263	2:07.204	68.86	2.171	16:13:16.402
3 -	39.302	56.835	29.596	2:05.733 (3)	69.67	0.700	16:15:22.135
4 -	39.137	56.184	29.712	2:05.033 (1)	70.06		16:17:27.168
5 -	39.010	56.359	29.779	2:05.148 (2)	69.99	0.115	16:19:32.316

P6 85		Andrew WALES		MZ ETZ 250 - Illuminated Design LTD			
IDEAL LAP TIME : 2:04.674		BEST LAP TIME : 2:04.674		DIFFERENCE : 0.000			
LAP	SECTOR 1	SECTOR 2	SECTOR 3	LAP TIME	MPH	DIFF	TIME OF DAY
1 -		57.262	30.168	2:44.560	53.23	39.886	16:11:09.489
2 -	39.933	57.319	30.327	2:07.579	68.66	2.905	16:13:17.068
3 -	39.668	56.272	29.768	2:05.708 (3)	69.68	1.034	16:15:22.776
4 -	39.368	56.332	29.640	2:05.340 (2)	69.88	0.666	16:17:28.116
5 -	38.872	56.195	29.607	2:04.674 (1)	70.26		16:19:32.790

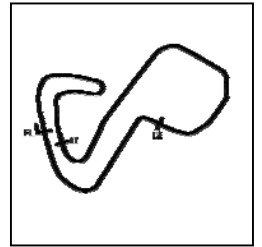
Weather / Track : Cloudy / Wet

Brands Hatch GP
Circuit Length = 2.4332 miles
Start: 16:08 Flag 16:18 End: 16:20

BMCRC - MRO Championships 2020 - Rnd 4 @ Brands Hatch GP

Chilton Motors 250 MZ & G-Force MC Blue Haze GPF

RACE 15 - SECTOR ANALYSIS



SECTOR 1 = FL to I1, SECTOR 2 = I1 to I2, SECTOR 3 = I2 to FL, DIFF = Difference To Personal Best Lap, P = Crossed Finish Line in Pit Lane, D = Time Disallowed

P7 75		Peter WOODALL		MZ ETZ 250 - Core Projects Ltd			
IDEAL LAP TIME : 2:04.278		BEST LAP TIME : 2:04.278		DIFFERENCE : 0.000			
LAP	SECTOR 1	SECTOR 2	SECTOR 3	LAP TIME	MPH	DIFF	TIME OF DAY
1 -		57.453	30.253	2:45.316	52.98	41.038	16:11:10.245
2 -	40.127	57.203	29.985	2:07.315	68.80	3.037	16:13:17.560
3 -	39.826	56.608	29.860	2:06.294 (3)	69.36	2.016	16:15:23.854
4 -	38.952	56.196	29.595	2:04.743 (2)	70.22	0.465	16:17:28.597
5 -	38.829	55.982	29.467	2:04.278 (1)	70.48		16:19:32.875

P8 9		Gary HOWLETT		MZ TS250 - HS Racing			
IDEAL LAP TIME : 2:06.974		BEST LAP TIME : 2:07.268		DIFFERENCE : 0.294			
LAP	SECTOR 1	SECTOR 2	SECTOR 3	LAP TIME	MPH	DIFF	TIME OF DAY
1 -		57.351	30.397	2:44.457	53.26	37.189	16:11:09.386
2 -	39.791	57.202	30.275	2:07.268 (1)	68.82		16:13:16.654
3 -	39.776	56.923	30.934	2:07.633 (2)	68.63	0.365	16:15:24.287
4 -	39.950	57.457	31.476	2:08.883 (3)	67.96	1.615	16:17:33.170
5 -	40.240	57.607	31.937	2:09.784	67.49	2.516	16:19:42.954

P9 56		Russell TURNER		MZ ETZ 250 -			
IDEAL LAP TIME : 2:10.184		BEST LAP TIME : 2:10.475		DIFFERENCE : 0.291			
LAP	SECTOR 1	SECTOR 2	SECTOR 3	LAP TIME	MPH	DIFF	TIME OF DAY
1 -		1:00.820	31.764	2:52.562	50.76	42.087	16:11:17.491
2 -	40.975	1:00.233	31.868	2:13.076 (3)	65.82	2.601	16:13:30.567
3 -	42.052	1:01.104	32.145	2:15.301	64.74	4.826	16:15:45.868
4 -	41.832	59.247	30.688	2:11.767 (2)	66.47	1.292	16:17:57.635
5 -	41.266	58.753	30.456	2:10.475 (1)	67.13		16:20:08.110

P10 32		John ASHMEAD		MZ ETZ 250 -			
IDEAL LAP TIME : 2:11.837		BEST LAP TIME : 2:11.837		DIFFERENCE : 0.000			
LAP	SECTOR 1	SECTOR 2	SECTOR 3	LAP TIME	MPH	DIFF	TIME OF DAY
1 -		1:01.199	31.448	2:52.654	50.73	40.817	16:11:17.583
2 -	41.495	59.931	31.434	2:12.860 (2)	65.93	1.023	16:13:30.443
3 -	41.810	59.835	31.496	2:13.141 (3)	65.79	1.304	16:15:43.584
4 -	41.606	1:00.725	31.320	2:13.651	65.54	1.814	16:17:57.235
5 -	41.299	59.588	30.950	2:11.837 (1)	66.44		16:20:09.072

P11 3		Max MAUD		MZ ETZ 250 -			
IDEAL LAP TIME : 2:14.153		BEST LAP TIME : 2:14.153		DIFFERENCE : 0.000			
LAP	SECTOR 1	SECTOR 2	SECTOR 3	LAP TIME	MPH	DIFF	TIME OF DAY
1 -		1:04.290	32.162	2:59.721	48.74	45.568	16:11:24.650
2 -	42.169	1:01.507	32.455	2:16.131 (3)	64.34	1.978	16:13:40.781
3 -	41.886	1:01.444	31.929	2:15.259 (2)	64.76	1.106	16:15:56.040
4 -	42.031	1:01.886	32.243	2:16.160	64.33	2.007	16:18:12.200
5 -	41.592	1:00.672	31.889	2:14.153 (1)	65.29		16:20:26.353

P12 14 GPF		Mick PENNELL		Yamaha YPVS - Everquip Racing			
IDEAL LAP TIME : 2:23.651		BEST LAP TIME : 2:24.573		DIFFERENCE : 0.922			
LAP	SECTOR 1	SECTOR 2	SECTOR 3	LAP TIME	MPH	DIFF	TIME OF DAY
1 -		1:04.823	32.737	2:27.346	59.45	2.773	16:10:52.275
2 -	46.374	1:04.540	33.659	2:24.573 (1)	60.59		16:13:16.848
3 -	48.875	1:05.676	34.762	2:29.313	58.66	4.740	16:15:46.161
4 -	47.013	1:07.309	33.655	2:27.977 (3)	59.19	3.404	16:18:14.138
5 -	46.792	1:05.504	33.711	2:26.007 (2)	59.99	1.434	16:20:40.145

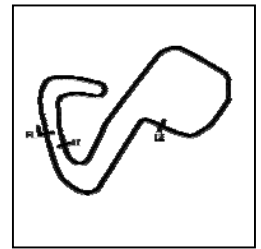
Weather / Track : Cloudy / Wet

Brands Hatch GP
Circuit Length = 2.4332 miles
Start: 16:08 Flag 16:18 End: 16:20

BMCRC - MRO Championships 2020 - Rnd 4 @ Brands Hatch GP

Chilton Motors 250 MZ & G-Force MC Blue Haze GPF

RACE 15 - SECTOR ANALYSIS



SECTOR 1 = FL to I1, SECTOR 2 = I1 to I2, SECTOR 3 = I2 to FL, DIFF = Difference To Personal Best Lap, P = Crossed Finish Line in Pit Lane, D = Time Disallowed

P13 22		Simon FINCH		MZ ETZ250 - BlueCloud Projects Ltd			
IDEAL LAP TIME : 2:17.529		BEST LAP TIME : 2:18.012		DIFFERENCE : 0.483			
LAP	SECTOR 1	SECTOR 2	SECTOR 3	LAP TIME	MPH	DIFF	TIME OF DAY
1 -		1:04.425	32.314	3:00.156	48.62	42.144	16:11:25.085
2 -	43.356	1:02.031	32.625	2:18.012 (1)	63.47		16:13:43.097
3 -	43.184	1:03.270	32.936	2:19.390 (2)	62.84	1.378	16:16:02.487
4 -	43.758	1:02.869	33.166	2:19.793 (3)	62.66	1.781	16:18:22.280
5 -	44.979	1:03.961	34.148	2:23.088	61.21	5.076	16:20:45.368

P14 108 R		Ian KEEBLE		MZ ETZ 250 -			
IDEAL LAP TIME : 2:20.002		BEST LAP TIME : 2:20.611		DIFFERENCE : 0.609			
LAP	SECTOR 1	SECTOR 2	SECTOR 3	LAP TIME	MPH	DIFF	TIME OF DAY
1 -		1:03.996	32.566	2:58.518	49.06	37.907	16:11:23.447
2 -	44.288	1:03.903	32.473	2:20.664 (2)	62.27	0.053	16:13:44.111
3 -	43.626	1:04.022	32.963	2:20.611 (1)	62.29		16:16:04.722
4 -	44.420	1:04.441	33.301	2:22.162 (3)	61.61	1.551	16:18:26.884
5 -	45.285	1:05.660	33.869	2:24.814	60.49	4.203	16:20:51.698

P15 6 R		Paul ANSELL		MZ ETZ 250 -			
IDEAL LAP TIME : 2:20.941		BEST LAP TIME : 2:22.134		DIFFERENCE : 1.193			
LAP	SECTOR 1	SECTOR 2	SECTOR 3	LAP TIME	MPH	DIFF	TIME OF DAY
1 -		1:04.474	32.772	2:59.825	48.71	37.691	16:11:24.754
2 -	44.024	1:05.408	32.702	2:22.134 (1)	61.63		16:13:46.888
3 -	44.686	1:06.383	33.452	2:24.521 (3)	60.61	2.387	16:16:11.409
4 -	44.881	1:05.538	32.443	2:22.862 (2)	61.31	0.728	16:18:34.271

P16 94		David RASHLEIGH		MZ ETZ 250 -			
IDEAL LAP TIME : 2:20.729		BEST LAP TIME : 2:20.729		DIFFERENCE : 0.000			
LAP	SECTOR 1	SECTOR 2	SECTOR 3	LAP TIME	MPH	DIFF	TIME OF DAY
1 -		1:05.554	33.631	3:05.856	47.13	45.127	16:11:30.785
2 -	46.514	1:04.502	33.015	2:24.031 (2)	60.81	3.302	16:13:54.816
3 -	47.177	1:04.553	32.854	2:24.584 (3)	60.58	3.855	16:16:19.400
4 -	45.750	1:02.721	32.258	2:20.729 (1)	62.24		16:18:40.129

P17 93		Jamie DONALDSON		MZ ETZ 250 - Chilton Motors			
IDEAL LAP TIME : 2:23.576		BEST LAP TIME : 2:24.188		DIFFERENCE : 0.612			
LAP	SECTOR 1	SECTOR 2	SECTOR 3	LAP TIME	MPH	DIFF	TIME OF DAY
1 -		1:05.410	33.563	3:04.951	47.36	40.763	16:11:29.880
2 -	45.434	1:05.825	33.846	2:25.105 (2)	60.36	0.917	16:13:54.985
3 -	46.046	1:04.860	33.282	2:24.188 (1)	60.75		16:16:19.173
4 -	46.260	1:04.987	34.018	2:25.265 (3)	60.30	1.077	16:18:44.438

P18 38		Chris PETTET		MZ ETZ 250 -			
IDEAL LAP TIME : 2:27.370		BEST LAP TIME : 2:28.066		DIFFERENCE : 0.696			
LAP	SECTOR 1	SECTOR 2	SECTOR 3	LAP TIME	MPH	DIFF	TIME OF DAY
1 -		1:08.373	34.063	3:09.606	46.20	41.540	16:11:34.535
2 -	46.640	1:06.667	35.625	2:28.932 (2)	58.81	0.866	16:14:03.467
3 -	46.962	1:07.054	35.215	2:29.231 (3)	58.69	1.165	16:16:32.698
4 -	46.850	1:07.087	34.129	2:28.066 (1)	59.16		16:19:00.764

P19 25 R		Jason HADLEY		MZ ETZ 250 -			
IDEAL LAP TIME : 2:22.263		BEST LAP TIME :		DIFFERENCE :			
LAP	SECTOR 1	SECTOR 2	SECTOR 3	LAP TIME	MPH	DIFF	TIME OF DAY
1 -		1:04.907	33.147	3:02.781	47.92		16:11:27.710

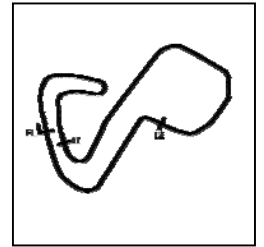
Weather / Track : Cloudy / Wet

Brands Hatch GP
Circuit Length = 2.4332 miles
Start: 16:08 Flag 16:18 End: 16:20

BMCRC - MRO Championships 2020 - Rnd 4 @ Brands Hatch GP

Chilton Motors 250 MZ & G-Force MC Blue Haze GPF

RACE 15 - SECTOR ANALYSIS



SECTOR 1 = FL to I1, SECTOR 2 = I1 to I2, SECTOR 3 = I2 to FL, DIFF = Difference To Personal Best Lap, P = Crossed Finish Line in Pit Lane, D = Time Disallowed

P20	35	Liam NEWMAN	MZ ETZ 250 - Team newman racing				
IDEAL LAP TIME : 2:40.297		BEST LAP TIME :		DIFFERENCE :			
LAP	SECTOR 1	SECTOR 2	SECTOR 3	LAP TIME	MPH	DIFF	TIME OF DAY
1 -		1:07.731	39.754	3:16.148	44.65		16:11:41.077

Weather / Track : Cloudy / Wet

Results can be found at www.tsl-timing.com

Page 4 of 4

Brands Hatch GP
Circuit Length = 2.4332 miles
Start: 16:08 Flag 16:18 End: 16:20
Printed - 16:23 Sunday, 04 October 2020

BMCRC - MRO Championships 2020 - Rnd 4 @ Brands Hatch GP

Chilton Motors 250 MZ & G-Force MC Blue Haze GPF

RACE 15 - BEST SECTORS

SECTOR 1			SECTOR 2			SECTOR 3			IDEAL / BEST COMPARISON						
POS	NO	NAME	TIME	NO	NAME	TIME	NO	NAME	TIME	POS	NO	NAME	IDEAL	BEST	DIFF
													PERFECT LAP	1:59.313	
1	70	BURSCOUGH	37.726	70	BURSCOUGH	53.973	70	BURSCOUGH	27.614	1	70	BURSCOUGH	1:59.313	1:59.679	0.366
2	60	GOUGH	37.826	60	GOUGH	54.097	60	GOUGH	28.462	2	60	GOUGH	2:00.385	2:00.619	0.234
3	75	WOODALL	38.829	26	LEE	54.732	26	LEE	28.553	3	26	LEE	2:02.179	2:02.743	0.564
4	85	WALES	38.872	96	KENT	55.962	96	KENT	29.317	4	75	WOODALL	2:04.278	2:04.278	0.000
5	26	LEE	38.894	75	WOODALL	55.982	75	WOODALL	29.467	5	96	KENT	2:04.285	2:04.685	0.400
6	96	KENT	39.006	44	DESSOY	56.184	44	DESSOY	29.596	6	85	WALES	2:04.674	2:04.674	0.000
7	44	DESSOY	39.010	85	WALES	56.195	85	WALES	29.607	7	44	DESSOY	2:04.790	2:05.033	0.243
8	9	HOWLETT	39.776	9	HOWLETT	56.923	9	HOWLETT	30.275	8	9	HOWLETT	2:06.974	2:07.268	0.294
9	56	TURNER	40.975	56	TURNER	58.753	56	TURNER	30.456	9	56	TURNER	2:10.184	2:10.475	0.291
10	32	ASHMEAD	41.299	32	ASHMEAD	59.588	32	ASHMEAD	30.950	10	32	ASHMEAD	2:11.837	2:11.837	0.000
11	3	MAUD	41.592	3	MAUD	1:00.672	3	MAUD	31.889	11	3	MAUD	2:14.153	2:14.153	0.000
12	22	FINCH	43.184	22	FINCH	1:02.031	94	RASHLEIGH	32.258	12	22	FINCH	2:17.529	2:18.012	0.483
13	108	KEEBLE	43.626	94	RASHLEIGH	1:02.721	22	FINCH	32.314	13	108	KEEBLE	2:20.002	2:20.611	0.609
14	6	ANSELL	44.024	108	KEEBLE	1:03.903	6	ANSELL	32.443	14	94	RASHLEIGH	2:20.729	2:20.729	0.000
15	25	HADLEY	44.209	6	ANSELL	1:04.474	108	KEEBLE	32.473	15	6	ANSELL	2:20.941	2:22.134	1.193
16	93	DONALDSON	45.434	14	PENNELL	1:04.540	14	PENNELL	32.737	16	25	HADLEY	2:22.263		
17	94	RASHLEIGH	45.750	93	DONALDSON	1:04.860	25	HADLEY	33.147	17	93	DONALDSON	2:23.576	2:24.188	0.612
18	14	PENNELL	46.374	25	HADLEY	1:04.907	93	DONALDSON	33.282	18	14	PENNELL	2:23.651	2:24.573	0.922
19	38	PETTET	46.640	38	PETTET	1:06.667	38	PETTET	34.063	19	38	PETTET	2:27.370	2:28.066	0.696
20	35	NEWMAN	52.812	35	NEWMAN	1:07.731	35	NEWMAN	39.754	20	35	NEWMAN	2:40.297		

Weather / Track : Cloudy / Wet

Results can be found at www.tsl-timing.com

Brands Hatch GP

Circuit Length = 2.4332 miles

Start: 16:08 Flag 16:18 End: 16:20

Printed - 16:23 Sunday, 04 October 2020

BMCRC - MRO Championships 2020 - Rnd 4 @ Brands Hatch GP

Chilton Motors 250 MZ & G-Force MC Blue Haze GPF

RACE 15 - STATISTICS

Competitors Started 20
Planned Start 2020-10-04 @ 15:40:00.000
Actual Start 2020-10-04 @ 16:08:24.928
Finish Time 2020-10-04 @ 16:18:30.823
Track Length 2.4332mi.
Total Laps 88
Total Distance Covered 214.1294mi.

Session Fastest Lap History

NO	CL	NAME	LAP TIME	TIME OF DAY	LAP	VEHICLE
70	GPF	Andrew BURSCOUGH	1:59.679	16:12:26.328	2	Yamaha YPVS 350

Session Leader History

NO	CL	NAME	FROM LAP	LAPS LED	DISTANCE	VEHICLE
70	GPF	Andrew BURSCOUGH	1	5	12.16 miles	Yamaha YPVS 350

Flag History

TYPE	TIME OF DAY
GREEN	16:08:24.928
FINISH	16:18:30.823

Flag Statistics

TYPE	COUNT	TOTAL LAPS	TOTAL TIME
Green	1	5	12:31.826
Red	0	0	0.000
Safety Car	0	0	0.000
FCY	0	0	0.000

BMCRC - MRO Championships 2020 - Rnd 4 @ Brands Hatch GP

Chilton Motors 250 MZ & G-Force MC Blue Haze GPF

RACE 15 - STATISTICS

CLASS :

13 Starters

Fastest Lap History

NO	NAME	LAP TIME	TIME OF DAY	LAP	VEHICLE
44	Robert DESSOY	2:07.204	16:13:16.435	2	MZ ETZ 250
96	Chris KENT	2:06.321	16:13:16.771	2	MZ ETZ 250
96	Chris KENT	2:04.790	16:15:21.561	3	MZ ETZ 250
75	Peter WOODALL	2:04.743	16:17:28.609	4	MZ ETZ 250
96	Chris KENT	2:04.685	16:19:32.206	5	MZ ETZ 250
85	Andrew WALES	2:04.674	16:19:32.822	5	MZ ETZ 250
75	Peter WOODALL	2:04.278	16:19:32.859	5	MZ ETZ 250

Leader History

NO	NAME	FROM LAP	LAPS LED	DISTANCE	VEHICLE
44	Robert DESSOY	1	2	4.86 miles	MZ ETZ 250
96	Chris KENT	3	1	2.43 miles	MZ ETZ 250
44	Robert DESSOY	4	1	2.43 miles	MZ ETZ 250
96	Chris KENT	5	1	2.43 miles	MZ ETZ 250

BMCRC - MRO Championships 2020 - Rnd 4 @ Brands Hatch GP

Chilton Motors 250 MZ & G-Force MC Blue Haze GPF

RACE 15 - STATISTICS

CLASS : R

3 Starters

Fastest Lap History

NO	NAME	LAP TIME	TIME OF DAY	LAP	VEHICLE
108	Ian KEEBLE	2:20.664	16:13:44.145	2	MZ ETZ 250
108	Ian KEEBLE	2:20.611	16:16:04.756	3	MZ ETZ 250

Leader History

NO	NAME	FROM LAP	LAPS LED	DISTANCE	VEHICLE
108	Ian KEEBLE	1	5	12.16 miles	MZ ETZ 250

BMCRC - MRO Championships 2020 - Rnd 4 @ Brands Hatch GP

Chilton Motors 250 MZ & G-Force MC Blue Haze GPF

RACE 15 - STATISTICS

CLASS : GPF

4 Starters

Fastest Lap History

NO	NAME	LAP TIME	TIME OF DAY	LAP	VEHICLE
70	Andrew BURSCOUGH	1:59.679	16:12:26.328	2	Yamaha YPVS 350

Leader History

NO	NAME	FROM LAP	LAPS LED	DISTANCE	VEHICLE
70	Andrew BURSCOUGH	1	5	12.16 miles	Yamaha YPVS 350

BMCRC-MRO Championships 2020



EDiasia FORMULA 400 & G FORCE BLUE HAZE GP

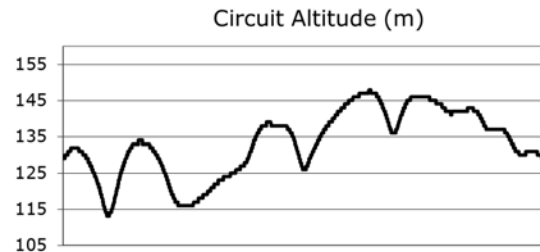
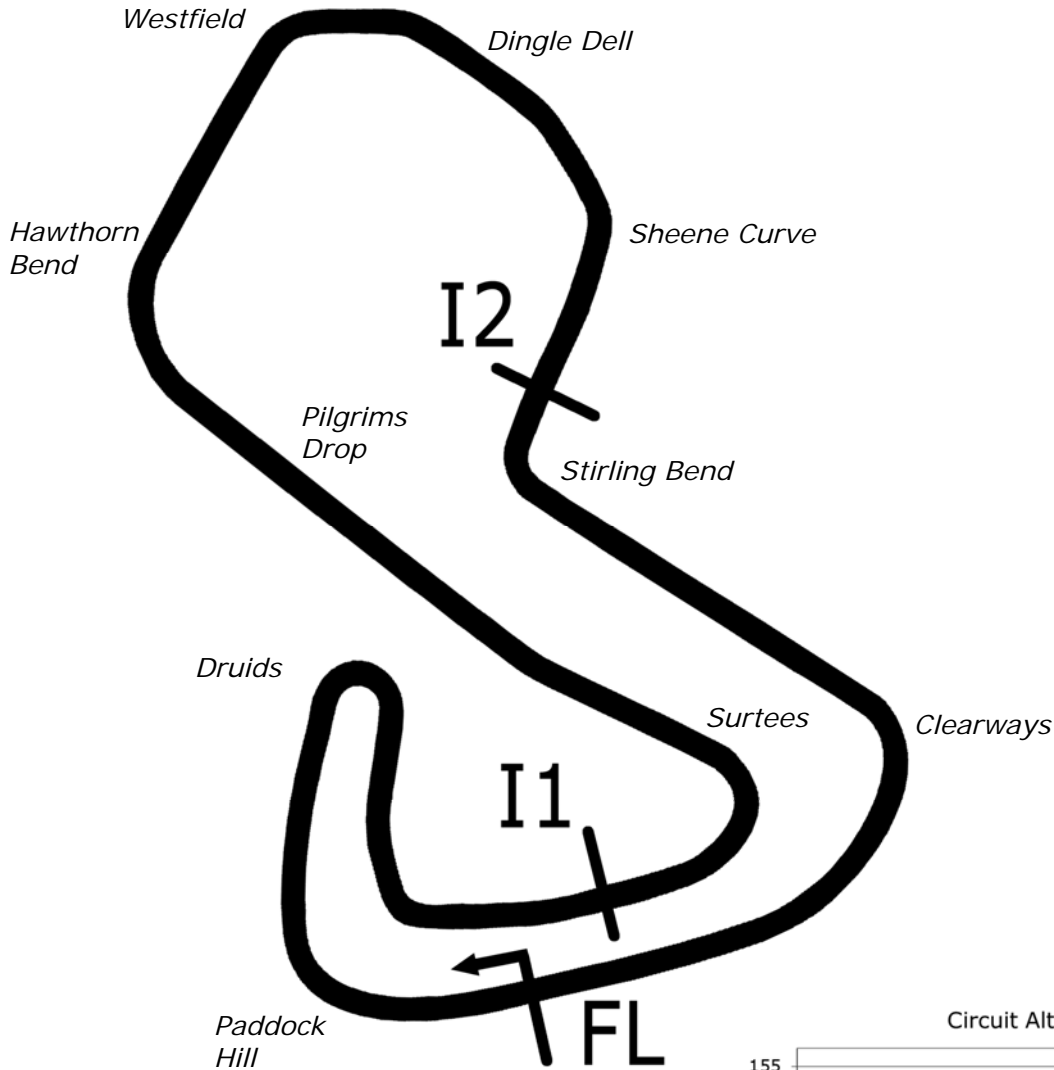
Brands Hatch GP Circuit

3rd / 4th October 2020



Results Provided by Timing Solutions Ltd
www.tsl-timing.com

Brands Hatch GP



Length	2.4332 miles	3916.0 m	
FL		51.36032 N	0.26032 E
I1	1116m	51.35934 N	0.25955 E
I2	2928m	51.35532 N	0.26250 E
Pit Entry	3646m	51.35911 N	0.25743 E
Pit Exit	26m after FL	51.36027 N	0.26078 E
Pit Entry-Pit Exit 277m, 16.6s @60kph, 12.4s @80kph			

All results available at www.tsl-timing.com

BMCRC - MRO Championships 2020 - Rnd 4 @ Brands Hatch GP



EDlasia Formula 400 & G-Force MC Blue Haze

QUALIFYING - CLASSIFICATION

POS	NO	CL	PIC NAME	ENTRY	TIME	ON	LAPS	GAP	DIFF	MPH
1	14*		1 Chris BURRAGE	Kawasaki ZXR 400 - Seton tuning, RD racing, Elgar brotl	1:48.611	5	5			80.65
2	191		2 James SEATH	Kawasaki ZXR400 L9 - Ovenden Earthmoving	1:57.596	5	5	8.985	8.985	74.49
3	22*	GP	1 Rik BALLERINI	Yamaha SPONDON TZ250 - SCLS LTD, ZX1 XXTRALUI	1:57.693	5	5	9.082	0.097	74.42
4	168	GP	2 Michael RUSSELL	Yamaha TZ 250 -	1:57.979	4	5	9.368	0.286	74.24
5	85		3 James ROBINSON	Kawasaki ZXR400 - claire palastanga ceramics	2:00.259	3	5	11.648	2.280	72.84
6	257	GP	3 Liam McCARTER	Yamaha TZ -	2:00.629	5	5	12.018	0.370	72.61
7	52		4 Gary JARMAN	Kawasaki ZXR 400 -	2:00.967	5	5	12.356	0.338	72.41
8	4	GPF	1 Denis HALIL	Yamaha TZR - D & A AUTOS	2:00.978	3	5	12.367	0.011	72.40
9	0	GPF	2 Paul TOLAND	Yamaha 350 - Kippers keys	2:01.002	1	5	12.391	0.024	72.39
10	26		5 Lydia THOMPSON	Kawasaki ZXR400 - Flintstone Racing - David Simons Tu	2:01.633	5	5	13.022	0.631	72.01
11	351	S	1 Sam DIGBY-BAKER	Kawasaki ZXR400 -	2:01.869	4	5	13.258	0.236	71.87
12	176	GP	4 Jonathan STAMPER	Yamaha TZ250 -	2:02.067	2	5	13.456	0.198	71.76
13	157	S	2 Geoff MOOK	Yamaha TZR 250 -	2:02.072	4	5	13.461	0.005	71.75
14	76	GP	5 Mark HENRYS	Honda RS250R - www.northernlight-uk.com	2:02.167	3	5	13.556	0.095	71.70
15	3	GP	6 Tom BARRETT	Honda RS250 - RGV Workshop	2:02.852	4	4	14.241	0.685	71.30
16	11	GP	7 Gael MACHARD	Yamaha 250 TZ 4DP -	2:02.880	4	5	14.269	0.028	71.28
17	70	GPF	3 Andrew BURSCOUGH	Yamaha YPVS 350 - Apollo/Merlin/Abbey/Martitanium	2:03.520	3	5	14.909	0.640	70.91
18	51	GP	8 Kevin WHOLEY	Yamaha TZ 250 -	2:03.635	4	5	15.024	0.115	70.85
19	48		6 Richie WELSH	Yamaha FZR 400 RRSP - EDEN'S BABY EXPERIENCE:	2:03.646	2	5	15.035	0.011	70.84
20	57		7 Paul FISHER	Kawasaki ZXR400 -	2:03.688	5	5	15.077	0.042	70.82
21	92	GPF	4 Derek CRIPPS	Yamaha TZR250 - Kelly Cripps	2:03.690	4	5	15.079	0.002	70.82
22	60	GPF	5 Daniel GOUGH	Yamaha TZR 250 - G Force Motorcycles	2:04.822	5	5	16.211	1.132	70.17
23	45		8 Mark THOMPSON	Kawasaki ZXR400 - Flintstone Tyres / David Simon Tunin	2:05.644	4	5	17.033	0.822	69.71
24	122	GP	9 Dave HAMPVIEK	Yamaha TZ250 4DP - NW Roofing London Ltd	2:06.152	5	5	17.541	0.508	69.43
25	64	GP	10 Phil ELLIS	Yamaha TZ250B -	2:06.815	5	5	18.204	0.663	69.07
26	75	GPF	6 Steve HIGERTY	Yamaha TZR250 - Cambridge Motorcycles	2:10.922	2	2	22.311	4.107	66.90
27	47		9 Allan CLARK	Kawasaki ZXR400 - A Clark & Sons Builders	2:10.950	2	4	22.339	0.028	66.89
28	33	GPF	7 Kieran LEWIS	Yamaha TZR250 - Controls For Doors Ltd/ G Force Moto	2:11.159	1	3	22.548	0.209	66.78
29	42	GP	11 Sian BROOKS	Honda RS125 - Spyre Ltd	2:12.876	5	5	24.265	1.717	65.92
30	75	R	1 Gary FRASER	Kawasaki ZXR 400 -	2:15.814	5	5	27.203	2.938	64.49
31	23	GPF	1 Tom CAUGHLIN	Honda NSR250 -	2:16.380	2	4	27.769	0.566	64.23
32	199	GPF	9 Paul FIRTH	Kawasaki KR1S -	2:16.413	2	3	27.802	0.033	64.21
33	8	GP	12 Phil ATKINSON	Yamaha TZ350 - Rose mot centre	2:16.879	2	2	28.268	0.466	63.99
34	21	GP	13 Stuart THURTL	Yamaha TZ250B 3YL - TeamTortoise Racing	2:17.383	2	4	28.772	0.504	63.76
35	155	GP	14 Roy CHAPMAN	Yamaha TZ350 - Self	2:19.142	2	4	30.531	1.759	62.95
36	67	GPF	10 Mark BAILEY	Yamaha TZR250 - Gforce motorcycles	2:19.360	1	4	30.749	0.218	62.85
37	34	GP	15 Vince CUNDLE	Yamaha TZ350G BSR - FONDECA	2:19.451	4	4	30.840	0.091	62.81
38	7	GP	16 Ewan HAMILTON	Yamaha TZ - Me myself and I	2:20.258	1	4	31.647	0.807	62.45
39	2	GP	17 Nick BEDFORD	Yamaha TZ350 - Banx Race Paint	2:24.811	1	4	36.200	4.553	60.49
40	32	R	2 Leuan COOKE	Kawasaki ZXR 400 -	2:29.293	2	4	40.682	4.482	58.67
41	147	GP	18 John HANNAFORD	Yamaha TZ350D -	2:31.463	1	4	42.852	2.170	57.83
42	14	GPF	11 Mick PENNELL	Yamaha YPVS - Everquip Racing	3:18.137	1	1	1:29.526	46.674	44.21
43	53	GP	19 Mark WHITING	Yamaha TZ250 - Mark whiting			0			

* Bike 14 - No working transponder fitted

* Bike 22 - Poor signal from transponder

Brands Hatch GP

Circuit Length = 2.4332 miles

Start: 10:28 Flag 10:39 End: 10:42

Weather / Track : Cloudy / Wet

These results are provisional until the conclusion of any judicial and technical matters.

Clerk Of Course :	Steward :	Timekeeper :

Results can be found at www.tsl-timing.com

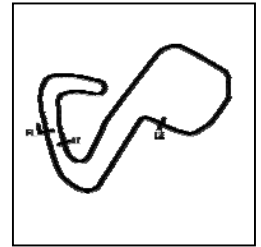
Printed - 10:42 Saturday, 03 October 2020



BMCRC - MRO Championships 2020 - Rnd 4 @ Brands Hatch GP

EDlasia Formula 400 & G-Force MC Blue Haze

QUALIFYING - SECTOR ANALYSIS



SECTOR 1 = FL to I1, SECTOR 2 = I1 to I2, SECTOR 3 = I2 to FL, DIFF = Difference To Personal Best Lap, P = Crossed Finish Line in Pit Lane, D = Time Disallowed

P1 14		Chris BURRAGE		Kawasaki ZXR 400 - Seton tuning, RD racing, Elgar brothers, r			
IDEAL LAP TIME :		BEST LAP TIME : 1:48.611		DIFFERENCE :			
LAP	SECTOR 1	SECTOR 2	SECTOR 3	LAP TIME	MPH	DIFF	TIME OF DAY
1 -				1:50.677 (2)	79.14	2.066	10:31:17.346
2 -				1:52.028	78.19	3.417	10:33:09.374
3 -				1:51.027 (3)	78.89	2.416	10:35:00.401
4 -				1:52.135	78.11	3.524	10:36:52.536
5 -				1:48.611 (1)	80.65		10:38:41.147

P2 191		James SEATH		Kawasaki ZXR400 L9 - Ovenden Earthmoving			
IDEAL LAP TIME : 1:57.596		BEST LAP TIME : 1:57.596		DIFFERENCE : 0.000			
LAP	SECTOR 1	SECTOR 2	SECTOR 3	LAP TIME	MPH	DIFF	TIME OF DAY
1 -	38.768	55.866	28.405	2:03.039	71.19	5.443	10:31:43.459
2 -	39.017	54.942	28.044	2:02.003	71.80	4.407	10:33:45.462
3 -	38.817	53.964	27.777	2:00.558 (3)	72.66	2.962	10:35:46.020
4 -	38.008	53.605	27.913	1:59.526 (2)	73.28	1.930	10:37:45.546
5 -	37.135	52.687	27.774	1:57.596 (1)	74.49		10:39:43.142

P3 22 GP		Rik BALLERINI		Yamaha SPONDON TZ250 - SCLS LTD, ZX1 XXTRALUBE, GE			
IDEAL LAP TIME : 1:57.693		BEST LAP TIME : 1:57.693		DIFFERENCE : 0.000			
LAP	SECTOR 1	SECTOR 2	SECTOR 3	LAP TIME	MPH	DIFF	TIME OF DAY
1 -	40.753	58.417	29.019	2:08.189	68.33	10.496	10:32:14.881
2 -	40.137	56.147	28.182	2:04.466	70.37	6.773	10:34:19.347
3 -	39.108	56.129	28.504	2:03.741 (3)	70.79	6.048	10:36:23.088
4 -	38.175	53.972	27.694	1:59.841 (2)	73.09	2.148	10:38:22.929
5 -	37.330	53.173	27.190	1:57.693 (1)	74.42		10:40:20.622

P4 168 GP		Michael RUSSELL		Yamaha TZ 250 -			
IDEAL LAP TIME : 1:57.070		BEST LAP TIME : 1:57.979		DIFFERENCE : 0.909			
LAP	SECTOR 1	SECTOR 2	SECTOR 3	LAP TIME	MPH	DIFF	TIME OF DAY
1 -	40.679	56.035	28.979	2:05.693	69.69	7.714	10:32:30.588
2 -	39.475	54.320	28.490	2:02.285	71.63	4.306	10:34:32.873
3 -	38.875	53.894	28.089	2:00.858 (3)	72.48	2.879	10:36:33.731
4 -	38.185	52.160	27.634	1:57.979 (1)	74.24		10:38:31.710
5 -	37.276	53.165	27.961	1:58.402 (2)	73.98	0.423	10:40:30.112

P5 85		James ROBINSON		Kawasaki ZXR400 - claire palastanga ceramics			
IDEAL LAP TIME : 2:00.076		BEST LAP TIME : 2:00.259		DIFFERENCE : 0.183			
LAP	SECTOR 1	SECTOR 2	SECTOR 3	LAP TIME	MPH	DIFF	TIME OF DAY
1 -	38.500	55.948	28.769	2:03.217	71.09	2.958	10:31:49.020
2 -	38.501	54.818	28.406	2:01.725 (2)	71.96	1.466	10:33:50.745
3 -	37.921	54.429	27.909	2:00.259 (1)	72.84		10:35:51.004
4 -	42.115	56.565	28.166	2:06.846	69.05	6.587	10:37:57.850
5 -	38.805	56.533	27.726	2:03.064 (3)	71.18	2.805	10:40:00.914

P6 257 GP		Liam McCARTER		Yamaha TZ -			
IDEAL LAP TIME : 2:00.244		BEST LAP TIME : 2:00.629		DIFFERENCE : 0.385			
LAP	SECTOR 1	SECTOR 2	SECTOR 3	LAP TIME	MPH	DIFF	TIME OF DAY
1 -	40.989	57.263	28.421	2:06.673	69.15	6.044	10:32:14.669
2 -	39.115	54.494	28.221	2:01.830 (3)	71.90	1.201	10:34:16.499
3 -	39.040	55.740	28.323	2:03.103	71.15	2.474	10:36:19.602
4 -	38.800	54.257	28.762	2:01.819 (2)	71.90	1.190	10:38:21.421
5 -	38.110	54.642	27.877	2:00.629 (1)	72.61		10:40:22.050

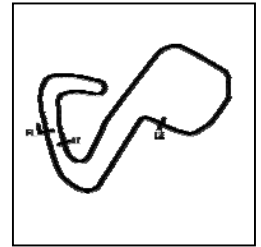
Weather / Track : Cloudy / Wet

Brands Hatch GP
Circuit Length = 2.4332 miles
Start: 10:28 Flag 10:39 End: 10:42

BMCRC - MRO Championships 2020 - Rnd 4 @ Brands Hatch GP

EDlasia Formula 400 & G-Force MC Blue Haze

QUALIFYING - SECTOR ANALYSIS



SECTOR 1 = FL to I1, SECTOR 2 = I1 to I2, SECTOR 3 = I2 to FL, DIFF = Difference To Personal Best Lap, P = Crossed Finish Line in Pit Lane, D = Time Disallowed

P7 52		Gary JARMAN		Kawasaki ZXR 400 -			
IDEAL LAP TIME : 2:00.181		BEST LAP TIME : 2:00.967		DIFFERENCE : 0.786			
LAP	SECTOR 1	SECTOR 2	SECTOR 3	LAP TIME	MPH	DIFF	TIME OF DAY
1 -	43.518	1:00.824	30.463	2:14.805	64.98	13.838	10:32:11.634
2 -	39.674	56.198	28.821	2:04.693	70.25	3.726	10:34:16.327
3 -	38.310	55.709	28.109	2:02.128 (3)	71.72	1.161	10:36:18.455
4 -	38.406	55.029	28.080	2:01.515 (2)	72.08	0.548	10:38:19.970
5 -	38.666	53.791	28.510	2:00.967 (1)	72.41		10:40:20.937

P8 4 GPF		Denis HALIL		Yamaha TZR - D & A AUTOS			
IDEAL LAP TIME : 2:00.420		BEST LAP TIME : 2:00.978		DIFFERENCE : 0.558			
LAP	SECTOR 1	SECTOR 2	SECTOR 3	LAP TIME	MPH	DIFF	TIME OF DAY
1 -	38.637	56.125	28.936	2:03.698	70.81	2.720	10:31:49.431
2 -	39.100	54.173	28.800	2:02.073 (2)	71.75	1.095	10:33:51.504
3 -	37.666	54.731	28.581	2:00.978 (1)	72.40		10:35:52.482
4 -	39.834	55.025	29.132	2:03.991	70.64	3.013	10:37:56.473
5 -	38.894	54.835	29.230	2:02.959 (3)	71.24	1.981	10:39:59.432

P9 0 GPF		Paul TOLAND		Yamaha 350 - Kippers keys			
IDEAL LAP TIME : 2:00.238		BEST LAP TIME : 2:01.002		DIFFERENCE : 0.764			
LAP	SECTOR 1	SECTOR 2	SECTOR 3	LAP TIME	MPH	DIFF	TIME OF DAY
1 -	39.006	53.956	28.040	2:01.002 (1)	72.39		10:31:50.694
2 -	38.723	54.619	29.374	2:02.716 (3)	71.38	1.714	10:33:53.410
3 -	38.242	54.993	29.084	2:02.319 (2)	71.61	1.317	10:35:55.729
4 -	38.715	55.399	28.809	2:02.923	71.26	1.921	10:37:58.652
5 -	39.783	56.240	28.229	2:04.252	70.50	3.250	10:40:02.904

P10 26		Lydia THOMPSON		Kawasaki ZXR400 - Flintstone Racing - David Simons Tuning			
IDEAL LAP TIME : 2:01.633		BEST LAP TIME : 2:01.633		DIFFERENCE : 0.000			
LAP	SECTOR 1	SECTOR 2	SECTOR 3	LAP TIME	MPH	DIFF	TIME OF DAY
1 -	40.811	55.265	29.150	2:05.226	69.95	3.593	10:31:56.019
2 -	40.541	55.861	28.769	2:05.171	69.98	3.538	10:34:01.190
3 -	39.920	55.374	28.557	2:03.851 (2)	70.72	2.218	10:36:05.041
4 -	40.261	55.805	29.038	2:05.104 (3)	70.02	3.471	10:38:10.145
5 -	38.636	54.725	28.272	2:01.633 (1)	72.01		10:40:11.778

P11 351 S		Sam DIGBY-BAKER		Kawasaki ZXR400 -			
IDEAL LAP TIME : 1:59.915		BEST LAP TIME : 2:01.869		DIFFERENCE : 1.954			
LAP	SECTOR 1	SECTOR 2	SECTOR 3	LAP TIME	MPH	DIFF	TIME OF DAY
1 -	40.383	55.744	29.314	2:05.441	69.83	3.572	10:31:55.403
2 -	39.705	54.182	29.393	2:03.280 (3)	71.05	1.411	10:33:58.683
3 -	39.781	56.662	28.246	2:04.689	70.25	2.820	10:36:03.372
4 -	38.674	54.993	28.202	2:01.869 (1)	71.87		10:38:05.241
5 -	37.604	57.002	28.129	2:02.735 (2)	71.37	0.866	10:40:07.976

P12 176 GP		Jonathan STAMPER		Yamaha TZ250 -			
IDEAL LAP TIME : 2:01.468		BEST LAP TIME : 2:02.067		DIFFERENCE : 0.599			
LAP	SECTOR 1	SECTOR 2	SECTOR 3	LAP TIME	MPH	DIFF	TIME OF DAY
1 -	39.221	56.365	28.094	2:03.680	70.82	1.613	10:31:56.753
2 -	38.849	55.423	27.795	2:02.067 (1)	71.76		10:33:58.820
3 -	39.398	56.605	28.089	2:04.092	70.59	2.025	10:36:02.912
4 -	38.250	55.499	28.404	2:02.153 (2)	71.71	0.086	10:38:05.065
5 -	38.386	57.185	28.051	2:03.622 (3)	70.85	1.555	10:40:08.687

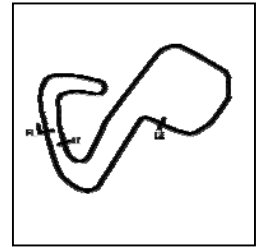
Weather / Track : Cloudy / Wet

Brands Hatch GP
Circuit Length = 2.4332 miles
Start: 10:28 Flag 10:39 End: 10:42

BMCRG - MRO Championships 2020 - Rnd 4 @ Brands Hatch GP

EDlasia Formula 400 & G-Force MC Blue Haze

QUALIFYING - SECTOR ANALYSIS



SECTOR 1 = FL to I1, SECTOR 2 = I1 to I2, SECTOR 3 = I2 to FL, DIFF = Difference To Personal Best Lap, P = Crossed Finish Line in Pit Lane, D = Time Disallowed

P13 157 S		Geoff MOOK		Yamaha TZR 250 -			
IDEAL LAP TIME : 2:01.875		BEST LAP TIME : 2:02.072		DIFFERENCE : 0.197			
LAP	SECTOR 1	SECTOR 2	SECTOR 3	LAP TIME	MPH	DIFF	TIME OF DAY
1 -	38.755	57.492	30.520	2:06.767	69.10	4.695	10:32:11.350
2 -	39.089	57.403	29.244	2:05.736	69.66	3.664	10:34:17.086
3 -	39.107	56.122	28.924	2:04.153 (3)	70.55	2.081	10:36:21.239
4 -	38.357	54.594	29.121	2:02.072 (1)	71.75		10:38:23.311
5 -	39.755	54.915	29.063	2:03.733 (2)	70.79	1.661	10:40:27.044

P14 76 GP		Mark HENRYS		Honda RS250R - www.northernlight-uk.com			
IDEAL LAP TIME : 2:01.191		BEST LAP TIME : 2:02.167		DIFFERENCE : 0.976			
LAP	SECTOR 1	SECTOR 2	SECTOR 3	LAP TIME	MPH	DIFF	TIME OF DAY
1 -	38.124	56.835	28.883	2:03.842	70.73	1.675	10:31:48.867
2 -	38.255	56.657	28.874	2:03.786 (3)	70.76	1.619	10:33:52.653
3 -	37.634	55.689	28.844	2:02.167 (1)	71.70		10:35:54.820
4 -	39.402	56.980	28.144	2:04.526	70.34	2.359	10:37:59.346
5 -	38.781	56.045	27.868	2:02.694 (2)	71.39	0.527	10:40:02.040

P15 3 GP		Tom BARRETT		Honda RS250 - RGV Workshop			
IDEAL LAP TIME : 2:02.852		BEST LAP TIME : 2:02.852		DIFFERENCE : 0.000			
LAP	SECTOR 1	SECTOR 2	SECTOR 3	LAP TIME	MPH	DIFF	TIME OF DAY
1 -	46.153	1:06.567	IN PIT	4:06.660 P	35.51	2:03.808	10:34:28.131
2 -	OUTLAP	58.418	28.477	2:14.362	65.19	11.510	10:36:42.493
3 -	39.733	57.317	29.110	2:06.160 (2)	69.43	3.308	10:38:48.653
4 -	38.648	55.878	28.326	2:02.852 (1)	71.30		10:40:51.505

P16 11 GP		Gael MACHARD		Yamaha 250 TZ 4DP -			
IDEAL LAP TIME : 2:02.361		BEST LAP TIME : 2:02.880		DIFFERENCE : 0.519			
LAP	SECTOR 1	SECTOR 2	SECTOR 3	LAP TIME	MPH	DIFF	TIME OF DAY
1 -	42.097	58.538	28.841	2:09.476	67.65	6.596	10:32:16.098
2 -	40.996	57.409	28.993	2:07.398	68.75	4.518	10:34:23.496
3 -	40.034	58.251	28.892	2:07.177 (3)	68.87	4.297	10:36:30.673
4 -	40.086	54.771	28.023	2:02.880 (1)	71.28		10:38:33.553
5 -	39.567	56.831	28.162	2:04.560 (2)	70.32	1.680	10:40:38.113

P17 70 GPF		Andrew BURSCOUGH		Yamaha YPVS 350 - Apollo/Merlin/Abbey/Martitium			
IDEAL LAP TIME : 2:03.429		BEST LAP TIME : 2:03.520		DIFFERENCE : 0.091			
LAP	SECTOR 1	SECTOR 2	SECTOR 3	LAP TIME	MPH	DIFF	TIME OF DAY
1 -	39.630	56.037	29.347	2:05.014 (3)	70.07	1.494	10:31:57.483
2 -	40.709	55.511	29.607	2:05.827	69.61	2.307	10:34:03.310
3 -	39.315	55.181	29.024	2:03.520 (1)	70.91		10:36:06.830
4 -	39.560	55.090	29.325	2:03.975 (2)	70.65	0.455	10:38:10.805
5 -	39.372	55.880	30.240	2:05.492	69.80	1.972	10:40:16.297

P18 51 GP		Kevin WHOLEY		Yamaha TZ 250 -			
IDEAL LAP TIME : 2:03.029		BEST LAP TIME : 2:03.635		DIFFERENCE : 0.606			
LAP	SECTOR 1	SECTOR 2	SECTOR 3	LAP TIME	MPH	DIFF	TIME OF DAY
1 -	42.834	57.789	29.761	2:10.384	67.18	6.749	10:32:18.646
2 -	40.357	57.145	28.505	2:06.007	69.51	2.372	10:34:24.653
3 -	40.188	56.155	28.507	2:04.850 (3)	70.16	1.215	10:36:29.503
4 -	40.157	55.370	28.108	2:03.635 (1)	70.85		10:38:33.138
5 -	39.551	56.501	28.300	2:04.352 (2)	70.44	0.717	10:40:37.490

Weather / Track : Cloudy / Wet

Brands Hatch GP

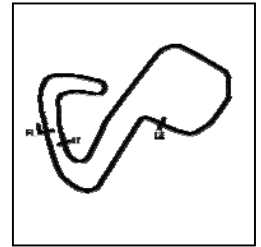
Circuit Length = 2.4332 miles

Start: 10:28 Flag 10:39 End: 10:42

BMCRG - MRO Championships 2020 - Rnd 4 @ Brands Hatch GP

EDlasia Formula 400 & G-Force MC Blue Haze

QUALIFYING - SECTOR ANALYSIS



SECTOR 1 = FL to I1, SECTOR 2 = I1 to I2, SECTOR 3 = I2 to FL, DIFF = Difference To Personal Best Lap, P = Crossed Finish Line in Pit Lane, D = Time Disallowed

P19 48		Richie WELSH		Yamaha FZR 400 RRSP - EDEN'S BABY EXPERIENCES/ PE1			
IDEAL LAP TIME : 2:03.014		BEST LAP TIME : 2:03.646		DIFFERENCE : 0.632			
LAP	SECTOR 1	SECTOR 2	SECTOR 3	LAP TIME	MPH	DIFF	TIME OF DAY
1 -	40.258	55.177	28.650	2:04.085 (3)	70.59	0.439	10:31:42.029
2 -	39.474	55.546	28.626	2:03.646 (1)	70.84		10:33:45.675
3 -	41.019	55.116	28.625	2:04.760	70.21	1.114	10:35:50.435
4 -	41.029	55.476	28.532	2:05.037	70.05	1.391	10:37:55.472
5 -	39.366	55.462	28.992	2:03.820 (2)	70.74	0.174	10:39:59.292

P20 57		Paul FISHER		Kawasaki ZXR400 -			
IDEAL LAP TIME : 2:03.047		BEST LAP TIME : 2:03.688		DIFFERENCE : 0.641			
LAP	SECTOR 1	SECTOR 2	SECTOR 3	LAP TIME	MPH	DIFF	TIME OF DAY
1 -	40.974	55.623	29.134	2:05.731 (3)	69.67	2.043	10:31:54.892
2 -	40.780	56.321	28.901	2:06.002	69.52	2.314	10:34:00.894
3 -	39.947	55.142	28.693	2:03.782 (2)	70.76	0.094	10:36:04.676
4 -	40.372	55.621	29.994	2:05.987	69.52	2.299	10:38:10.663
5 -	39.229	55.125	29.334	2:03.688 (1)	70.82		10:40:14.351

P21 92 GPF		Derek CRIPPS		Yamaha TZR250 - Kelly Cripps			
IDEAL LAP TIME : 2:03.318		BEST LAP TIME : 2:03.690		DIFFERENCE : 0.372			
LAP	SECTOR 1	SECTOR 2	SECTOR 3	LAP TIME	MPH	DIFF	TIME OF DAY
1 -	41.264	58.192	30.582	2:10.038	67.36	6.348	10:32:18.908
2 -	40.478	57.016	29.175	2:06.669	69.15	2.979	10:34:25.577
3 -	39.700	56.439	29.103	2:05.242 (2)	69.94	1.552	10:36:30.819
4 -	39.363	55.736	28.591	2:03.690 (1)	70.82		10:38:34.509
5 -	38.991	57.472	28.921	2:05.384 (3)	69.86	1.694	10:40:39.893

P22 60 GPF		Daniel GOUGH		Yamaha TZR 250 - G Force Motorcycles			
IDEAL LAP TIME : 2:04.131		BEST LAP TIME : 2:04.822		DIFFERENCE : 0.691			
LAP	SECTOR 1	SECTOR 2	SECTOR 3	LAP TIME	MPH	DIFF	TIME OF DAY
1 -	40.962	58.765	29.995	2:09.722	67.52	4.900	10:31:50.722
2 -	39.329	58.782	29.799	2:07.910	68.48	3.088	10:33:58.632
3 -	40.754	56.365	29.472	2:06.591 (2)	69.19	1.769	10:36:05.223
4 -	42.087	55.811	29.307	2:07.205 (3)	68.86	2.383	10:38:12.428
5 -	39.013	55.853	29.956	2:04.822 (1)	70.17		10:40:17.250

P23 45		Mark THOMPSON		Kawasaki ZXR400 - Flintstone Tyres / David Simon Tuning			
IDEAL LAP TIME : 2:04.343		BEST LAP TIME : 2:05.644		DIFFERENCE : 1.301			
LAP	SECTOR 1	SECTOR 2	SECTOR 3	LAP TIME	MPH	DIFF	TIME OF DAY
1 -	41.040	57.864	29.535	2:08.439	68.20	2.795	10:31:48.771
2 -	40.521	59.179	29.835	2:09.535	67.62	3.891	10:33:58.306
3 -	39.729	57.224	29.186	2:06.139 (3)	69.44	0.495	10:36:04.445
4 -	39.829	56.002	29.813	2:05.644 (1)	69.71		10:38:10.089
5 -	39.155	56.548	30.111	2:05.814 (2)	69.62	0.170	10:40:15.903

P24 122 GP		Dave HARVIEK		Yamaha TZ250 4DP - NW Roofing London Ltd			
IDEAL LAP TIME : 2:05.227		BEST LAP TIME : 2:06.152		DIFFERENCE : 0.925			
LAP	SECTOR 1	SECTOR 2	SECTOR 3	LAP TIME	MPH	DIFF	TIME OF DAY
1 -	44.395	59.385	30.167	2:13.947	65.39	7.795	10:32:18.388
2 -	41.964	58.344	29.710	2:10.018	67.37	3.866	10:34:28.406
3 -	41.014	57.196	30.295	2:08.505 (3)	68.16	2.353	10:36:36.911
4 -	40.803	56.261	29.202	2:06.266 (2)	69.37	0.114	10:38:43.177
5 -	40.003	56.022	30.127	2:06.152 (1)	69.43		10:40:49.329

Weather / Track : Cloudy / Wet

Brands Hatch GP

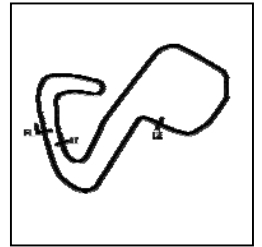
Circuit Length = 2.4332 miles

Start: 10:28 Flag 10:39 End: 10:42

BMCRC - MRO Championships 2020 - Rnd 4 @ Brands Hatch GP

EDlasia Formula 400 & G-Force MC Blue Haze

QUALIFYING - SECTOR ANALYSIS



SECTOR 1 = FL to I1, SECTOR 2 = I1 to I2, SECTOR 3 = I2 to FL, DIFF = Difference To Personal Best Lap, P = Crossed Finish Line in Pit Lane, D = Time Disallowed

P25 64 GP		Phil ELLIS		Yamaha TZ250B -			
IDEAL LAP TIME : 2:06.714		BEST LAP TIME : 2:06.815		DIFFERENCE : 0.101			
LAP	SECTOR 1	SECTOR 2	SECTOR 3	LAP TIME	MPH	DIFF	TIME OF DAY
1 -	45.460	1:03.797	31.389	2:20.646	62.28	13.831	10:32:45.399
2 -	41.634	1:01.124	30.746	2:13.504	65.61	6.689	10:34:58.903
3 -	42.131	58.132	29.796	2:10.059 (2)	67.35	3.244	10:37:08.962
4 -	42.380	1:00.621	29.985	2:12.986 (3)	65.87	6.171	10:39:21.948
5 -	40.297	56.621	29.897	2:06.815 (1)	69.07		10:41:28.763

P26 75 GPF		Steve HIGERTY		Yamaha TZR250 - Cambridge Motorcycles			
IDEAL LAP TIME : 2:10.922		BEST LAP TIME : 2:10.922		DIFFERENCE : 0.000			
LAP	SECTOR 1	SECTOR 2	SECTOR 3	LAP TIME	MPH	DIFF	TIME OF DAY
1 -	44.850	1:00.116	31.261	2:16.227 (2)	64.30	5.305	10:32:29.407
2 -	42.785	57.863	30.274	2:10.922 (1)	66.90		10:34:40.329

P27 47		Allan CLARK		Kawasaki ZXR400 - A Clark & Sons Builders			
IDEAL LAP TIME : 2:10.429		BEST LAP TIME : 2:10.950		DIFFERENCE : 0.521			
LAP	SECTOR 1	SECTOR 2	SECTOR 3	LAP TIME	MPH	DIFF	TIME OF DAY
1 -	42.402	1:02.145	32.048	2:16.595	64.13	5.645	10:32:12.745
2 -	41.738	59.846	29.366	2:10.950 (1)	66.89		10:34:23.695
3 -	42.125	1:00.292	31.672	2:14.089 (3)	65.32	3.139	10:36:37.784
4 -	41.492	59.571	30.061	2:11.124 (2)	66.80	0.174	10:38:48.908

P28 33 GPF		Kieran LEWIS		Yamaha TZR250 - Controls For Doors Ltd/ G Force Motorcycles			
IDEAL LAP TIME : 2:11.128		BEST LAP TIME : 2:11.159		DIFFERENCE : 0.031			
LAP	SECTOR 1	SECTOR 2	SECTOR 3	LAP TIME	MPH	DIFF	TIME OF DAY
1 -	41.427	58.954	30.778	2:11.159 (1)	66.78		10:31:56.339
2 -	42.123	59.248	30.825	2:12.196 (2)	66.26	1.037	10:34:08.535
3 -	41.396	1:02.680	32.710	2:16.786 (3)	64.04	5.627	10:36:25.321

P29 42 GP		Sian BROOKS		Honda RS125 - Spyre Ltd			
IDEAL LAP TIME : 2:12.702		BEST LAP TIME : 2:12.876		DIFFERENCE : 0.174			
LAP	SECTOR 1	SECTOR 2	SECTOR 3	LAP TIME	MPH	DIFF	TIME OF DAY
1 -	42.781	1:03.186	31.369	2:17.336	63.78	4.460	10:32:34.763
2 -	42.003	1:01.179	30.841	2:14.023 (2)	65.36	1.147	10:34:48.786
3 -	44.529	1:01.985	30.662	2:17.176	63.85	4.300	10:37:05.962
4 -	43.247	1:02.312	31.441	2:17.000 (3)	63.94	4.124	10:39:22.962
5 -	42.177	1:00.231	30.468	2:12.876 (1)	65.92		10:41:35.838

P30 75 R		Gary FRASER		Kawasaki ZXR 400 -			
IDEAL LAP TIME : 2:15.337		BEST LAP TIME : 2:15.814		DIFFERENCE : 0.477			
LAP	SECTOR 1	SECTOR 2	SECTOR 3	LAP TIME	MPH	DIFF	TIME OF DAY
1 -	46.168	1:05.474	32.517	2:24.159	60.76	8.345	10:32:30.511
2 -	43.184	1:03.822	31.794	2:18.800	63.11	2.986	10:34:49.311
3 -	44.548	1:02.330	31.038	2:17.916 (3)	63.51	2.102	10:37:07.227
4 -	43.662	1:02.371	30.742	2:16.775 (2)	64.04	0.961	10:39:24.002
5 -	43.493	1:01.411	30.910	2:15.814 (1)	64.49		10:41:39.816

P31 23 GPF		Tom CAUGHLIN		Honda NSR250 -			
IDEAL LAP TIME : 2:16.128		BEST LAP TIME : 2:16.380		DIFFERENCE : 0.252			
LAP	SECTOR 1	SECTOR 2	SECTOR 3	LAP TIME	MPH	DIFF	TIME OF DAY
1 -	44.590	1:02.366	32.330	2:19.286 (2)	62.89	2.906	10:32:24.886
2 -	42.545	1:01.253	32.582	2:16.380 (1)	64.23		10:34:41.266
3 -	45.410	1:05.221	33.851	2:24.482	60.62	8.102	10:37:05.748
4 -	43.435	1:06.283	33.543	2:23.261 (3)	61.14	6.881	10:39:29.009

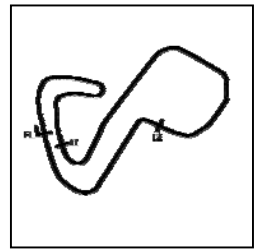
Weather / Track : Cloudy / Wet

Brands Hatch GP
Circuit Length = 2.4332 miles
Start: 10:28 Flag 10:39 End: 10:42

BMCRG - MRO Championships 2020 - Rnd 4 @ Brands Hatch GP

EDlasia Formula 400 & G-Force MC Blue Haze

QUALIFYING - SECTOR ANALYSIS



SECTOR 1 = FL to I1, SECTOR 2 = I1 to I2, SECTOR 3 = I2 to FL, DIFF = Difference To Personal Best Lap, P = Crossed Finish Line in Pit Lane, D = Time Disallowed

P32 199 GPF Paul FIRTH		Kawasaki KR1S -					
IDEAL LAP TIME : 2:14.905		BEST LAP TIME : 2:16.413		DIFFERENCE : 1.508			
LAP	SECTOR 1	SECTOR 2	SECTOR 3	LAP TIME	MPH	DIFF	TIME OF DAY
1 -	45.146	1:02.535	30.405	2:18.086 (2)	63.43	1.673	10:32:39.403
2 -	43.315	1:01.521	31.577	2:16.413 (1)	64.21		10:34:55.816
3 -	42.979	1:04.244	34.203	2:21.426 (3)	61.93	5.013	10:37:17.242

P33 8 GP Phil ATKINSON		Yamaha TZ350 - Rose mot centre					
IDEAL LAP TIME : 2:16.879		BEST LAP TIME : 2:16.879		DIFFERENCE : 0.000			
LAP	SECTOR 1	SECTOR 2	SECTOR 3	LAP TIME	MPH	DIFF	TIME OF DAY
1 -	45.922	1:06.204	31.379	2:23.505 (2)	61.04	6.626	10:32:14.137
2 -	45.062	1:00.957	30.860	2:16.879 (1)	63.99		10:34:31.016

P34 21 GP Stuart THURTLE		Yamaha TZ250B 3YL - TeamTortoise Racing					
IDEAL LAP TIME : 2:16.683		BEST LAP TIME : 2:17.383		DIFFERENCE : 0.700			
LAP	SECTOR 1	SECTOR 2	SECTOR 3	LAP TIME	MPH	DIFF	TIME OF DAY
1 -	45.308	1:07.429	33.650	2:26.387	59.84	9.004	10:32:46.447
2 -	43.836	1:02.865	30.682	2:17.383 (1)	63.76		10:35:03.830
3 -	43.734	1:03.149	31.425	2:18.308 (3)	63.33	0.925	10:37:22.138
4 -	44.206	1:02.267	31.374	2:17.847 (2)	63.54	0.464	10:39:39.985

P35 155 GP Roy CHAPMAN		Yamaha TZ350 - Self					
IDEAL LAP TIME : 2:18.315		BEST LAP TIME : 2:19.142		DIFFERENCE : 0.827			
LAP	SECTOR 1	SECTOR 2	SECTOR 3	LAP TIME	MPH	DIFF	TIME OF DAY
1 -	44.475	1:02.174	32.845	2:19.494 (2)	62.79	0.352	10:32:38.245
2 -	44.832	1:01.131	33.179	2:19.142 (1)	62.95		10:34:57.387
3 -	45.488	1:01.898	32.709	2:20.095	62.52	0.953	10:37:17.482
4 -	45.448	1:01.750	32.715	2:19.913 (3)	62.60	0.771	10:39:37.395

P36 67 GPF Mark BAILEY		Yamaha TZR250 - Gforce motorcycles					
IDEAL LAP TIME : 2:18.708		BEST LAP TIME : 2:19.360		DIFFERENCE : 0.652			
LAP	SECTOR 1	SECTOR 2	SECTOR 3	LAP TIME	MPH	DIFF	TIME OF DAY
1 -	43.766	1:03.283	32.311	2:19.360 (1)	62.85		10:32:29.091
2 -	44.114	1:03.205	32.825	2:20.144 (3)	62.50	0.784	10:34:49.235
3 -	48.277	1:05.422	31.737	2:25.436	60.23	6.076	10:37:14.671
4 -	44.742	1:03.257	31.853	2:19.852 (2)	62.63	0.492	10:39:34.523

P37 34 GP Vince CUNDLE		Yamaha TZ350G BSR - FONDSECA					
IDEAL LAP TIME : 2:19.328		BEST LAP TIME : 2:19.451		DIFFERENCE : 0.123			
LAP	SECTOR 1	SECTOR 2	SECTOR 3	LAP TIME	MPH	DIFF	TIME OF DAY
1 -	OUTLAP	1:08.974	33.146	2:31.600	57.78	12.149	10:33:42.246
2 -	44.657	1:04.304	31.997	2:20.958 (2)	62.14	1.507	10:36:03.204
3 -	45.049	1:04.061	31.910	2:21.020 (3)	62.11	1.569	10:38:24.224
4 -	43.997	1:03.421	32.033	2:19.451 (1)	62.81		10:40:43.675

P38 7 GP Ewan HAMILTON		Yamaha TZ - Me myself and I					
IDEAL LAP TIME : 2:19.872		BEST LAP TIME : 2:20.258		DIFFERENCE : 0.386			
LAP	SECTOR 1	SECTOR 2	SECTOR 3	LAP TIME	MPH	DIFF	TIME OF DAY
1 -	45.445	1:02.630	32.183	2:20.258 (1)	62.45		10:32:39.801
2 -	45.059	1:03.041	32.418	2:20.518 (2)	62.33	0.260	10:35:00.319
3 -	45.136	1:03.799	33.054	2:21.989 (3)	61.69	1.731	10:37:22.308
4 -	46.495	1:04.596	33.503	2:24.594	60.58	4.336	10:39:46.902

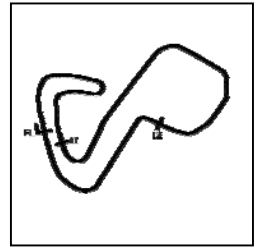
Weather / Track : Cloudy / Wet

Brands Hatch GP
Circuit Length = 2.4332 miles
Start: 10:28 Flag 10:39 End: 10:42

BMCRC - MRO Championships 2020 - Rnd 4 @ Brands Hatch GP

EDlasia Formula 400 & G-Force MC Blue Haze

QUALIFYING - SECTOR ANALYSIS



SECTOR 1 = FL to I1, SECTOR 2 = I1 to I2, SECTOR 3 = I2 to FL, DIFF = Difference To Personal Best Lap, P = Crossed Finish Line in Pit Lane, D = Time Disallowed

P39		2 GP		Nick BEDFORD		Yamaha TZ350 - Banx Race Paint	
IDEAL LAP TIME : 2:24.694		BEST LAP TIME : 2:24.811		DIFFERENCE : 0.117			
LAP	SECTOR 1	SECTOR 2	SECTOR 3	LAP TIME	MPH	DIFF	TIME OF DAY
1 -	44.155	1:07.166	33.490	2:24.811 (1)	60.49		10:32:49.262
2 -	46.017	1:07.049	33.754	2:26.820 (2)	59.66	2.009	10:35:16.082
3 -	47.305	1:10.214	34.978	2:32.497	57.44	7.686	10:37:48.579
4 -	47.049	1:08.273	33.937	2:29.259 (3)	58.68	4.448	10:40:17.838

P40		32 R		Leuan COOKE		Kawasaki ZXR 400 -	
IDEAL LAP TIME : 2:27.866		BEST LAP TIME : 2:29.293		DIFFERENCE : 1.427			
LAP	SECTOR 1	SECTOR 2	SECTOR 3	LAP TIME	MPH	DIFF	TIME OF DAY
1 -	50.835	1:09.511	34.892	2:35.238	56.42	5.945	10:32:47.484
2 -	48.275	1:07.480	33.538	2:29.293 (1)	58.67		10:35:16.777
3 -	47.763	1:09.729	34.349	2:31.841 (3)	57.69	2.548	10:37:48.618
4 -	49.151	1:08.886	32.623	2:30.660 (2)	58.14	1.367	10:40:19.278

P41		147 GP		John HANNAFORD		Yamaha TZ350D -	
IDEAL LAP TIME : 2:31.463		BEST LAP TIME : 2:31.463		DIFFERENCE : 0.000			
LAP	SECTOR 1	SECTOR 2	SECTOR 3	LAP TIME	MPH	DIFF	TIME OF DAY
1 -	47.497	1:09.293	34.673	2:31.463 (1)	57.83		10:33:01.829
2 -	48.982	1:10.959	36.270	2:36.211 (3)	56.07	4.748	10:35:38.040
3 -	50.730	1:10.366	36.539	2:37.635	55.57	6.172	10:38:15.675
4 -	49.355	1:10.070	35.870	2:35.295 (2)	56.40	3.832	10:40:50.970

P42		14 GPF		Mick PENNELL		Yamaha YPVS - Everquip Racing	
IDEAL LAP TIME : 3:18.137		BEST LAP TIME : 3:18.137		DIFFERENCE : 0.000			
LAP	SECTOR 1	SECTOR 2	SECTOR 3	LAP TIME	MPH	DIFF	TIME OF DAY
1 -	1:00.021	1:33.902	44.214	3:18.137 (1)	44.21		10:34:16.626

BMCRC - MRO Championships 2020 - Rnd 4 @ Brands Hatch GP

EDlasia Formula 400 & G-Force MC Blue Haze

QUALIFYING - BEST SECTORS

SECTOR 1			SECTOR 2			SECTOR 3			IDEAL / BEST COMPARISON						
POS	NO	NAME	TIME	NO	NAME	TIME	NO	NAME	TIME	POS	NO	NAME	IDEAL	BEST	DIFF
													PERFECT LAP	1:56.485	
1	191	SEATH	37.135	168	RUSSELL	52.160	22	BALLERINI	27.190	1	168	RUSSELL	1:57.070	1:57.979	0.909
2	168	RUSSELL	37.276	191	SEATH	52.687	168	RUSSELL	27.634	2	191	SEATH	1:57.596	1:57.596	0.000
3	22	BALLERINI	37.330	22	BALLERINI	53.173	85	ROBINSON	27.726	3	22	BALLERINI	1:57.693	1:57.693	0.000
4	351	DIGBY-BAKER	37.604	52	JARMAN	53.791	191	SEATH	27.774	4	351	DIGBY-BAKER	1:59.915	2:01.869	1.954
5	76	HENRYS	37.634	0	TOLAND	53.956	176	STAMPER	27.795	5	85	ROBINSON	2:00.076	2:00.259	0.183
6	4	HALIL	37.666	4	HALIL	54.173	76	HENRYS	27.868	6	52	JARMAN	2:00.181	2:00.967	0.786
7	85	ROBINSON	37.921	351	DIGBY-BAKER	54.182	257	McCARTER	27.877	7	0	TOLAND	2:00.238	2:01.002	0.764
8	257	McCARTER	38.110	257	McCARTER	54.257	11	MACHARD	28.023	8	257	McCARTER	2:00.244	2:00.629	0.385
9	0	TOLAND	38.242	85	ROBINSON	54.429	0	TOLAND	28.040	9	4	HALIL	2:00.420	2:00.978	0.558
10	176	STAMPER	38.250	157	MOOK	54.594	52	JARMAN	28.080	10	76	HENRYS	2:01.191	2:02.167	0.976
11	52	JARMAN	38.310	26	THOMPSON	54.725	51	WHOLEY	28.108	11	176	STAMPER	2:01.468	2:02.067	0.599
12	157	MOOK	38.357	11	MACHARD	54.771	351	DIGBY-BAKER	28.129	12	26	THOMPSON	2:01.633	2:01.633	0.000
13	26	THOMPSON	38.636	70	BURSCOUGH	55.090	26	THOMPSON	28.272	13	157	MOOK	2:01.875	2:02.072	0.197
14	3	BARRETT	38.648	48	WELSH	55.116	3	BARRETT	28.326	14	11	MACHARD	2:02.361	2:02.880	0.519
15	92	CRIPPS	38.991	57	FISHER	55.125	48	WELSH	28.532	15	3	BARRETT	2:02.852	2:02.852	0.000
16	60	GOUGH	39.013	51	WHOLEY	55.370	4	HALIL	28.581	16	48	WELSH	2:03.014	2:03.646	0.632
17	45	THOMPSON	39.155	176	STAMPER	55.423	92	CRIPPS	28.591	17	51	WHOLEY	2:03.029	2:03.635	0.606
18	57	FISHER	39.229	76	HENRYS	55.689	57	FISHER	28.693	18	57	FISHER	2:03.047	2:03.688	0.641
19	70	BURSCOUGH	39.315	92	CRIPPS	55.736	157	MOOK	28.924	19	92	CRIPPS	2:03.318	2:03.690	0.372
20	48	WELSH	39.366	60	GOUGH	55.811	70	BURSCOUGH	29.024	20	70	BURSCOUGH	2:03.429	2:03.520	0.091
21	51	WHOLEY	39.551	3	BARRETT	55.878	45	THOMPSON	29.186	21	60	GOUGH	2:04.131	2:04.822	0.691
22	11	MACHARD	39.567	45	THOMPSON	56.002	122	HARVIEK	29.202	22	45	THOMPSON	2:04.343	2:05.644	1.301
23	122	HARVIEK	40.003	122	HARVIEK	56.022	60	GOUGH	29.307	23	122	HARVIEK	2:05.227	2:06.152	0.925
24	64	ELLIS	40.297	64	ELLIS	56.621	47	CLARK	29.366	24	64	ELLIS	2:06.714	2:06.815	0.101
25	33	LEWIS	41.396	75	HIGERTY	57.863	64	ELLIS	29.796	25	47	CLARK	2:10.429	2:10.950	0.521
26	47	CLARK	41.492	33	LEWIS	58.954	75	HIGERTY	30.274	26	75	HIGERTY	2:10.922	2:10.922	0.000
27	42	BROOKS	42.003	47	CLARK	59.571	199	FIRTH	30.405	27	33	LEWIS	2:11.128	2:11.159	0.031
28	23	CAUGHLIN	42.545	42	BROOKS	1:00.231	42	BROOKS	30.468	28	42	BROOKS	2:12.702	2:12.876	0.174
29	75	HIGERTY	42.785	8	ATKINSON	1:00.957	21	THURTL	30.682	29	199	FIRTH	2:14.905	2:16.413	1.508
30	199	FIRTH	42.979	155	CHAPMAN	1:01.131	75	FRASER	30.742	30	75	FRASER	2:15.337	2:15.814	0.477
31	75	FRASER	43.184	23	CAUGHLIN	1:01.253	33	LEWIS	30.778	31	23	CAUGHLIN	2:16.128	2:16.380	0.252
32	21	THURTL	43.734	75	FRASER	1:01.411	8	ATKINSON	30.860	32	21	THURTL	2:16.683	2:17.383	0.700
33	67	BAILEY	43.766	199	FIRTH	1:01.521	67	BAILEY	31.737	33	8	ATKINSON	2:16.879	2:16.879	0.000
34	34	CUNDLE	43.997	21	THURTL	1:02.267	34	CUNDLE	31.910	34	155	CHAPMAN	2:18.315	2:19.142	0.827
35	2	BEDFORD	44.155	7	HAMILTON	1:02.630	7	HAMILTON	32.183	35	67	BAILEY	2:18.708	2:19.360	0.652
36	155	CHAPMAN	44.475	67	BAILEY	1:03.205	23	CAUGHLIN	32.330	36	34	CUNDLE	2:19.328	2:19.451	0.123
37	53	WHITING	44.622	34	CUNDLE	1:03.421	32	COOKE	32.623	37	7	HAMILTON	2:19.872	2:20.258	0.386
38	7	HAMILTON	45.059	2	BEDFORD	1:07.049	155	CHAPMAN	32.709	38	2	BEDFORD	2:24.694	2:24.811	0.117
39	8	ATKINSON	45.062	32	COOKE	1:07.480	2	BEDFORD	33.490	39	32	COOKE	2:27.866	2:29.293	1.427
40	147	HANNAFORD	47.497	147	HANNAFORD	1:09.293	53	WHITING	33.536	40	147	HANNAFORD	2:31.463	2:31.463	0.000
41	32	COOKE	47.763	14	PENNELL	1:33.902	147	HANNAFORD	34.673	41	14	PENNELL	3:18.137	3:18.137	0.000
42	14	PENNELL	1:00.021				14	PENNELL	44.214	42	14	BURRAGE		1:48.611	
43															

Weather / Track : Cloudy / Wet

Results can be found at www.tsl-timing.com

Brands Hatch GP

Circuit Length = 2.4332 miles

Start: 10:28 Flag 10:39 End: 10:42

Printed - 10:42 Saturday, 03 October 2020

BMCRC - MRO Championships 2020 - Rnd 4 @ Brands Hatch GP

EDlasia Formula 400 & G-Force MC Blue Haze

QUALIFYING - STATISTICS

Competitors Started 43
Planned Start 2020-10-03 @ 10:25:00.000
Actual Start 2020-10-03 @ 10:28:07.594
Finish Time 2020-10-03 @ 10:39:30.756
Track Length 2.4332mi.
Total Laps 185
Total Distance Covered 450.1585mi.

Session Fastest Lap History

NO	CL	NAME	LAP TIME	TIME OF DAY	LAP	VEHICLE
14		Chris BURRAGE	1:50.677	10:31:17.346	1	Kawasaki ZXR 400
14		Chris BURRAGE	1:48.611	10:38:41.147	5	Kawasaki ZXR 400

Flag History

TYPE	TIME OF DAY
GREEN	10:28:07.594
FINISH	10:39:30.756

Flag Statistics

TYPE	COUNT	TOTAL LAPS	TOTAL TIME
Green	1	5	13:53.784
Red	0	0	0.000
Safety Car	0	0	0.000
FCY	0	0	0.000

BMCRC - MRO Championships 2020 - Rnd 4 @ Brands Hatch GP

EDlasia Formula 400 & G-Force MC Blue Haze

QUALIFYING - STATISTICS

CLASS :

9 Starters

Fastest Lap History

NO	NAME	LAP TIME	TIME OF DAY	LAP	VEHICLE
14	Chris BURRAGE	1:50.677	10:31:17.346	1	Kawasaki ZXR 400
14	Chris BURRAGE	1:48.611	10:38:41.147	5	Kawasaki ZXR 400

Weather / Track : Cloudy / Wet

Results can be found at www.tsl-timing.com

Page 2 of 7

Brands Hatch GP
Circuit Length = 2.4332 miles
Start: 10:28 Flag 10:39 End: 10:42

Printed - 10:43 Saturday, 03 October 2020

BMCRC - MRO Championships 2020 - Rnd 4 @ Brands Hatch GP

EDlasia Formula 400 & G-Force MC Blue Haze

QUALIFYING - STATISTICS

CLASS : R

2 Starters

Fastest Lap History

NO	NAME	LAP TIME	TIME OF DAY	LAP	VEHICLE
75	Gary FRASER	2:24.159	10:32:30.524	1	Kawasaki ZXR 400
75	Gary FRASER	2:18.800	10:34:49.311	2	Kawasaki ZXR 400
75	Gary FRASER	2:17.916	10:37:07.239	3	Kawasaki ZXR 400
75	Gary FRASER	2:16.775	10:39:24.014	4	Kawasaki ZXR 400
75	Gary FRASER	2:15.814	10:41:39.829	5	Kawasaki ZXR 400

Weather / Track : Cloudy / Wet

Results can be found at www.tsl-timing.com

Page 3 of 7

Brands Hatch GP
Circuit Length = 2.4332 miles
Start: 10:28 Flag 10:39 End: 10:42

Printed - 10:43 Saturday, 03 October 2020

BMCRC - MRO Championships 2020 - Rnd 4 @ Brands Hatch GP

EDlasia Formula 400 & G-Force MC Blue Haze

QUALIFYING - STATISTICS

CLASS : S

3 Starters

Fastest Lap History

NO	NAME	LAP TIME	TIME OF DAY	LAP	VEHICLE
351	Sam DIGBY-BAKER	2:05.441	10:31:55.433	1	Kawasaki ZXR400
70	Andrew BURSCOUGH	2:05.014	10:31:57.502	1	Yamaha YPVS 350
351	Sam DIGBY-BAKER	2:03.280	10:33:58.683	2	Kawasaki ZXR400
351	Sam DIGBY-BAKER	2:01.869	10:38:05.271	4	Kawasaki ZXR400

Weather / Track : Cloudy / Wet

Results can be found at www.tsl-timing.com

Page 4 of 7

Brands Hatch GP
Circuit Length = 2.4332 miles
Start: 10:28 Flag 10:39 End: 10:42
Printed - 10:43 Saturday, 03 October 2020

BMCRC - MRO Championships 2020 - Rnd 4 @ Brands Hatch GP

EDlasia Formula 400 & G-Force MC Blue Haze

QUALIFYING - STATISTICS

CLASS : S/R

1 Starters

Fastest Lap History

NO	NAME	LAP TIME	TIME OF DAY	LAP	VEHICLE
23	Tom CAUGHLIN	2:19.286	10:32:24.905	1	Honda NSR250
23	Tom CAUGHLIN	2:16.380	10:34:41.284	2	Honda NSR250

BMCRC - MRO Championships 2020 - Rnd 4 @ Brands Hatch GP

EDlasia Formula 400 & G-Force MC Blue Haze

QUALIFYING - STATISTICS

CLASS : GP

19 Starters

Fastest Lap History

NO	NAME	LAP TIME	TIME OF DAY	LAP	VEHICLE
76	Mark HENRYS	2:03.842	10:31:48.867	1	Honda RS250R
176	Jonathan STAMPER	2:03.680	10:31:56.759	1	Yamaha TZ250
176	Jonathan STAMPER	2:02.067	10:33:58.828	2	Yamaha TZ250
257	Liam McCARTER	2:01.830	10:34:16.521	2	Yamaha TZ
168	Michael RUSSELL	2:00.858	10:36:33.741	3	Yamaha TZ 250
22	Rik BALLERINI	1:59.841	10:38:22.929	4	Yamaha SPONDON TZ250
168	Michael RUSSELL	1:57.979	10:38:31.721	4	Yamaha TZ 250
22	Rik BALLERINI	1:57.693	10:40:20.622	5	Yamaha SPONDON TZ250

Weather / Track : Cloudy / Wet

Results can be found at www.tsl-timing.com

Page 6 of 7

Brands Hatch GP
Circuit Length = 2.4332 miles
Start: 10:28 Flag 10:39 End: 10:42

Printed - 10:43 Saturday, 03 October 2020

BMCRC - MRO Championships 2020 - Rnd 4 @ Brands Hatch GP

EDlasia Formula 400 & G-Force MC Blue Haze

QUALIFYING - STATISTICS

CLASS : GPF

11 Starters

Fastest Lap History

NO	NAME	LAP TIME	TIME OF DAY	LAP	VEHICLE
4	Denis HALIL	2:03.698	10:31:49.440	1	Yamaha TZR
0	Paul TOLAND	2:01.002	10:31:50.709	1	Yamaha 350
4	Denis HALIL	2:00.978	10:35:52.491	3	Yamaha TZR

BMCRC - MRO Championships 2020 - Rnd 4 @ Brands Hatch GP



EDlasia Formula 400 & G-Force MC Blue Haze GP

RACE 6 - GRID (5 Laps)

ROW 17	51		50		49	81 Scott GRANT	
ROW 16	48	17 David PATERSON	47	53 Mark WHITING	46	147 2:31.463 John HANNAFORD	
ROW 15		45	2 2:24.811 Nick BEDFORD	44	7 2:20.258 Ewan HAMILTON	43	34 2:19.451 Vince CUNDLE
ROW 14	42	155 2:19.142 Roy CHAPMAN	41	21 2:17.383 Stuart THURTLÉ	40	8 2:16.879 Phil ATKINSON	
ROW 13		39	42 2:12.876 Sian BROOKS	38	64 2:06.815 Phil ELLIS	37	122 2:06.152 Dave HARVIEK
ROW 12	36	51 2:03.635 Kevin WHOLEY	35	11 2:02.880 Gael MACHARD	34	3 2:02.852 Tom BARRETT	
ROW 11		33	76 2:02.167 Mark HENRYS	32	176 2:02.067 Jonathan STAMPER	31	0 2:00.959 Paul TOLAND
ROW 10	30	257 2:00.629 Liam McCARTER	29	168 1:57.979 Michael RUSSELL	28	22 1:57.693 Rik BALLERINI	
ROW 9		27		26		25	
ROW 8		24		23		22	
ROW 7		21		20		19	
ROW 6	18		17	126 Glynn DAVIES	16	33 Carl JOHNSTONE	
ROW 5		15	32 2:29.293 Leuan COOKE	14	23 2:16.380 Tom CAUGHLIN	13	75 2:15.814 Gary FRASER
ROW 4	12	47 2:10.950 Allan CLARK	11	45 2:05.644 Mark THOMPSON	10	57 2:03.688 Paul FISHER	
ROW 3		9	48 2:03.646 Richie WELSH	8	70 2:03.520 Andrew BURSCOUGH	7	157 2:02.072 Geoff MOOK
ROW 2	6	351 2:01.869 Sam DIGBY-BAKER	5	26 2:01.633 Lydia THOMPSON	4	52 2:00.967 Gary JARMAN	
ROW 1		3	85 2:00.259 James ROBINSON	2	191 1:57.596 James SEATH	1	14 1:48.611 Chris BURRAGE

Pole

Brands Hatch GP
Circuit Length = 2.4332 miles

These results are provisional until the conclusion of any judicial and technical matters.

Clerk Of Course :	Steward :	Timekeeper :
-------------------	-----------	--------------

Results can be found at www.tsl-timing.com

Printed - 11:26 Saturday, 03 October 2020



BMCRC - MRO Championships 2020 - Rnd 4 @ Brands Hatch GP



EDlasia Formula 400 & G-Force MC Blue Haze GP

RACE 6 - CLASSIFICATION

POS	NO	CL	PIC NAME	ENTRY	LAPS	TIME	GAP	DIFF	MPH	BEST	ON
1	14		1 Chris BURRAGE	Kawasaki ZXR 400 - Seton tuning, RD racing, Elga	5	8:58.772			81.29	1:46.597	2
2	8	GP	1 Phil ATKINSON	Yamaha TZ350 - Rose mot centre	5	9:01.746	2.974	2.974	80.84	1:43.080	5
3	176	GP	2 Jonathan STAMPER	Yamaha TZ250 -	5	9:02.404	3.632	0.658	80.75	1:42.679	5
4	22	GP	3 Rik BALLERINI	Yamaha SPONDON TZ250 - SCLS LTD, ZX1 XXTF	5	9:04.491	5.719	2.087	80.44	1:44.649	4
5	51	GP	4 Kevin WHOLEY	Yamaha TZ 250 -	5	9:08.086	9.314	3.595	79.91	1:45.267	4
6	168	GP	5 Michael RUSSELL	Yamaha TZ 250 -	5	9:08.422	9.650	0.336	79.86	1:45.078	4
7	0	GP	6 Paul TOLAND	Yamaha TZ250 - Kippers keys	5	9:12.517	13.745	4.095	79.27	1:46.777	4
8	57		2 Paul FISHER	Kawasaki ZXR400 -	5	9:18.862	20.090	6.345	78.37	1:48.065	4
9	257	GP	7 Liam McCARTER	Yamaha TZ -	5	9:22.203	23.431	3.341	77.90	1:48.363	4
10	85*		3 James ROBINSON	Kawasaki ZXR400 - claire palastanga ceramics	5	9:23.431	24.659	1.228	77.73	1:47.653	5
11	64	GP	4 Phil ELLIS	Yamaha TZ250B -	5	9:25.371	26.599	1.940	77.46	1:49.840	4
12	191		8 James SEATH	Kawasaki ZXR400 L9 - Ovenden Earthmoving	5	9:28.259	29.487	2.888	77.07	1:51.585	4
13	48		5 Richie WELSH	Yamaha FZR 400 RRSP - EDEN'S BABY EXPERIE	5	9:29.806	31.034	1.547	76.86	1:52.006	4
14	157	S	1 Geoff MOOK	Yamaha TZR 250 -	5	9:30.482	31.710	0.676	76.77	1:51.433	4
15	155	GP	9 Roy CHAPMAN	Yamaha TZ350 - Self	5	9:31.189	32.417	0.707	76.68	1:49.703	5
16	76	GP	10 Mark HENRYS	Honda RS250R - www.northernlight-uk.com	5	9:32.224	33.452	1.035	76.54	1:48.430	5
17	3	GP	11 Tom BARRETT	Honda RS250 - RGV Workshop	5	9:37.634	38.862	5.410	75.82	1:51.056	4
18	70		6 Andrew BURSCOUGH	Yamaha YPVS 350 - Apollo/Merlin/Abbey/Martitaniu	5	9:38.197	39.425	0.563	75.75	1:53.888	3
19	45		7 Mark THOMPSON	Kawasaki ZXR400 - Flintstone Tyres / David Simon	5	9:38.374	39.602	0.177	75.72	1:51.647	5
20	351	S	2 Sam DIGBY-BAKER	Kawasaki ZXR400 -	5	9:40.207	41.435	1.833	75.48	1:54.227	3
21	122	GP	12 Dave HARVIEK	Yamaha TZ250 4DP - NW Roofing London Ltd	5	9:46.073	47.301	5.866	74.73	1:52.679	4
22	47		8 Allan CLARK	Kawasaki ZXR400 - A Clark & Sons Builders	5	9:59.217	1:00.445	13.144	73.09	1:57.067	5
23	7	GP	13 Ewan HAMILTON	Yamaha TZ - Me myself and I	5	10:09.290	1:10.518	10.073	71.88	1:57.657	5
24	42	GP	14 Sian BROOKS	Honda RS125 - Spyre Ltd	5	10:09.658	1:10.886	0.368	71.84	1:57.882	5
25	21	GP	15 Stuart THURTLIE	Yamaha TZ250B 3YL - TeamTortoise Racing	5	10:09.729	1:10.957	0.071	71.83	1:57.536	5
26	2	GP	16 Nick BEDFORD	Yamaha TZ350 - Banx Race Paint	5	10:11.056	1:12.284	1.327	71.67	1:56.815	5
27	75	R	1 Gary FRASER	Kawasaki ZXR 400 -	5	10:14.699	1:15.927	3.643	71.25	1:59.352	5
28	147	GP	17 John HANNAFORD	Yamaha TZ350D -	5	10:54.093	1:55.321	39.394	66.96	2:07.325	2
29	32	R	2 Leuan COOKE	Kawasaki ZXR 400 -	4	9:29.254	1 Lap	1 Lap	61.55	2:16.403	4

NOT CLASSIFIED

DNF	23	S/R	Tom CAUGHLIN	Honda NSR250 -	4	8:25.224	1 Lap		69.35	2:00.567	3
DNF	11	GP	Gael MACHARD	Yamaha 250 TZ 4DP -	3	5:57.254	2 Laps	1 Lap	73.55	1:55.008	3
DNF	53	GP	Mark WHITING	Yamaha TZ250 - Mark whiting	2	3:51.718	3 Laps	1 Lap	75.60	1:49.787	2
DNF	126		Glynn DAVIES	Kawasaki ZXR400 -	1	2:07.310	4 Laps	1 Lap	68.80		
DNF	52		Gary JARMAN	Kawasaki ZXR 400 -	0						
DNF	26		Lydia THOMPSON	Kawasaki ZXR400 - Flintstone Racing - David Simon	0						
DNF	33	S	Carl JOHNSTONE	Yamaha FZR400RR - EDlasia	0						
DNF	34	GP	Vince CUNDLE	Yamaha TZ350G BSR - FONDSECA	0						

FASTEST LAP

176	GP	Jonathan STAMPER	Yamaha TZ250 -	5	1:42.679	85.31 mph	137.29 kph
14		Chris BURRAGE	Kawasaki ZXR 400 - Seton tuning, RD racing, Elga	2	1:46.597	82.17 mph	132.25 kph
157	S	Geoff MOOK	Yamaha TZR 250 -	4	1:51.433	78.61 mph	126.51 kph
75	R	Gary FRASER	Kawasaki ZXR 400 -	5	1:59.352	73.39 mph	118.11 kph
23	S/R	Tom CAUGHLIN	Honda NSR250 -	3	2:00.567	72.65 mph	116.92 kph

* Bike 85 - 10 second penalty - jump start
 Class - 92.5% of Race Speed = 75.19 mph
 Class GP - 92.5% of Race Speed = 74.77 mph
 Class S - 92.5% of Race Speed = 71.01 mph
 Class R - 92.5% of Race Speed = 65.90 mph

Brands Hatch GP
 Circuit Length = 2.4332 miles
 Start: 14:09 Flag 14:18 End: 14:20

Weather / Track : Cloudy / Drying

These results are provisional until the conclusion of any judicial and technical matters.

Clerk Of Course :	Steward :	Timekeeper :
-------------------	-----------	--------------

BMCRC - MRO Championships 2020 - Rnd 4 @ Brands Hatch GP

EDlasia Formula 400 & G-Force MC Blue Haze GP

RACE 6 - LAP CHART

LAP 1 @ 14:10:58.183

NO	BEHIND	LAP TIME
14		1:50.045
191	6.825	1:56.870
157	8.377	1:58.422
85	8.722	1:58.767
48	8.984	1:59.029
0	9.280	1:59.325
8	10.208	2:00.253
22	10.257	2:00.302
351	10.388	2:00.433
57	10.670	2:00.715
70	10.962	2:01.007
53	11.886	2:01.931
168	11.975	2:02.020
64	12.722	2:02.767
176	13.251	2:03.296
51	13.330	2:03.375
257	13.904	2:03.949
47	16.950	2:06.995
11	17.058	2:07.103
45	17.104	2:07.149
126	17.265	2:07.310
155	18.201	2:08.246
3	19.433	2:09.478
76	19.892	2:09.937
122	20.861	2:10.906
7	21.279	2:11.324
75	21.608	2:11.653
42	22.030	2:12.075
23	22.146	2:12.191
21	22.407	2:12.452
2	23.498	2:13.543
147	29.660	2:19.705
32	40.980	2:31.025

LAP 2 @ 14:12:44.780

NO	BEHIND	LAP TIME
14		1:46.597
22	11.416	1:47.756
8	11.980	1:48.369
0	12.065	1:49.382
85	12.543	1:50.418
191	13.989	1:53.761
168	14.277	1:48.899
176	14.503	1:47.849
57	14.543	1:50.470
157	14.880	1:53.100
53	15.076	1:49.787
51	15.214	1:48.481
48	15.247	1:52.860
64	16.920	1:50.795
351	18.350	1:54.559
257	18.543	1:51.236
70	18.579	1:54.214
45	24.147	1:53.640
155	24.201	1:52.597
76	24.799	1:51.504
11	25.604	1:55.143
3	26.139	1:53.303
122	27.971	1:53.707
47	29.150	1:58.797
42	36.021	2:00.588
7	36.110	2:01.428

21	36.362	2:00.552
75	37.410	2:02.399
2	37.843	2:00.942
23	38.930	2:03.381
147	50.388	2:07.325
32	1:15.755	2:21.372

LAP 3 @ 14:14:31.414

NO	BEHIND	LAP TIME
14		1:46.634
8	11.382	1:46.036
22	11.830	1:47.048
176	13.038	1:45.169
0	13.935	1:48.504
51	14.062	1:45.482
85	14.073	1:48.164
168	14.651	1:47.008
57	17.284	1:49.375
191	20.088	1:52.733
48	21.574	1:52.961
64	21.679	1:51.393
257	21.700	1:49.791
157	22.710	1:54.464
70	25.833	1:53.888
351	25.943	1:54.227
155	28.235	1:50.668
76	28.320	1:50.155
45	30.982	1:53.469
3	31.986	1:52.481
11	33.978	1:55.008
122	35.426	1:54.089
47	40.722	1:58.206
42	49.457	2:00.070
7	49.872	2:00.396
21	50.138	2:00.410
75	52.455	2:01.679
2	52.740	2:01.531
23	52.863	2:00.567
147	1:14.950	2:11.196

LAP 4 @ 14:16:19.292

NO	BEHIND	LAP TIME
14		1:47.878
32	1 Lap	2:20.454
8	7.512	1:44.008
176	8.571	1:43.411
22	8.601	1:44.649
51	11.451	1:45.267
168	11.851	1:45.078
0	12.834	1:46.777
85	14.624	1:48.429
57	17.471	1:48.065
257	22.185	1:48.363
64	23.641	1:49.840
191	23.795	1:51.585
48	25.702	1:52.006
157	26.265	1:51.433
155	30.332	1:49.975
76	32.640	1:52.198
70	32.757	1:54.802
351	34.080	1:56.015
3	35.164	1:51.056
45	35.573	1:52.469
122	40.227	1:52.679

47	50.996	1:58.152
7	1:00.479	1:58.485
42	1:00.622	1:59.043
21	1:01.039	1:58.779
2	1:03.087	1:58.225
75	1:04.193	1:59.616
23	1:14.070	2:09.085
147	1:34.702	2:07.630

LAP 5 @ 14:18:06.910

NO	BEHIND	LAP TIME
14		1:47.618
8	2.974	1:43.080
176	3.632	1:42.679
22	5.719	1:44.736
51	9.314	1:45.481
168	9.650	1:45.417
0	13.745	1:48.529
85	14.659	1:47.653
57	20.090	1:50.237
257	23.431	1:48.864
64	26.599	1:50.576
191	29.487	1:53.310
32	1 Lap	2:16.403
48	31.034	1:52.950
157	31.710	1:53.063
155	32.417	1:49.703
76	33.452	1:48.430
3	38.862	1:51.316
70	39.425	1:54.286
45	39.602	1:51.647
351	41.435	1:54.973
122	47.301	1:54.692
47	1:00.445	1:57.067
7	1:10.518	1:57.657
42	1:10.886	1:57.882
21	1:10.957	1:57.536
2	1:12.284	1:56.815
75	1:15.927	1:59.352
147	1:55.321	2:08.237

Weather / Track : Cloudy / Drying

Results can be found at www.tsl-timing.com

Brands Hatch GP

Circuit Length = 2.4332 miles

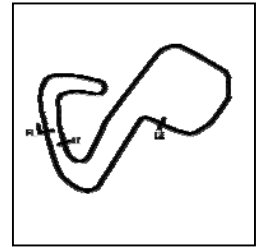
Start: 14:09 Flag 14:18 End: 14:20

Printed - 14:21 Saturday, 03 October 2020

BMCRC - MRO Championships 2020 - Rnd 4 @ Brands Hatch GP

EDlasia Formula 400 & G-Force MC Blue Haze GP

RACE 6 - SECTOR ANALYSIS



SECTOR 1 = FL to I1, SECTOR 2 = I1 to I2, SECTOR 3 = I2 to FL, DIFF = Difference To Personal Best Lap, P = Crossed Finish Line in Pit Lane, D = Time Disallowed

P1 14		Chris BURRAGE		Kawasaki ZXR 400 - Seton tuning, RD racing, Elgar brothers, r			
IDEAL LAP TIME : 1:45.356		BEST LAP TIME : 1:46.597		DIFFERENCE : 1.241			
LAP	SECTOR 1	SECTOR 2	SECTOR 3	LAP TIME	MPH	DIFF	TIME OF DAY
1 -		47.147	24.876	1:50.045	79.60	3.448	14:10:58.183
2 -	33.333	48.283	24.981	1:46.597 (1)	82.17		14:12:44.780
3 -	33.830	47.433	25.371	1:46.634 (2)	82.14	0.037	14:14:31.414
4 -	34.500	48.201	25.177	1:47.878	81.20	1.281	14:16:19.292
5 -	33.725	48.112	25.781	1:47.618 (3)	81.39	1.021	14:18:06.910

P2 8 GP		Phil ATKINSON		Yamaha TZ350 - Rose mot centre			
IDEAL LAP TIME : 1:43.005		BEST LAP TIME : 1:43.080		DIFFERENCE : 0.075			
LAP	SECTOR 1	SECTOR 2	SECTOR 3	LAP TIME	MPH	DIFF	TIME OF DAY
1 -		49.906	25.453	2:00.253	72.84	17.173	14:11:08.391
2 -	33.309	49.674	25.386	1:48.369	80.83	5.289	14:12:56.760
3 -	33.524	47.891	24.621	1:46.036 (3)	82.61	2.956	14:14:42.796
4 -	32.777	47.005	24.226	1:44.008 (2)	84.22	0.928	14:16:26.804
5 -	32.426	46.353	24.301	1:43.080 (1)	84.98		14:18:09.884

P3 176 GP		Jonathan STAMPER		Yamaha TZ250 -			
IDEAL LAP TIME : 1:42.326		BEST LAP TIME : 1:42.679		DIFFERENCE : 0.353			
LAP	SECTOR 1	SECTOR 2	SECTOR 3	LAP TIME	MPH	DIFF	TIME OF DAY
1 -		51.633	25.009	2:03.296	71.04	20.617	14:11:11.434
2 -	33.744	48.969	25.136	1:47.849	81.22	5.170	14:12:59.283
3 -	33.600	47.494	24.075	1:45.169 (3)	83.29	2.490	14:14:44.452
4 -	32.189	47.149	24.073	1:43.411 (2)	84.70	0.732	14:16:27.863
5 -	32.542	46.366	23.771	1:42.679 (1)	85.31		14:18:10.542

P4 22 GP		Rik BALLERINI		Yamaha SPONDON TZ250 - SCLS LTD, ZX1 XXTRALUBE, GE			
IDEAL LAP TIME : 1:44.450		BEST LAP TIME : 1:44.649		DIFFERENCE : 0.199			
LAP	SECTOR 1	SECTOR 2	SECTOR 3	LAP TIME	MPH	DIFF	TIME OF DAY
1 -		49.976	26.255	2:00.302	72.81	15.653	14:11:08.440
2 -	33.432	48.937	25.387	1:47.756	81.29	3.107	14:12:56.196
3 -	34.176	47.992	24.880	1:47.048 (3)	81.83	2.399	14:14:43.244
4 -	32.827	47.009	24.813	1:44.649 (1)	83.70		14:16:27.893
5 -	32.628	47.100	25.008	1:44.736 (2)	83.63	0.087	14:18:12.629

P5 51 GP		Kevin WHOLEY		Yamaha TZ 250 -			
IDEAL LAP TIME : 1:44.878		BEST LAP TIME : 1:45.267		DIFFERENCE : 0.389			
LAP	SECTOR 1	SECTOR 2	SECTOR 3	LAP TIME	MPH	DIFF	TIME OF DAY
1 -		50.952	25.361	2:03.375	71.00	18.108	14:11:11.513
2 -	34.350	49.125	25.006	1:48.481	80.75	3.214	14:12:59.994
3 -	33.795	47.297	24.390	1:45.482 (3)	83.04	0.215	14:14:45.476
4 -	33.191	47.681	24.395	1:45.267 (1)	83.21		14:16:30.743
5 -	33.430	47.522	24.529	1:45.481 (2)	83.04	0.214	14:18:16.224

P6 168 GP		Michael RUSSELL		Yamaha TZ 250 -			
IDEAL LAP TIME : 1:45.078		BEST LAP TIME : 1:45.078		DIFFERENCE : 0.000			
LAP	SECTOR 1	SECTOR 2	SECTOR 3	LAP TIME	MPH	DIFF	TIME OF DAY
1 -		51.194	25.660	2:02.020	71.79	16.942	14:11:10.158
2 -	35.326	48.215	25.358	1:48.899	80.44	3.821	14:12:59.057
3 -	34.237	47.979	24.792	1:47.008 (3)	81.86	1.930	14:14:46.065
4 -	33.438	47.158	24.482	1:45.078 (1)	83.36		14:16:31.143
5 -	33.613	47.226	24.578	1:45.417 (2)	83.09	0.339	14:18:16.560

Weather / Track : Cloudy / Drying

Brands Hatch GP

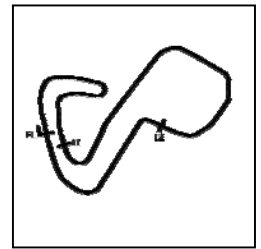
Circuit Length = 2.4332 miles

Start: 14:09 Flag 14:18 End: 14:20

BMCRC - MRO Championships 2020 - Rnd 4 @ Brands Hatch GP

EDlasia Formula 400 & G-Force MC Blue Haze GP

RACE 6 - SECTOR ANALYSIS



SECTOR 1 = FL to I1, SECTOR 2 = I1 to I2, SECTOR 3 = I2 to FL, DIFF = Difference To Personal Best Lap, P = Crossed Finish Line in Pit Lane, D = Time Disallowed

P7 0 GP		Paul TOLAND		Yamaha TZ250 - Kippers keys			
IDEAL LAP TIME : 1:46.777		BEST LAP TIME : 1:46.777		DIFFERENCE : 0.000			
LAP	SECTOR 1	SECTOR 2	SECTOR 3	LAP TIME	MPH	DIFF	TIME OF DAY
1 -		50.132	25.673	1:59.325	73.41	12.548	14:11:07.463
2 -	34.145	49.581	25.656	1:49.382	80.08	2.605	14:12:56.845
3 -	34.391	48.578	25.535	1:48.504 (2)	80.73	1.727	14:14:45.349
4 -	33.547	48.183	25.047	1:46.777 (1)	82.03		14:16:32.126
5 -	33.991	48.800	25.738	1:48.529 (3)	80.71	1.752	14:18:20.655

P8 57		Paul FISHER		Kawasaki ZXR400 -			
IDEAL LAP TIME : 1:47.913		BEST LAP TIME : 1:48.065		DIFFERENCE : 0.152			
LAP	SECTOR 1	SECTOR 2	SECTOR 3	LAP TIME	MPH	DIFF	TIME OF DAY
1 -		51.675	26.796	2:00.715	72.56	12.650	14:11:08.853
2 -	34.713	49.085	26.672	1:50.470	79.29	2.405	14:12:59.323
3 -	35.200	48.422	25.753	1:49.375 (2)	80.08	1.310	14:14:48.698
4 -	33.816	48.574	25.675	1:48.065 (1)	81.06		14:16:36.763
5 -	34.681	49.620	25.936	1:50.237 (3)	79.46	2.172	14:18:27.000

P9 257 GP		Liam McCARTER		Yamaha TZ -			
IDEAL LAP TIME : 1:48.363		BEST LAP TIME : 1:48.363		DIFFERENCE : 0.000			
LAP	SECTOR 1	SECTOR 2	SECTOR 3	LAP TIME	MPH	DIFF	TIME OF DAY
1 -		52.306	26.691	2:03.949	70.67	15.586	14:11:12.087
2 -	35.170	50.236	25.830	1:51.236	78.75	2.873	14:13:03.323
3 -	34.078	49.693	26.020	1:49.791 (3)	79.78	1.428	14:14:53.114
4 -	33.956	48.816	25.591	1:48.363 (1)	80.83		14:16:41.477
5 -	34.065	49.142	25.657	1:48.864 (2)	80.46	0.501	14:18:30.341

P10 85		James ROBINSON		Kawasaki ZXR400 - claire palastanga ceramics			
IDEAL LAP TIME : 1:47.241		BEST LAP TIME : 1:47.653		DIFFERENCE : 0.412			
LAP	SECTOR 1	SECTOR 2	SECTOR 3	LAP TIME	MPH	DIFF	TIME OF DAY
1 -		50.854	25.365	1:58.767	73.75	11.114	14:11:06.905
2 -	34.292	50.802	25.324	1:50.418	79.33	2.765	14:12:57.323
3 -	34.184	48.881	25.099	1:48.164 (2)	80.98	0.511	14:14:45.487
4 -	34.636	48.875	24.918	1:48.429 (3)	80.78	0.776	14:16:33.916
5 -	33.448	48.905	25.300	1:47.653 (1)	81.37		14:18:21.569

P11 64 GP		Phil ELLIS		Yamaha TZ250B -			
IDEAL LAP TIME : 1:49.637		BEST LAP TIME : 1:49.840		DIFFERENCE : 0.203			
LAP	SECTOR 1	SECTOR 2	SECTOR 3	LAP TIME	MPH	DIFF	TIME OF DAY
1 -		51.850	25.565	2:02.767	71.35	12.927	14:11:10.905
2 -	34.837	50.187	25.771	1:50.795 (3)	79.06	0.955	14:13:01.700
3 -	34.829	50.394	26.170	1:51.393	78.63	1.553	14:14:53.093
4 -	34.488	49.584	25.768	1:49.840 (1)	79.75		14:16:42.933
5 -	34.652	49.943	25.981	1:50.576 (2)	79.22	0.736	14:18:33.509

P12 191		James SEATH		Kawasaki ZXR400 L9 - Ovenden Earthmoving			
IDEAL LAP TIME : 1:51.254		BEST LAP TIME : 1:51.585		DIFFERENCE : 0.331			
LAP	SECTOR 1	SECTOR 2	SECTOR 3	LAP TIME	MPH	DIFF	TIME OF DAY
1 -		50.516	26.606	1:56.870	74.95	5.285	14:11:05.008
2 -	35.591	51.637	26.533	1:53.761	77.00	2.176	14:12:58.769
3 -	36.670	49.905	26.158	1:52.733 (2)	77.70	1.148	14:14:51.502
4 -	35.191	50.042	26.352	1:51.585 (1)	78.50		14:16:43.087
5 -	35.589	50.525	27.196	1:53.310 (3)	77.30	1.725	14:18:36.397

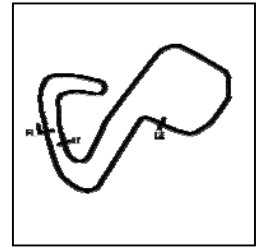
Weather / Track : Cloudy / Drying

Brands Hatch GP
Circuit Length = 2.4332 miles
Start: 14:09 Flag 14:18 End: 14:20

BMCRC - MRO Championships 2020 - Rnd 4 @ Brands Hatch GP

EDlasia Formula 400 & G-Force MC Blue Haze GP

RACE 6 - SECTOR ANALYSIS



SECTOR 1 = FL to I1, SECTOR 2 = I1 to I2, SECTOR 3 = I2 to FL, DIFF = Difference To Personal Best Lap, P = Crossed Finish Line in Pit Lane, D = Time Disallowed

P13 48		Richie WELSH		Yamaha FZR 400 RRSP - EDEN'S BABY EXPERIENCES/ PE1			
IDEAL LAP TIME : 1:51.537		BEST LAP TIME : 1:52.006		DIFFERENCE : 0.469			
LAP	SECTOR 1	SECTOR 2	SECTOR 3	LAP TIME	MPH	DIFF	TIME OF DAY
1 -		50.741	25.911	1:59.029	73.59	7.023	14:11:07.167
2 -	35.791	50.783	26.286	1:52.860 (2)	77.61	0.854	14:13:00.027
3 -	36.293	50.364	26.304	1:52.961	77.54	0.955	14:14:52.988
4 -	35.563	50.063	26.380	1:52.006 (1)	78.20		14:16:44.994
5 -	36.128	50.344	26.478	1:52.950 (3)	77.55	0.944	14:18:37.944

P14 157 S		Geoff MOOK		Yamaha TZR 250 -			
IDEAL LAP TIME : 1:51.401		BEST LAP TIME : 1:51.433		DIFFERENCE : 0.032			
LAP	SECTOR 1	SECTOR 2	SECTOR 3	LAP TIME	MPH	DIFF	TIME OF DAY
1 -		50.304	26.588	1:58.422	73.97	6.989	14:11:06.560
2 -	35.453	50.525	27.122	1:53.100 (3)	77.45	1.667	14:12:59.660
3 -	36.290	51.334	26.840	1:54.464	76.52	3.031	14:14:54.124
4 -	35.087	49.726	26.620	1:51.433 (1)	78.61		14:16:45.557
5 -	36.150	50.088	26.825	1:53.063 (2)	77.47	1.630	14:18:38.620

P15 155 GP		Roy CHAPMAN		Yamaha TZ350 - Self			
IDEAL LAP TIME : 1:49.352		BEST LAP TIME : 1:49.703		DIFFERENCE : 0.351			
LAP	SECTOR 1	SECTOR 2	SECTOR 3	LAP TIME	MPH	DIFF	TIME OF DAY
1 -		53.601	26.355	2:08.246	68.30	18.543	14:11:16.384
2 -	35.997	50.753	25.847	1:52.597	77.79	2.894	14:13:08.981
3 -	35.508	49.524	25.636	1:50.668 (3)	79.15	0.965	14:14:59.649
4 -	34.656	49.759	25.560	1:49.975 (2)	79.65	0.272	14:16:49.624
5 -	34.950	49.136	25.617	1:49.703 (1)	79.85		14:18:39.327

P16 76 GP		Mark HENRYS		Honda RS250R - www.northernlight-uk.com			
IDEAL LAP TIME : 1:48.375		BEST LAP TIME : 1:48.430		DIFFERENCE : 0.055			
LAP	SECTOR 1	SECTOR 2	SECTOR 3	LAP TIME	MPH	DIFF	TIME OF DAY
1 -		55.291	27.196	2:09.937	67.41	21.507	14:11:18.075
2 -	35.290	50.360	25.854	1:51.504 (3)	78.56	3.074	14:13:09.579
3 -	34.676	49.110	26.369	1:50.155 (2)	79.52	1.725	14:14:59.734
4 -	34.945	50.855	26.398	1:52.198	78.07	3.768	14:16:51.932
5 -	34.119	48.402	25.909	1:48.430 (1)	80.78		14:18:40.362

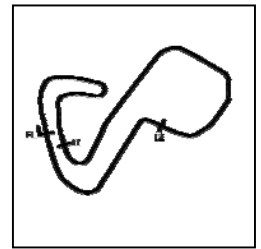
P17 3 GP		Tom BARRETT		Honda RS250 - RGV Workshop			
IDEAL LAP TIME : 1:50.736		BEST LAP TIME : 1:51.056		DIFFERENCE : 0.320			
LAP	SECTOR 1	SECTOR 2	SECTOR 3	LAP TIME	MPH	DIFF	TIME OF DAY
1 -		54.072	27.631	2:09.478	67.65	18.422	14:11:17.616
2 -	36.591	50.735	25.977	1:53.303	77.31	2.247	14:13:10.919
3 -	36.305	50.498	25.678	1:52.481 (3)	77.87	1.425	14:15:03.400
4 -	35.309	50.449	25.298	1:51.056 (1)	78.87		14:16:54.456
5 -	34.989	50.565	25.762	1:51.316 (2)	78.69	0.260	14:18:45.772

P18 70		Andrew BURSCOUGH		Yamaha YPVS 350 - Apollo/Merlin/Abbey/Martitanium			
IDEAL LAP TIME : 1:53.259		BEST LAP TIME : 1:53.888		DIFFERENCE : 0.629			
LAP	SECTOR 1	SECTOR 2	SECTOR 3	LAP TIME	MPH	DIFF	TIME OF DAY
1 -		51.405	26.556	2:01.007	72.39	7.119	14:11:09.145
2 -	36.198	51.817	26.199	1:54.214 (2)	76.69	0.326	14:13:03.359
3 -	35.850	51.210	26.828	1:53.888 (1)	76.91		14:14:57.247
4 -	36.522	51.399	26.881	1:54.802	76.30	0.914	14:16:52.049
5 -	36.183	51.342	26.761	1:54.286 (3)	76.64	0.398	14:18:46.335

BMCRG - MRO Championships 2020 - Rnd 4 @ Brands Hatch GP

EDlasia Formula 400 & G-Force MC Blue Haze GP

RACE 6 - SECTOR ANALYSIS



SECTOR 1 = FL to I1, SECTOR 2 = I1 to I2, SECTOR 3 = I2 to FL, DIFF = Difference To Personal Best Lap, P = Crossed Finish Line in Pit Lane, D = Time Disallowed

P19 45		Mark THOMPSON		Kawasaki ZXR400 - Flintstone Tyres / David Simon Tuning			
IDEAL LAP TIME : 1:51.489		BEST LAP TIME : 1:51.647		DIFFERENCE : 0.158			
LAP	SECTOR 1	SECTOR 2	SECTOR 3	LAP TIME	MPH	DIFF	TIME OF DAY
1 -		53.538	27.403	2:07.149	68.89	15.502	14:11:15.287
2 -	36.112	50.938	26.590	1:53.640	77.08	1.993	14:13:08.927
3 -	36.239	50.555	26.675	1:53.469 (3)	77.20	1.822	14:15:02.396
4 -	35.849	50.603	26.017	1:52.469 (2)	77.88	0.822	14:16:54.865
5 -	35.028	50.444	26.175	1:51.647 (1)	78.46		14:18:46.512

P20 351 S		Sam DIGBY-BAKER		Kawasaki ZXR400 -			
IDEAL LAP TIME : 1:53.999		BEST LAP TIME : 1:54.227		DIFFERENCE : 0.228			
LAP	SECTOR 1	SECTOR 2	SECTOR 3	LAP TIME	MPH	DIFF	TIME OF DAY
1 -		51.725	26.956	2:00.433	72.73	6.206	14:11:08.571
2 -	36.247	51.413	26.899	1:54.559 (2)	76.46	0.332	14:13:03.130
3 -	36.044	51.056	27.127	1:54.227 (1)	76.68		14:14:57.357
4 -	36.684	52.013	27.318	1:56.015	75.50	1.788	14:16:53.372
5 -	36.223	51.806	26.944	1:54.973 (3)	76.19	0.746	14:18:48.345

P21 122 GP		Dave HARVIEK		Yamaha TZ250 4DP - NW Roofing London Ltd			
IDEAL LAP TIME : 1:52.502		BEST LAP TIME : 1:52.679		DIFFERENCE : 0.177			
LAP	SECTOR 1	SECTOR 2	SECTOR 3	LAP TIME	MPH	DIFF	TIME OF DAY
1 -		55.399	27.496	2:10.906	66.91	18.227	14:11:19.044
2 -	36.544	50.827	26.336	1:53.707 (2)	77.03	1.028	14:13:12.751
3 -	36.465	51.094	26.530	1:54.089 (3)	76.78	1.410	14:15:06.840
4 -	35.598	50.568	26.513	1:52.679 (1)	77.74		14:16:59.519
5 -	36.305	51.476	26.911	1:54.692	76.37	2.013	14:18:54.211

P22 47		Allan CLARK		Kawasaki ZXR400 - A Clark & Sons Builders			
IDEAL LAP TIME : 1:57.067		BEST LAP TIME : 1:57.067		DIFFERENCE : 0.000			
LAP	SECTOR 1	SECTOR 2	SECTOR 3	LAP TIME	MPH	DIFF	TIME OF DAY
1 -		55.007	27.320	2:06.995	68.97	9.928	14:11:15.133
2 -	37.743	53.626	27.428	1:58.797	73.73	1.730	14:13:13.930
3 -	37.242	53.413	27.551	1:58.206 (3)	74.10	1.139	14:15:12.136
4 -	37.161	53.652	27.339	1:58.152 (2)	74.14	1.085	14:17:10.288
5 -	36.817	53.164	27.086	1:57.067 (1)	74.82		14:19:07.355

P23 7 GP		Ewan HAMILTON		Yamaha TZ - Me myself and I			
IDEAL LAP TIME : 1:57.657		BEST LAP TIME : 1:57.657		DIFFERENCE : 0.000			
LAP	SECTOR 1	SECTOR 2	SECTOR 3	LAP TIME	MPH	DIFF	TIME OF DAY
1 -		55.036	27.755	2:11.324	66.70	13.667	14:11:19.462
2 -	38.069	54.964	28.395	2:01.428	72.14	3.771	14:13:20.890
3 -	38.408	54.305	27.683	2:00.396 (3)	72.75	2.739	14:15:21.286
4 -	37.933	53.156	27.396	1:58.485 (2)	73.93	0.828	14:17:19.771
5 -	37.752	52.771	27.134	1:57.657 (1)	74.45		14:19:17.428

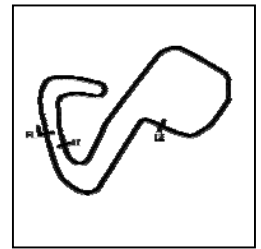
P24 42 GP		Sian BROOKS		Honda RS125 - Spyre Ltd			
IDEAL LAP TIME : 1:57.716		BEST LAP TIME : 1:57.882		DIFFERENCE : 0.166			
LAP	SECTOR 1	SECTOR 2	SECTOR 3	LAP TIME	MPH	DIFF	TIME OF DAY
1 -		54.566	28.098	2:12.075	66.32	14.193	14:11:20.213
2 -	38.516	53.934	28.138	2:00.588	72.64	2.706	14:13:20.801
3 -	37.741	54.616	27.713	2:00.070 (3)	72.95	2.188	14:15:20.871
4 -	37.917	54.089	27.037	1:59.043 (2)	73.58	1.161	14:17:19.914
5 -	37.339	53.340	27.203	1:57.882 (1)	74.31		14:19:17.796

Weather / Track : Cloudy / Drying

BMCRC - MRO Championships 2020 - Rnd 4 @ Brands Hatch GP

EDlasia Formula 400 & G-Force MC Blue Haze GP

RACE 6 - SECTOR ANALYSIS



SECTOR 1 = FL to I1, SECTOR 2 = I1 to I2, SECTOR 3 = I2 to FL, DIFF = Difference To Personal Best Lap, P = Crossed Finish Line in Pit Lane, D = Time Disallowed

P25 21 GP		Stuart THURTLE		Yamaha TZ250B 3YL - TeamTortoise Racing			
IDEAL LAP TIME : 1:57.536		BEST LAP TIME : 1:57.536		DIFFERENCE : 0.000			
LAP	SECTOR 1	SECTOR 2	SECTOR 3	LAP TIME	MPH	DIFF	TIME OF DAY
1 -		54.760	27.805	2:12.452	66.13	14.916	14:11:20.590
2 -	38.182	55.137	27.233	2:00.552	72.66	3.016	14:13:21.142
3 -	38.454	55.102	26.854	2:00.410 (3)	72.75	2.874	14:15:21.552
4 -	38.468	53.617	26.694	1:58.779 (2)	73.74	1.243	14:17:20.331
5 -	37.701	53.294	26.541	1:57.536 (1)	74.52		14:19:17.867

P26 2 GP		Nick BEDFORD		Yamaha TZ350 - Banx Race Paint			
IDEAL LAP TIME : 1:56.815		BEST LAP TIME : 1:56.815		DIFFERENCE : 0.000			
LAP	SECTOR 1	SECTOR 2	SECTOR 3	LAP TIME	MPH	DIFF	TIME OF DAY
1 -		55.704	27.357	2:13.543	65.59	16.728	14:11:21.681
2 -	37.773	55.453	27.716	2:00.942 (3)	72.43	4.127	14:13:22.623
3 -	38.652	55.484	27.395	2:01.531	72.07	4.716	14:15:24.154
4 -	37.609	53.606	27.010	1:58.225 (2)	74.09	1.410	14:17:22.379
5 -	37.055	53.022	26.738	1:56.815 (1)	74.98		14:19:19.194

P27 75 R		Gary FRASER		Kawasaki ZXR 400 -			
IDEAL LAP TIME : 1:58.858		BEST LAP TIME : 1:59.352		DIFFERENCE : 0.494			
LAP	SECTOR 1	SECTOR 2	SECTOR 3	LAP TIME	MPH	DIFF	TIME OF DAY
1 -		56.317	28.563	2:11.653	66.53	12.301	14:11:19.791
2 -	38.928	55.269	28.202	2:02.399	71.56	3.047	14:13:22.190
3 -	38.907	55.016	27.756	2:01.679 (3)	71.99	2.327	14:15:23.869
4 -	37.632	54.632	27.352	1:59.616 (2)	73.23	0.264	14:17:23.485
5 -	37.641	53.874	27.837	1:59.352 (1)	73.39		14:19:22.837

P28 147 GP		John HANNAFORD		Yamaha TZ350D -			
IDEAL LAP TIME : 2:06.287		BEST LAP TIME : 2:07.325		DIFFERENCE : 1.038			
LAP	SECTOR 1	SECTOR 2	SECTOR 3	LAP TIME	MPH	DIFF	TIME OF DAY
1 -		58.369	28.639	2:19.705	62.70	12.380	14:11:27.843
2 -	39.648	58.794	28.883	2:07.325 (1)	68.79		14:13:35.168
3 -	41.850	1:00.088	29.258	2:11.196	66.76	3.871	14:15:46.364
4 -	39.279	58.835	29.516	2:07.630 (2)	68.63	0.305	14:17:53.994
5 -	40.110	59.213	28.914	2:08.237 (3)	68.30	0.912	14:20:02.231

P29 32 R		Leuan COOKE		Kawasaki ZXR 400 -			
IDEAL LAP TIME : 2:16.403		BEST LAP TIME : 2:16.403		DIFFERENCE : 0.000			
LAP	SECTOR 1	SECTOR 2	SECTOR 3	LAP TIME	MPH	DIFF	TIME OF DAY
1 -		1:04.103	32.291	2:31.025	58.00	14.622	14:11:39.163
2 -	45.413	1:03.674	32.285	2:21.372 (3)	61.96	4.969	14:14:00.535
3 -	45.222	1:03.167	32.065	2:20.454 (2)	62.36	4.051	14:16:20.989
4 -	44.146	1:01.648	30.609	2:16.403 (1)	64.22		14:18:37.392

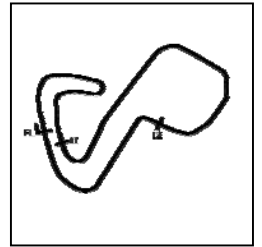
P30 23 S/R		Tom CAUGHLIN		Honda NSR250 -			
IDEAL LAP TIME : 2:00.235		BEST LAP TIME : 2:00.567		DIFFERENCE : 0.332			
LAP	SECTOR 1	SECTOR 2	SECTOR 3	LAP TIME	MPH	DIFF	TIME OF DAY
1 -		56.871	28.452	2:12.191	66.26	11.624	14:11:20.329
2 -	37.948	57.205	28.228	2:03.381 (2)	70.99	2.814	14:13:23.710
3 -	37.118	54.889	28.560	2:00.567 (1)	72.65		14:15:24.277
4 -	37.266	58.746	33.073	2:09.085 (3)	67.86	8.518	14:17:33.362

Weather / Track : Cloudy / Drying

BMCRRC - MRO Championships 2020 - Rnd 4 @ Brands Hatch GP

EDlasia Formula 400 & G-Force MC Blue Haze GP

RACE 6 - SECTOR ANALYSIS



SECTOR 1 = FL to I1, SECTOR 2 = I1 to I2, SECTOR 3 = I2 to FL, DIFF = Difference To Personal Best Lap, P = Crossed Finish Line in Pit Lane, D = Time Disallowed

P31 11 GP		Gael MACHARD		Yamaha 250 TZ 4DP -			
IDEAL LAP TIME : 1:53.313		BEST LAP TIME : 1:55.008		DIFFERENCE : 1.695			
LAP	SECTOR 1	SECTOR 2	SECTOR 3	LAP TIME	MPH	DIFF	TIME OF DAY
1 -		53.383	26.369	2:07.103	68.91	12.095	14:11:15.241
2 -	36.899	51.174	27.070	1:55.143 (2)	76.07	0.135	14:13:10.384
3 -	35.770	52.390	26.848	1:55.008 (1)	76.16		14:15:05.392

P32 53 GP		Mark WHITING		Yamaha TZ250 - Mark whiting			
IDEAL LAP TIME : 1:49.787		BEST LAP TIME : 1:49.787		DIFFERENCE : 0.000			
LAP	SECTOR 1	SECTOR 2	SECTOR 3	LAP TIME	MPH	DIFF	TIME OF DAY
1 -		50.370	25.808	2:01.931	71.84	12.144	14:11:10.069
2 -	35.074	49.612	25.101	1:49.787 (1)	79.78		14:12:59.856

P33 126		Glynn DAVIES		Kawasaki ZXR400 -			
IDEAL LAP TIME :		BEST LAP TIME :		DIFFERENCE :			
LAP	SECTOR 1	SECTOR 2	SECTOR 3	LAP TIME	MPH	DIFF	TIME OF DAY
1 -		52.895	30.457	2:07.310	68.80		14:11:15.448

BMCRC - MRO Championships 2020 - Rnd 4 @ Brands Hatch GP

EDlasia Formula 400 & G-Force MC Blue Haze GP

RACE 6 - BEST SECTORS

SECTOR 1			SECTOR 2			SECTOR 3			IDEAL / BEST COMPARISON						
POS	NO	NAME	TIME	NO	NAME	TIME	NO	NAME	TIME	POS	NO	NAME	IDEAL	BEST	DIFF
													PERFECT LAP	1:42.313	
1	176	STAMPER	32.189	8	ATKINSON	46.353	176	STAMPER	23.771	1	176	STAMPER	1:42.326	1:42.679	0.353
2	8	ATKINSON	32.426	176	STAMPER	46.366	8	ATKINSON	24.226	2	8	ATKINSON	1:43.005	1:43.080	0.075
3	22	BALLERINI	32.628	22	BALLERINI	47.009	51	WHOLEY	24.390	3	22	BALLERINI	1:44.450	1:44.649	0.199
4	51	WHOLEY	33.191	14	BURRAGE	47.147	168	RUSSELL	24.482	4	51	WHOLEY	1:44.878	1:45.267	0.389
5	14	BURRAGE	33.333	168	RUSSELL	47.158	22	BALLERINI	24.813	5	168	RUSSELL	1:45.078	1:45.078	0.000
6	168	RUSSELL	33.438	51	WHOLEY	47.297	14	BURRAGE	24.876	6	14	BURRAGE	1:45.356	1:46.597	1.241
7	85	ROBINSON	33.448	0	TOLAND	48.183	85	ROBINSON	24.918	7	0	TOLAND	1:46.777	1:46.777	0.000
8	0	TOLAND	33.547	76	HENRYS	48.402	0	TOLAND	25.047	8	85	ROBINSON	1:47.241	1:47.653	0.412
9	57	FISHER	33.816	57	FISHER	48.422	53	WHITING	25.101	9	57	FISHER	1:47.913	1:48.065	0.152
10	257	McCARTER	33.956	257	McCARTER	48.816	3	BARRETT	25.298	10	257	McCARTER	1:48.363	1:48.363	0.000
11	76	HENRYS	34.119	85	ROBINSON	48.875	155	CHAPMAN	25.560	11	76	HENRYS	1:48.375	1:48.430	0.055
12	64	ELLIS	34.488	155	CHAPMAN	49.136	64	ELLIS	25.565	12	155	CHAPMAN	1:49.352	1:49.703	0.351
13	155	CHAPMAN	34.656	64	ELLIS	49.584	257	McCARTER	25.591	13	64	ELLIS	1:49.637	1:49.840	0.203
14	3	BARRETT	34.989	53	WHITING	49.612	57	FISHER	25.675	14	53	WHITING	1:49.787	1:49.787	0.000
15	45	THOMPSON	35.028	157	MOOK	49.726	76	HENRYS	25.854	15	3	BARRETT	1:50.736	1:51.056	0.320
16	53	WHITING	35.074	191	SEATH	49.905	48	WELSH	25.911	16	191	SEATH	1:51.254	1:51.585	0.331
17	157	MOOK	35.087	48	WELSH	50.063	45	THOMPSON	26.017	17	157	MOOK	1:51.401	1:51.433	0.032
18	191	SEATH	35.191	45	THOMPSON	50.444	191	SEATH	26.158	18	45	THOMPSON	1:51.489	1:51.647	0.158
19	48	WELSH	35.563	3	BARRETT	50.449	70	BURSCOUGH	26.199	19	48	WELSH	1:51.537	1:52.006	0.469
20	122	HARVIEK	35.598	122	HARVIEK	50.568	122	HARVIEK	26.336	20	122	HARVIEK	1:52.502	1:52.679	0.177
21	11	MACHARD	35.770	351	DIGBY-BAKER	51.056	11	MACHARD	26.369	21	70	BURSCOUGH	1:53.259	1:53.888	0.629
22	70	BURSCOUGH	35.850	11	MACHARD	51.174	21	THURTL	26.541	22	11	MACHARD	1:53.313	1:55.008	1.695
23	351	DIGBY-BAKER	36.044	70	BURSCOUGH	51.210	157	MOOK	26.588	23	351	DIGBY-BAKER	1:53.999	1:54.227	0.228
24	47	CLARK	36.817	7	HAMILTON	52.771	2	BEDFORD	26.738	24	2	BEDFORD	1:56.815	1:56.815	0.000
25	2	BEDFORD	37.055	126	DAVIES	52.895	351	DIGBY-BAKER	26.899	25	47	CLARK	1:57.067	1:57.067	0.000
26	23	CAUGHLIN	37.118	2	BEDFORD	53.022	42	BROOKS	27.037	26	21	THURTL	1:57.536	1:57.536	0.000
27	42	BROOKS	37.339	47	CLARK	53.164	47	CLARK	27.086	27	7	HAMILTON	1:57.657	1:57.657	0.000
28	75	FRASER	37.632	21	THURTL	53.294	7	HAMILTON	27.134	28	42	BROOKS	1:57.716	1:57.882	0.166
29	21	THURTL	37.701	42	BROOKS	53.340	75	FRASER	27.352	29	75	FRASER	1:58.858	1:59.352	0.494
30	7	HAMILTON	37.752	75	FRASER	53.874	23	CAUGHLIN	28.228	30	23	CAUGHLIN	2:00.235	2:00.567	0.332
31	147	HANNAFORD	39.279	23	CAUGHLIN	54.889	147	HANNAFORD	28.639	31	147	HANNAFORD	2:06.287	2:07.325	1.038
32	32	COOKE	44.146	26	THOMPSON	56.485	126	DAVIES	30.457	32	32	COOKE	2:16.403	2:16.403	0.000
33				147	HANNAFORD	58.369	32	COOKE	30.609	33	126	DAVIES			
34				32	COOKE	1:01.648									
35															
36															
37															

Weather / Track : Cloudy / Drying

Results can be found at www.tsl-timing.com

Brands Hatch GP

Circuit Length = 2.4332 miles

Start: 14:09 Flag 14:18 End: 14:20

Printed - 14:21 Saturday, 03 October 2020

BMCRC - MRO Championships 2020 - Rnd 4 @ Brands Hatch GP

EDlasia Formula 400 & G-Force MC Blue Haze GP

RACE 6 - STATISTICS

Competitors Started 37
Planned Start 2020-10-03 @ 13:40:00.000
Actual Start 2020-10-03 @ 14:09:08.137
Finish Time 2020-10-03 @ 14:18:06.909
Track Length 2.4332mi.
Total Laps 154
Total Distance Covered 374.7265mi.

Session Fastest Lap History

NO	CL	NAME	LAP TIME	TIME OF DAY	LAP	VEHICLE
14		Chris BURRAGE	1:46.597	14:12:44.786	2	Kawasaki ZXR 400
8	GP	Phil ATKINSON	1:46.036	14:14:42.805	3	Yamaha TZ350
176	GP	Jonathan STAMPER	1:45.169	14:14:44.458	3	Yamaha TZ250
8	GP	Phil ATKINSON	1:44.008	14:16:26.813	4	Yamaha TZ350
176	GP	Jonathan STAMPER	1:43.411	14:16:27.874	4	Yamaha TZ250
8	GP	Phil ATKINSON	1:43.080	14:18:09.893	5	Yamaha TZ350
176	GP	Jonathan STAMPER	1:42.679	14:18:10.548	5	Yamaha TZ250

Session Leader History

NO	CL	NAME	FROM LAP	LAPS LED	DISTANCE	VEHICLE
14		Chris BURRAGE	1	5	12.16 miles	Kawasaki ZXR 400

Flag History

TYPE	TIME OF DAY
GREEN	14:09:08.137
FINISH	14:18:06.909

Flag Statistics

TYPE	COUNT	TOTAL LAPS	TOTAL TIME
Green	1	5	11:01.991
Red	0	0	0.000
Safety Car	0	0	0.000
FCY	0	0	0.000

Weather / Track : Cloudy / Drying

BMCRC - MRO Championships 2020 - Rnd 4 @ Brands Hatch GP

EDlasia Formula 400 & G-Force MC Blue Haze GP

RACE 6 - STATISTICS

CLASS :

11 Starters

Fastest Lap History

NO	NAME	LAP TIME	TIME OF DAY	LAP	VEHICLE
14	Chris BURRAGE	1:46.597	14:12:44.786	2	Kawasaki ZXR 400

Leader History

NO	NAME	FROM LAP	LAPS LED	DISTANCE	VEHICLE
14	Chris BURRAGE	1	5	12.16 miles	Kawasaki ZXR 400

BMCRC - MRO Championships 2020 - Rnd 4 @ Brands Hatch GP

EDlasia Formula 400 & G-Force MC Blue Haze GP

RACE 6 - STATISTICS

CLASS : R

2 Starters

Fastest Lap History

NO	NAME	LAP TIME	TIME OF DAY	LAP	VEHICLE
75	Gary FRASER	2:02.399	14:13:22.202	2	Kawasaki ZXR 400
75	Gary FRASER	2:01.679	14:15:23.880	3	Kawasaki ZXR 400
75	Gary FRASER	1:59.616	14:17:23.497	4	Kawasaki ZXR 400
75	Gary FRASER	1:59.352	14:19:22.849	5	Kawasaki ZXR 400

Leader History

NO	NAME	FROM LAP	LAPS LED	DISTANCE	VEHICLE
75	Gary FRASER	1	5	12.16 miles	Kawasaki ZXR 400

BMCRC - MRO Championships 2020 - Rnd 4 @ Brands Hatch GP

EDlasia Formula 400 & G-Force MC Blue Haze GP

RACE 6 - STATISTICS

CLASS : S

3 Starters

Fastest Lap History

NO	NAME	LAP TIME	TIME OF DAY	LAP	VEHICLE
157	Geoff MOOK	1:53.100	14:12:59.672	2	Yamaha TZR 250
157	Geoff MOOK	1:51.433	14:16:45.569	4	Yamaha TZR 250

Leader History

NO	NAME	FROM LAP	LAPS LED	DISTANCE	VEHICLE
157	Geoff MOOK	1	5	12.16 miles	Yamaha TZR 250

BMCRC - MRO Championships 2020 - Rnd 4 @ Brands Hatch GP

EDlasia Formula 400 & G-Force MC Blue Haze GP

RACE 6 - STATISTICS

CLASS : S/R

1 Starters

Fastest Lap History

NO	NAME	LAP TIME	TIME OF DAY	LAP	VEHICLE
23	Tom CAUGHLIN	2:03.381	14:13:23.724	2	Honda NSR250
23	Tom CAUGHLIN	2:00.567	14:15:24.292	3	Honda NSR250

Leader History

NO	NAME	FROM LAP	LAPS LED	DISTANCE	VEHICLE
23	Tom CAUGHLIN	1	4	9.73 miles	Honda NSR250

BMCRC - MRO Championships 2020 - Rnd 4 @ Brands Hatch GP

EDlasia Formula 400 & G-Force MC Blue Haze GP

RACE 6 - STATISTICS

CLASS : GP

20 Starters

Fastest Lap History

NO	NAME	LAP TIME	TIME OF DAY	LAP	VEHICLE
22	Rik BALLERINI	1:47.756	14:12:56.207	2	Yamaha SPONDON TZ250
8	Phil ATKINSON	1:46.036	14:14:42.805	3	Yamaha TZ350
176	Jonathan STAMPER	1:45.169	14:14:44.458	3	Yamaha TZ250
8	Phil ATKINSON	1:44.008	14:16:26.813	4	Yamaha TZ350
176	Jonathan STAMPER	1:43.411	14:16:27.874	4	Yamaha TZ250
8	Phil ATKINSON	1:43.080	14:18:09.893	5	Yamaha TZ350
176	Jonathan STAMPER	1:42.679	14:18:10.548	5	Yamaha TZ250

Leader History

NO	NAME	FROM LAP	LAPS LED	DISTANCE	VEHICLE
0	Paul TOLAND	1	1	2.43 miles	Yamaha TZ250
22	Rik BALLERINI	2	1	2.43 miles	Yamaha SPONDON TZ250
8	Phil ATKINSON	3	3	7.29 miles	Yamaha TZ350

BMCRC - MRO Championships 2020 - Rnd 4 @ Brands Hatch GP



EDlasia Formula 400 & G-Force MC Blue Haze GP

RACE 16 - GRID (5 Laps)

ROW 17	51		50		49	81 Scott GRANT
ROW 16	48	17 David PATERSON	47	34 Vince CUNDLE	46	147 2:07.325 John HANNAFORD
ROW 15	45	42 1:57.882 Sian BROOKS	44	7 1:57.657 Ewan HAMILTON	43	21 1:57.536 Stuart THURTLE
ROW 14	42	2 1:56.815 Nick BEDFORD	41	11 1:55.008 Gael MACHARD	40	122 1:52.679 Dave HARVIEK
ROW 13	39	3 1:51.056 Tom BARRETT	38	64 1:49.840 Phil ELLIS	37	53 1:49.787 Mark WHITING
ROW 12	36	155 1:49.703 Roy CHAPMAN	35	76 1:48.430 Mark HENRYS	34	257 1:48.363 Liam McCARTER
ROW 11	33	0 1:46.777 Paul TOLAND	32	51 1:45.267 Kevin WHOLEY	31	168 1:45.078 Michael RUSSELL
ROW 10	30	22 1:44.649 Rik BALLERINI	29	8 1:43.080 Phil ATKINSON	28	176 1:42.679 Jonathan STAMPER
ROW 9	27		26		25	
ROW 8	24		23		22	
ROW 7	21		20		19	
ROW 6	18		17	33 Carl JOHNSTONE	16	26 Lydia THOMPSON
ROW 5	15	52 Gary JARMAN	14	126 Glynn DAVIES	13	32 2:16.403 Leuan COOKE
ROW 4	12	23 2:00.567 Tom CAUGHLIN	11	75 1:59.352 Gary FRASER	10	47 1:57.067 Allan CLARK
ROW 3	9	351 1:54.227 Sam DIGBY-BAKER	8	70 1:53.888 Andrew BURSCOUGH	7	48 1:52.006 Richie WELSH
ROW 2	6	45 1:51.647 Mark THOMPSON	5	191 1:51.585 James SEATH	4	157 1:51.433 Geoff MOOK
ROW 1	3	57 1:48.065 Paul FISHER	2	85 1:47.653 James ROBINSON	1	14 1:46.597 Chris BURRAGE

Pole

Brands Hatch GP
Circuit Length = 2.4332 miles

These results are provisional until the conclusion of any judicial and technical matters.

Clerk Of Course :	Steward :	Timekeeper :
-------------------	-----------	--------------

Results can be found at www.tsl-timing.com

Printed - 14:25 Saturday, 03 October 2020



BMCRC - MRO Championships 2020 - Rnd 4 @ Brands Hatch GP



EDlasia Formula 400 & G-Force MC Blue Haze GP

RACE 16 - CLASSIFICATION

POS	NO	CL	PIC NAME	ENTRY	LAPS	TIME	GAP	DIFF	MPH	BEST	ON
1	14		1 Chris BURRAGE	Kawasaki ZXR 400 - Seton tuning, RD racing, Elga	5	9:12.284			79.30	1:47.976	3
2	22	GP	1 Rik BALLERINI	Yamaha SPONDON TZ250 - SCLS LTD, ZX1 XXTF	5	9:18.059	5.775	5.775	78.48	1:47.478	5
3	45		2 Mark THOMPSON	Kawasaki ZXR400 - Flintstone Tyres / David Simon	5	9:25.206	12.922	7.147	77.49	1:50.338	5
4	191		3 James SEATH	Kawasaki ZXR400 L9 - Ovenden Earthmoving	5	9:25.529	13.245	0.323	77.44	1:50.787	5
5	168	GP	2 Michael RUSSELL	Yamaha TZ 250 -	5	9:26.515	14.231	0.986	77.31	1:49.213	5
6	11	GP	3 Gael MACHARD	Yamaha 250 TZ 4DP -	5	9:26.679	14.395	0.164	77.29	1:49.950	5
7	53	GP	4 Mark WHITING	Yamaha TZ250 - Mark whiting	5	9:27.521	15.237	0.842	77.17	1:49.073	4
8	57		4 Paul FISHER	Kawasaki ZXR400 -	5	9:34.756	22.472	7.235	76.20	1:52.419	5
9	351	S	1 Sam DIGBY-BAKER	Kawasaki ZXR400 -	5	9:38.120	25.836	3.364	75.76	1:54.283	2
10	52*		5 Gary JARMAN	Kawasaki ZXR 400 -	5	9:38.208	25.924	0.088	75.74	1:52.593	4
11	48		6 Richie WELSH	Yamaha FZR 400 RRSP - EDEN'S BABY EXPERIE	5	9:45.640	33.356	7.432	74.78	1:55.031	5
12	64	GP	5 Phil ELLIS	Yamaha TZ250B -	5	9:53.532	41.248	7.892	73.79	1:55.203	5
13	33	S	2 Carl JOHNSTONE	Yamaha FZR400RR - EDlasia	5	9:54.792	42.508	1.260	73.63	1:54.827	5
14	157	S	3 Geoff MOOK	Yamaha TZR 250 -	5	10:00.979	48.695	6.187	72.87	1:58.230	2
15	26		7 Lydia THOMPSON	Kawasaki ZXR400 - Flintstone Racing - David Simon	5	10:07.452	55.168	6.473	72.10	1:57.644	4
16	42	GP	6 Sian BROOKS	Honda RS125 - Spyre Ltd	5	10:09.674	57.390	2.222	71.84	1:57.686	5
17	122	GP	7 Dave HARVIEK	Yamaha TZ250 4DP - NW Roofing London Ltd	5	10:10.336	58.052	0.662	71.76	1:57.668	5
18	155	GP	8 Roy CHAPMAN	Yamaha TZ350 - Self	5	10:27.247	1:14.963	16.911	69.82	1:56.297	5
19	34	GP	9 Vince CUNDLE	Yamaha TZ350G BSR - FONDSECA	5	10:31.291	1:19.007	4.044	69.38	1:58.534	5
20	2	GP	10 Nick BEDFORD	Yamaha TZ350 - Banx Race Paint	5	10:44.420	1:32.136	13.129	67.96	2:05.021	4
21	21	GP	11 Stuart THURTLIE	Yamaha TZ250B 3YL - TeamTortoise Racing	5	10:44.697	1:32.413	0.277	67.93	2:04.498	4
22	51	GP	12 Kevin WHOLEY	Yamaha TZ 250 -	5	10:51.263	1:38.979	6.566	67.25	1:52.277	2
23	75	R	1 Gary FRASER	Kawasaki ZXR 400 -	5	11:20.769	2:08.485	29.506	64.33	2:10.359	5
24	32	R	2 Leuan COOKE	Kawasaki ZXR 400 -	4	9:13.232	1 Lap	1 Lap	63.33	2:13.886	3

NOT CLASSIFIED

DNF	147	GP	John HANNAFORD	Yamaha TZ350D -	3	6:44.331	2 Laps	1 Lap	64.99	2:07.970	3
DNF	176	GP	Jonathan STAMPER	Yamaha TZ250 -	2	3:47.726	3 Laps	1 Lap	76.93	1:47.303	2
DNF	8	GP	Phil ATKINSON	Yamaha TZ350 - Rose mot centre	2	4:13.208	3 Laps	25.482	69.19	2:03.627	2
DNF	76	GP	Mark HENRYS	Honda RS250R - www.northernlight-uk.com	1	2:06.334	4 Laps	1 Lap	69.33		
DNF	7	GP	Ewan HAMILTON	Yamaha TZ - Me myself and I	1	2:21.678	4 Laps	15.344	61.82		
DNF	85		James ROBINSON	Kawasaki ZXR400 - claire palastanga ceramics	0						
DNF	70		Andrew BURSCOUGH	Yamaha YPVS 350 - Apollo/Merlin/Abbey/Martitaniu	0						
DNF	47		Allan CLARK	Kawasaki ZXR400 - A Clark & Sons Builders	0						
DNF	0	GP	Paul TOLAND	Yamaha TZ250 - Kippers keys	0						
DNF	257	GP	Liam McCARTER	Yamaha TZ -	0						
DNF	3	GP	Tom BARRETT	Honda RS250 - RGV Workshop	0						

FASTEST LAP

176	GP	Jonathan STAMPER	Yamaha TZ250 -	2	1:47.303	81.63 mph	131.38 kph
14		Chris BURRAGE	Kawasaki ZXR 400 - Seton tuning, RD racing, Elga	3	1:47.976	81.12 mph	130.56 kph
351	S	Sam DIGBY-BAKER	Kawasaki ZXR400 -	2	1:54.283	76.65 mph	123.35 kph
75	R	Gary FRASER	Kawasaki ZXR 400 -	5	2:10.359	67.19 mph	108.14 kph

* Bike 52 - Please fit a working transponder
 Class - 92.5% of Race Speed = 73.35 mph
 Class GP - 92.5% of Race Speed = 72.59 mph
 Class S - 92.5% of Race Speed = 70.07 mph
 Class R - 92.5% of Race Speed = 59.50 mph

Brands Hatch GP
 Circuit Length = 2.4332 miles
 Start: 17:41 Flag 17:50 End: 17:52

Weather / Track : Cloudy / Dry

These results are provisional until the conclusion of any judicial and technical matters.

Clerk Of Course :	Steward :	Timekeeper :
-------------------	-----------	--------------

Results can be found at www.tsl-timing.com

Printed - 17:52 Saturday, 03 October 2020



BMCRC - MRO Championships 2020 - Rnd 4 @ Brands Hatch GP

EDlasia Formula 400 & G-Force MC Blue Haze GP

RACE 16 - LAP CHART

LAP 1 @ 17:42:59.407		
NO	BEHIND	LAP TIME

14		1:53.167
191	2.328	1:55.495
45	3.909	1:57.076
351	6.651	1:59.818
176	7.256	2:00.423
57	7.401	2:00.568
52	8.350	2:01.517
51	9.800	2:02.967
48	9.944	2:03.111
22	9.993	2:03.160
11	10.489	2:03.656
168	11.903	2:05.070
53	12.080	2:05.247
157	12.288	2:05.455
76	13.167	2:06.334
33	15.078	2:08.245
64	16.083	2:09.250
8	16.414	2:09.581
26	17.564	2:10.731
122	18.143	2:11.310
42	18.842	2:12.009
155	27.070	2:20.237
21	27.526	2:20.693
7	28.511	2:21.678
34	29.084	2:22.251
2	29.335	2:22.502
75	31.730	2:24.897
147	32.595	2:25.762
32	35.247	2:28.414

LAP 2 @ 17:44:47.825		
NO	BEHIND	LAP TIME

14		1:48.418
191	5.650	1:51.740
176	6.141	1:47.303
45	7.349	1:51.858
22	10.676	1:49.101
351	12.516	1:54.283
57	13.415	1:54.432
51	13.659	1:52.277
11	13.902	1:51.831
168	15.267	1:51.782
52	15.739	1:55.807
53	15.928	1:52.266
48	17.757	1:56.231
157	22.100	1:58.230
33	24.763	1:58.103
64	25.121	1:57.456
26	30.076	2:00.930
42	31.177	2:00.753
8	31.623	2:03.627
122	32.383	2:02.658
155	45.868	2:07.216
2	47.177	2:06.260
34	47.302	2:06.636
21	47.747	2:08.639
147	54.776	2:10.599
32	1:02.383	2:15.554
75	1:02.874	2:19.562

LAP 3 @ 17:46:35.801		
NO	BEHIND	LAP TIME

14		1:47.976
191	11.627	1:53.953
45	12.116	1:52.743
22	12.149	1:49.449
11	17.146	1:51.220
168	18.227	1:50.936
351	19.257	1:54.717
53	19.702	1:51.750
57	19.994	1:54.555
52	22.626	1:54.863
48	25.900	1:56.119
64	33.305	1:56.160
157	33.726	1:59.602
33	34.366	1:57.579
26	41.439	1:59.339
42	43.607	2:00.406
122	44.317	1:59.910
155	1:02.215	2:04.323
34	1:02.547	2:03.221
2	1:04.698	2:05.497
21	1:05.383	2:05.612
147	1:14.770	2:07.970
51	1:20.321	2:54.638 P
32	1:28.293	2:13.886
75	1:28.949	2:14.051

LAP 4 @ 17:48:25.969		
NO	BEHIND	LAP TIME

14		1:50.168
22	10.852	1:48.871
191	15.013	1:53.554
45	15.139	1:53.191
11	17.000	1:50.022
168	17.573	1:49.514
53	18.607	1:49.073
57	22.608	1:52.782
351	23.607	1:54.518
52	25.051	1:52.593
48	30.880	1:55.148
64	38.600	1:55.463
33	40.236	1:56.038
157	42.535	1:58.977
26	48.915	1:57.644
42	52.259	1:58.820
122	52.939	1:58.790
155	1:11.221	1:59.174
34	1:13.028	2:00.649
2	1:19.551	2:05.021
21	1:19.713	2:04.498
51	1:33.737	2:03.584
75	1:50.681	2:11.900

LAP 5 @ 17:50:18.524		
NO	BEHIND	LAP TIME

14		1:52.555
32	1 Lap	2:15.378
22	5.775	1:47.478
45	12.922	1:50.338
191	13.245	1:50.787
168	14.231	1:49.213
11	14.395	1:49.950

53	15.237	1:49.185
57	22.472	1:52.419
351	25.836	1:54.784
52	25.924	1:53.428
48	33.356	1:55.031
64	41.248	1:55.203
33	42.508	1:54.827
157	48.695	1:58.715
26	55.168	1:58.808
42	57.390	1:57.686
122	58.052	1:57.668
155	1:14.963	1:56.297
34	1:19.007	1:58.534
2	1:32.136	2:05.140
21	1:32.413	2:05.255
51	1:38.979	1:57.797
75	2:08.485	2:10.359

Weather / Track : Cloudy / Dry

Results can be found at www.tsl-timing.com

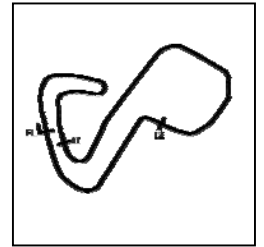
Brands Hatch GP
Circuit Length = 2.4332 miles
Start: 17:41 Flag 17:50 End: 17:52

Printed - 17:53 Saturday, 03 October 2020

BMCRC - MRO Championships 2020 - Rnd 4 @ Brands Hatch GP

EDlasia Formula 400 & G-Force MC Blue Haze GP

RACE 16 - SECTOR ANALYSIS



SECTOR 1 = FL to I1, SECTOR 2 = I1 to I2, SECTOR 3 = I2 to FL, DIFF = Difference To Personal Best Lap, P = Crossed Finish Line in Pit Lane, D = Time Disallowed

P1 14		Chris BURRAGE		Kawasaki ZXR 400 - Seton tuning, RD racing, Elgar brothers, r			
IDEAL LAP TIME : 1:47.976		BEST LAP TIME : 1:47.976		DIFFERENCE : 0.000			
LAP	SECTOR 1	SECTOR 2	SECTOR 3	LAP TIME	MPH	DIFF	TIME OF DAY
1 -		48.518	25.685	1:53.167	77.40	5.191	17:42:59.407
2 -	34.943	47.698	25.777	1:48.418 (2)	80.79	0.442	17:44:47.825
3 -	34.869	47.564	25.543	1:47.976 (1)	81.12		17:46:35.801
4 -	35.462	48.575	26.131	1:50.168 (3)	79.51	2.192	17:48:25.969
5 -	35.980	49.839	26.736	1:52.555	77.82	4.579	17:50:18.524

P2 22 GP		Rik BALLERINI		Yamaha SPONDON TZ250 - SCLS LTD, ZX1 XXTRALUBE, GE			
IDEAL LAP TIME : 1:47.478		BEST LAP TIME : 1:47.478		DIFFERENCE : 0.000			
LAP	SECTOR 1	SECTOR 2	SECTOR 3	LAP TIME	MPH	DIFF	TIME OF DAY
1 -				2:03.160	71.12	15.682	17:43:09.400
2 -				1:49.101 (3)	80.29	1.623	17:44:58.501
3 -				1:49.449	80.03	1.971	17:46:47.950
4 -				1:48.871 (2)	80.46	1.393	17:48:36.821
5 -				1:47.478 (1)	81.50		17:50:24.299

P3 45		Mark THOMPSON		Kawasaki ZXR400 - Flintstone Tyres / David Simon Tuning			
IDEAL LAP TIME : 1:50.272		BEST LAP TIME : 1:50.338		DIFFERENCE : 0.066			
LAP	SECTOR 1	SECTOR 2	SECTOR 3	LAP TIME	MPH	DIFF	TIME OF DAY
1 -		49.500	25.986	1:57.076	74.82	6.738	17:43:03.316
2 -	35.938	49.335	26.585	1:51.858 (2)	78.31	1.520	17:44:55.174
3 -	35.583	49.740	27.420	1:52.743 (3)	77.69	2.405	17:46:47.917
4 -	36.423	50.201	26.567	1:53.191	77.38	2.853	17:48:41.108
5 -	35.057	49.229	26.052	1:50.338 (1)	79.39		17:50:31.446

P4 191		James SEATH		Kawasaki ZXR400 L9 - Ovenden Earthmoving			
IDEAL LAP TIME : 1:50.455		BEST LAP TIME : 1:50.787		DIFFERENCE : 0.332			
LAP	SECTOR 1	SECTOR 2	SECTOR 3	LAP TIME	MPH	DIFF	TIME OF DAY
1 -		49.621	26.243	1:55.495	75.84	4.708	17:43:01.735
2 -	35.334	49.643	26.763	1:51.740 (2)	78.39	0.953	17:44:53.475
3 -	36.389	50.323	27.241	1:53.953	76.87	3.166	17:46:47.428
4 -	36.615	50.181	26.758	1:53.554 (3)	77.14	2.767	17:48:40.982
5 -	35.666	49.510	25.611	1:50.787 (1)	79.06		17:50:31.769

P5 168 GP		Michael RUSSELL		Yamaha TZ 250 -			
IDEAL LAP TIME : 1:49.209		BEST LAP TIME : 1:49.213		DIFFERENCE : 0.004			
LAP	SECTOR 1	SECTOR 2	SECTOR 3	LAP TIME	MPH	DIFF	TIME OF DAY
1 -		51.015	27.083	2:05.070	70.03	15.857	17:43:11.310
2 -	35.823	49.470	26.489	1:51.782	78.36	2.569	17:45:03.092
3 -	35.610	49.185	26.141	1:50.936 (3)	78.96	1.723	17:46:54.028
4 -	34.962	48.597	25.955	1:49.514 (2)	79.98	0.301	17:48:43.542
5 -	34.821	48.433	25.959	1:49.213 (1)	80.20		17:50:32.755

P6 11 GP		Gael MACHARD		Yamaha 250 TZ 4DP -			
IDEAL LAP TIME : 1:49.453		BEST LAP TIME : 1:49.950		DIFFERENCE : 0.497			
LAP	SECTOR 1	SECTOR 2	SECTOR 3	LAP TIME	MPH	DIFF	TIME OF DAY
1 -		50.513	26.620	2:03.656	70.84	13.706	17:43:09.896
2 -	35.566	50.518	25.747	1:51.831	78.33	1.881	17:45:01.727
3 -	35.505	49.641	26.074	1:51.220 (3)	78.76	1.270	17:46:52.947
4 -	34.883	49.320	25.819	1:50.022 (2)	79.61	0.072	17:48:42.969
5 -	34.607	49.099	26.244	1:49.950 (1)	79.67		17:50:32.919

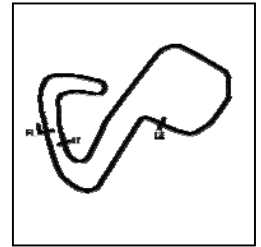
Weather / Track : Cloudy / Dry

Brands Hatch GP
Circuit Length = 2.4332 miles
Start: 17:41 Flag 17:50 End: 17:52

BMCRC - MRO Championships 2020 - Rnd 4 @ Brands Hatch GP

EDlasia Formula 400 & G-Force MC Blue Haze GP

RACE 16 - SECTOR ANALYSIS



SECTOR 1 = FL to I1, SECTOR 2 = I1 to I2, SECTOR 3 = I2 to FL, DIFF = Difference To Personal Best Lap, P = Crossed Finish Line in Pit Lane, D = Time Disallowed

P7 53 GP		Mark WHITING		Yamaha TZ250 - Mark whiting			
IDEAL LAP TIME : 1:48.160		BEST LAP TIME : 1:49.073		DIFFERENCE : 0.913			
LAP	SECTOR 1	SECTOR 2	SECTOR 3	LAP TIME	MPH	DIFF	TIME OF DAY
1 -		51.433	26.981	2:05.247	69.94	16.174	17:43:11.487
2 -	36.064	49.794	26.408	1:52.266	78.02	3.193	17:45:03.753
3 -	35.738	49.753	26.259	1:51.750 (3)	78.38	2.677	17:46:55.503
4 -	35.057	48.360	25.656	1:49.073 (1)	80.31		17:48:44.576
5 -	34.144	49.163	25.878	1:49.185 (2)	80.22	0.112	17:50:33.761

P8 57		Paul FISHER		Kawasaki ZXR400 -			
IDEAL LAP TIME : 1:52.325		BEST LAP TIME : 1:52.419		DIFFERENCE : 0.094			
LAP	SECTOR 1	SECTOR 2	SECTOR 3	LAP TIME	MPH	DIFF	TIME OF DAY
1 -		50.963	27.150	2:00.568	72.65	8.149	17:43:06.808
2 -	36.288	51.156	26.988	1:54.432 (3)	76.55	2.013	17:45:01.240
3 -	35.906	51.352	27.297	1:54.555	76.46	2.136	17:46:55.795
4 -	35.805	50.274	26.703	1:52.782 (2)	77.67	0.363	17:48:48.577
5 -	35.899	49.894	26.626	1:52.419 (1)	77.92		17:50:40.996

P9 351 S		Sam DIGBY-BAKER		Kawasaki ZXR400 -			
IDEAL LAP TIME : 1:53.434		BEST LAP TIME : 1:54.283		DIFFERENCE : 0.849			
LAP	SECTOR 1	SECTOR 2	SECTOR 3	LAP TIME	MPH	DIFF	TIME OF DAY
1 -		50.597	27.022	1:59.818	73.10	5.535	17:43:06.058
2 -	36.570	50.774	26.939	1:54.283 (1)	76.65		17:45:00.341
3 -	35.898	51.369	27.450	1:54.717 (3)	76.36	0.434	17:46:55.058
4 -	36.306	51.181	27.031	1:54.518 (2)	76.49	0.235	17:48:49.576
5 -	36.437	51.233	27.114	1:54.784	76.31	0.501	17:50:44.360

P10 52		Gary JARMAN		Kawasaki ZXR 400 -			
IDEAL LAP TIME :		BEST LAP TIME : 1:52.593		DIFFERENCE :			
LAP	SECTOR 1	SECTOR 2	SECTOR 3	LAP TIME	MPH	DIFF	TIME OF DAY
1 -				2:01.517	72.08	8.924	17:43:07.757
2 -				1:55.807	75.64	3.214	17:45:03.564
3 -				1:54.863 (3)	76.26	2.270	17:46:58.427
4 -				1:52.593 (1)	77.80		17:48:51.020
5 -				1:53.428 (2)	77.22	0.835	17:50:44.448

P11 48		Richie WELSH		Yamaha FZR 400 RRSF - EDEN'S BABY EXPERIENCES/ PE1			
IDEAL LAP TIME : 1:54.836		BEST LAP TIME : 1:55.031		DIFFERENCE : 0.195			
LAP	SECTOR 1	SECTOR 2	SECTOR 3	LAP TIME	MPH	DIFF	TIME OF DAY
1 -		52.338	27.020	2:03.111	71.15	8.080	17:43:09.351
2 -	37.550	51.589	27.092	1:56.231	75.36	1.200	17:45:05.582
3 -	37.734	51.207	27.178	1:56.119 (3)	75.43	1.088	17:47:01.701
4 -	36.948	51.342	26.858	1:55.148 (2)	76.07	0.117	17:48:56.849
5 -	36.773	51.205	27.053	1:55.031 (1)	76.15		17:50:51.880

P12 64 GP		Phil ELLIS		Yamaha TZ250B -			
IDEAL LAP TIME : 1:54.801		BEST LAP TIME : 1:55.203		DIFFERENCE : 0.402			
LAP	SECTOR 1	SECTOR 2	SECTOR 3	LAP TIME	MPH	DIFF	TIME OF DAY
1 -		53.058	27.530	2:09.250	67.77	14.047	17:43:15.490
2 -	37.426	52.890	27.140	1:57.456	74.57	2.253	17:45:12.946
3 -	37.659	51.398	27.103	1:56.160 (3)	75.41	0.957	17:47:09.106
4 -	36.648	51.662	27.153	1:55.463 (2)	75.86	0.260	17:49:04.569
5 -	37.036	51.412	26.755	1:55.203 (1)	76.03		17:50:59.772

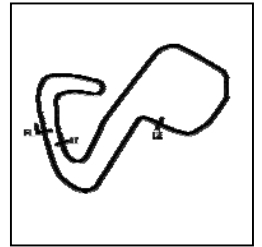
Weather / Track : Cloudy / Dry

Brands Hatch GP
Circuit Length = 2.4332 miles
Start: 17:41 Flag 17:50 End: 17:52

BMCRC - MRO Championships 2020 - Rnd 4 @ Brands Hatch GP

EDlasia Formula 400 & G-Force MC Blue Haze GP

RACE 16 - SECTOR ANALYSIS



SECTOR 1 = FL to I1, SECTOR 2 = I1 to I2, SECTOR 3 = I2 to FL, DIFF = Difference To Personal Best Lap, P = Crossed Finish Line in Pit Lane, D = Time Disallowed

P13 33 S		Carl JOHNSTONE		Yamaha FZR400RR - EDlasia			
IDEAL LAP TIME : 1:54.721		BEST LAP TIME : 1:54.827		DIFFERENCE : 0.106			
LAP	SECTOR 1	SECTOR 2	SECTOR 3	LAP TIME	MPH	DIFF	TIME OF DAY
1 -		54.556	28.350	2:08.245	68.30	13.418	17:43:14.485
2 -	37.716	52.808	27.579	1:58.103	74.17	3.276	17:45:12.588
3 -	37.637	52.057	27.885	1:57.579 (3)	74.50	2.752	17:47:10.167
4 -	36.722	52.059	27.257	1:56.038 (2)	75.49	1.211	17:49:06.205
5 -	36.395	51.069	27.363	1:54.827 (1)	76.28		17:51:01.032

P14 157 S		Geoff MOOK		Yamaha TZR 250 -			
IDEAL LAP TIME : 1:57.635		BEST LAP TIME : 1:58.230		DIFFERENCE : 0.595			
LAP	SECTOR 1	SECTOR 2	SECTOR 3	LAP TIME	MPH	DIFF	TIME OF DAY
1 -		53.507	28.931	2:05.455	69.82	7.225	17:43:11.695
2 -	37.361	52.441	28.428	1:58.230 (1)	74.09		17:45:09.925
3 -	37.272	52.741	29.589	1:59.602	73.24	1.372	17:47:09.527
4 -	38.123	52.789	28.065	1:58.977 (3)	73.62	0.747	17:49:08.504
5 -	37.129	52.845	28.741	1:58.715 (2)	73.78	0.485	17:51:07.219

P15 26		Lydia THOMPSON		Kawasaki ZXR400 - Flintstone Racing - David Simons Tuning			
IDEAL LAP TIME : 1:57.644		BEST LAP TIME : 1:57.644		DIFFERENCE : 0.000			
LAP	SECTOR 1	SECTOR 2	SECTOR 3	LAP TIME	MPH	DIFF	TIME OF DAY
1 -		53.820	28.470	2:10.731	67.00	13.087	17:43:16.971
2 -	39.936	53.016	27.978	2:00.930	72.43	3.286	17:45:17.901
3 -	38.185	52.857	28.297	1:59.339 (3)	73.40	1.695	17:47:17.240
4 -	37.747	52.063	27.834	1:57.644 (1)	74.46		17:49:14.884
5 -	38.059	52.705	28.044	1:58.808 (2)	73.73	1.164	17:51:13.692

P16 42 GP		Sian BROOKS		Honda RS125 - Spyre Ltd			
IDEAL LAP TIME : 1:57.623		BEST LAP TIME : 1:57.686		DIFFERENCE : 0.063			
LAP	SECTOR 1	SECTOR 2	SECTOR 3	LAP TIME	MPH	DIFF	TIME OF DAY
1 -		53.861	28.886	2:12.009	66.35	14.323	17:43:18.249
2 -	38.193	54.565	27.995	2:00.753	72.54	3.067	17:45:19.002
3 -	38.360	53.945	28.101	2:00.406 (3)	72.75	2.720	17:47:19.408
4 -	37.980	53.079	27.761	1:58.820 (2)	73.72	1.134	17:49:18.228
5 -	37.568	52.294	27.824	1:57.686 (1)	74.43		17:51:15.914

P17 122 GP		Dave HARVIEK		Yamaha TZ250 4DP - NW Roofing London Ltd			
IDEAL LAP TIME : 1:57.668		BEST LAP TIME : 1:57.668		DIFFERENCE : 0.000			
LAP	SECTOR 1	SECTOR 2	SECTOR 3	LAP TIME	MPH	DIFF	TIME OF DAY
1 -		54.481	28.692	2:11.310	66.71	13.642	17:43:17.550
2 -	40.045	54.169	28.444	2:02.658	71.41	4.990	17:45:20.208
3 -	37.914	53.323	28.673	1:59.910 (3)	73.05	2.242	17:47:20.118
4 -	37.672	52.911	28.207	1:58.790 (2)	73.74	1.122	17:49:18.908
5 -	37.259	52.592	27.817	1:57.668 (1)	74.44		17:51:16.576

P18 155 GP		Roy CHAPMAN		Yamaha TZ350 - Self			
IDEAL LAP TIME : 1:56.297		BEST LAP TIME : 1:56.297		DIFFERENCE : 0.000			
LAP	SECTOR 1	SECTOR 2	SECTOR 3	LAP TIME	MPH	DIFF	TIME OF DAY
1 -		58.135	30.447	2:20.237	62.46	23.940	17:43:26.477
2 -	41.859	56.055	29.302	2:07.216	68.85	10.919	17:45:33.693
3 -	40.593	54.555	29.175	2:04.323 (3)	70.46	8.026	17:47:38.016
4 -	39.106	52.430	27.638	1:59.174 (2)	73.50	2.877	17:49:37.190
5 -	37.922	51.650	26.725	1:56.297 (1)	75.32		17:51:33.487

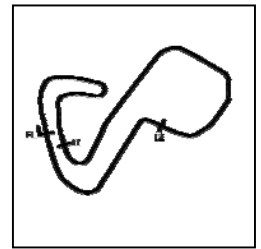
Weather / Track : Cloudy / Dry

Brands Hatch GP
Circuit Length = 2.4332 miles
Start: 17:41 Flag 17:50 End: 17:52

BMCRG - MRO Championships 2020 - Rnd 4 @ Brands Hatch GP

EDlasia Formula 400 & G-Force MC Blue Haze GP

RACE 16 - SECTOR ANALYSIS



SECTOR 1 = FL to I1, SECTOR 2 = I1 to I2, SECTOR 3 = I2 to FL, DIFF = Difference To Personal Best Lap, P = Crossed Finish Line in Pit Lane, D = Time Disallowed

P19 34 GP		Vince CUNDLE		Yamaha TZ350G BSR - FONDSECA			
IDEAL LAP TIME : 1:58.534		BEST LAP TIME : 1:58.534		DIFFERENCE : 0.000			
LAP	SECTOR 1	SECTOR 2	SECTOR 3	LAP TIME	MPH	DIFF	TIME OF DAY
1 -		57.573	29.133	2:22.251	61.57	23.717	17:43:28.491
2 -	41.411	56.646	28.579	2:06.636	69.17	8.102	17:45:35.127
3 -	39.241	55.450	28.530	2:03.221 (3)	71.09	4.687	17:47:38.348
4 -	39.006	53.469	28.174	2:00.649 (2)	72.60	2.115	17:49:38.997
5 -	37.446	53.389	27.699	1:58.534 (1)	73.90		17:51:37.531

P20 2 GP		Nick BEDFORD		Yamaha TZ350 - Banx Race Paint			
IDEAL LAP TIME : 2:04.135		BEST LAP TIME : 2:05.021		DIFFERENCE : 0.886			
LAP	SECTOR 1	SECTOR 2	SECTOR 3	LAP TIME	MPH	DIFF	TIME OF DAY
1 -		1:00.940	29.363	2:22.502	61.47	17.481	17:43:28.742
2 -	40.909	56.520	28.831	2:06.260	69.37	1.239	17:45:35.002
3 -	39.847	57.166	28.484	2:05.497 (3)	69.80	0.476	17:47:40.499
4 -	39.307	56.936	28.778	2:05.021 (1)	70.06		17:49:45.520
5 -	39.131	57.001	29.008	2:05.140 (2)	70.00	0.119	17:51:50.660

P21 21 GP		Stuart THURTLÉ		Yamaha TZ250B 3YL - TeamTortoise Racing			
IDEAL LAP TIME : 2:03.912		BEST LAP TIME : 2:04.498		DIFFERENCE : 0.586			
LAP	SECTOR 1	SECTOR 2	SECTOR 3	LAP TIME	MPH	DIFF	TIME OF DAY
1 -		58.286	30.273	2:20.693	62.26	16.195	17:43:26.933
2 -	42.078	58.261	28.300	2:08.639	68.09	4.141	17:45:35.572
3 -	40.021	56.771	28.820	2:05.612 (3)	69.73	1.114	17:47:41.184
4 -	39.756	55.998	28.744	2:04.498 (1)	70.36		17:49:45.682
5 -	39.614	57.039	28.602	2:05.255 (2)	69.93	0.757	17:51:50.937

P22 51 GP		Kevin WHOLEY		Yamaha TZ 250 -			
IDEAL LAP TIME : 1:52.277		BEST LAP TIME : 1:52.277		DIFFERENCE : 0.000			
LAP	SECTOR 1	SECTOR 2	SECTOR 3	LAP TIME	MPH	DIFF	TIME OF DAY
1 -		50.913	27.012	2:02.967	71.23	10.690	17:43:09.207
2 -	35.998	49.544	26.735	1:52.277 (1)	78.01		17:45:01.484
3 -	36.155	55.594	IN PIT	2:54.638 P	50.16	1:02.361	17:47:56.122
4 -	OUTLAP	53.453	27.713	2:03.584	70.88	11.307	17:49:59.706
5 -	36.924	53.285	27.588	1:57.797 (2)	74.36	5.520	17:51:57.503

P23 75 R		Gary FRASER		Kawasaki ZXR 400 -			
IDEAL LAP TIME : 2:10.301		BEST LAP TIME : 2:10.359		DIFFERENCE : 0.058			
LAP	SECTOR 1	SECTOR 2	SECTOR 3	LAP TIME	MPH	DIFF	TIME OF DAY
1 -		1:02.970	32.185	2:24.897	60.45	14.538	17:43:31.137
2 -	45.646	1:02.654	31.262	2:19.562	62.76	9.203	17:45:50.699
3 -	42.785	59.612	31.654	2:14.051 (3)	65.34	3.692	17:48:04.750
4 -	42.478	58.365	31.057	2:11.900 (2)	66.41	1.541	17:50:16.650
5 -	41.637	58.423	30.299	2:10.359 (1)	67.19		17:52:27.009

P24 32 R		Leuan COOKE		Kawasaki ZXR 400 -			
IDEAL LAP TIME : 2:11.417		BEST LAP TIME : 2:13.886		DIFFERENCE : 2.469			
LAP	SECTOR 1	SECTOR 2	SECTOR 3	LAP TIME	MPH	DIFF	TIME OF DAY
1 -		1:03.448	33.272	2:28.414	59.02	14.528	17:43:34.654
2 -	43.046	1:02.177	30.331	2:15.554 (3)	64.62	1.668	17:45:50.208
3 -	42.027	1:00.522	31.337	2:13.886 (1)	65.42		17:48:04.094
4 -	44.164	59.059	32.155	2:15.378 (2)	64.70	1.492	17:50:19.472

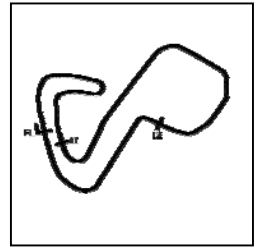
Weather / Track : Cloudy / Dry

Brands Hatch GP
Circuit Length = 2.4332 miles
Start: 17:41 Flag 17:50 End: 17:52

BMCRG - MRO Championships 2020 - Rnd 4 @ Brands Hatch GP

EDlasia Formula 400 & G-Force MC Blue Haze GP

RACE 16 - SECTOR ANALYSIS



SECTOR 1 = FL to I1, SECTOR 2 = I1 to I2, SECTOR 3 = I2 to FL, DIFF = Difference To Personal Best Lap, P = Crossed Finish Line in Pit Lane, D = Time Disallowed

P25 147 GP		John HANNAFORD		Yamaha TZ350D -			
IDEAL LAP TIME : 2:07.937		BEST LAP TIME : 2:07.970		DIFFERENCE : 0.033			
LAP	SECTOR 1	SECTOR 2	SECTOR 3	LAP TIME	MPH	DIFF	TIME OF DAY
1 -		59.770	29.936	2:25.762	60.09	17.792	17:43:32.002
2 -	42.112	59.163	29.324	2:10.599 (2)	67.07	2.629	17:45:42.601
3 -	40.862	57.751	29.357	2:07.970 (1)	68.45		17:47:50.571

P26 176 GP		Jonathan STAMPER		Yamaha TZ250 -			
IDEAL LAP TIME : 1:45.844		BEST LAP TIME : 1:47.303		DIFFERENCE : 1.459			
LAP	SECTOR 1	SECTOR 2	SECTOR 3	LAP TIME	MPH	DIFF	TIME OF DAY
1 -		50.549	25.307	2:00.423	72.74	13.120	17:43:06.663
2 -	34.819	47.674	24.810	1:47.303 (1)	81.63		17:44:53.966

P27 8 GP		Phil ATKINSON		Yamaha TZ350 - Rose mot centre			
IDEAL LAP TIME : 2:02.188		BEST LAP TIME : 2:03.627		DIFFERENCE : 1.439			
LAP	SECTOR 1	SECTOR 2	SECTOR 3	LAP TIME	MPH	DIFF	TIME OF DAY
1 -		53.900	28.536	2:09.581	67.60	5.954	17:43:15.821
2 -	40.036	55.339	28.252	2:03.627 (1)	70.85		17:45:19.448

P28 76 GP		Mark HENRYS		Honda RS250R - www.northernlight-uk.com			
IDEAL LAP TIME :		BEST LAP TIME :		DIFFERENCE :			
LAP	SECTOR 1	SECTOR 2	SECTOR 3	LAP TIME	MPH	DIFF	TIME OF DAY
1 -		51.666	27.333	2:06.334	69.33		17:43:12.574

P29 7 GP		Ewan HAMILTON		Yamaha TZ - Me myself and I			
IDEAL LAP TIME : 2:13.253		BEST LAP TIME :		DIFFERENCE :			
LAP	SECTOR 1	SECTOR 2	SECTOR 3	LAP TIME	MPH	DIFF	TIME OF DAY
1 -		58.849	30.349	2:21.678	61.82		17:43:27.918

BMCRC - MRO Championships 2020 - Rnd 4 @ Brands Hatch GP

EDlasia Formula 400 & G-Force MC Blue Haze GP

RACE 16 - BEST SECTORS

SECTOR 1			SECTOR 2			SECTOR 3			IDEAL / BEST COMPARISON						
POS	NO	NAME	TIME	NO	NAME	TIME	NO	NAME	TIME	POS	NO	NAME	IDEAL	BEST	DIFF
													PERFECT LAP	1:45.830	
1	176	STAMPER	33.456	14	BURRAGE	47.564	176	STAMPER	24.810	1	176	STAMPER	1:45.844	1:47.303	1.459
2	22	BALLERINI	33.805	176	STAMPER	47.578	14	BURRAGE	25.543	2	22	BALLERINI	1:47.478	1:47.478	0.000
3	53	WHITING	34.144	22	BALLERINI	48.082	22	BALLERINI	25.591	3	14	BURRAGE	1:47.976	1:47.976	0.000
4	11	MACHARD	34.607	53	WHITING	48.360	191	SEATH	25.611	4	53	WHITING	1:48.160	1:49.073	0.913
5	168	RUSSELL	34.821	168	RUSSELL	48.433	53	WHITING	25.656	5	168	RUSSELL	1:49.209	1:49.213	0.004
6	14	BURRAGE	34.869	11	MACHARD	49.099	11	MACHARD	25.747	6	11	MACHARD	1:49.453	1:49.950	0.497
7	45	THOMPSON	35.057	45	THOMPSON	49.229	168	RUSSELL	25.955	7	45	THOMPSON	1:50.272	1:50.338	0.066
8	191	SEATH	35.334	191	SEATH	49.510	45	THOMPSON	25.986	8	191	SEATH	1:50.455	1:50.787	0.332
9	57	FISHER	35.805	51	WHOLEY	49.544	57	FISHER	26.626	9	51	WHOLEY	1:52.277	1:52.277	0.000
10	351	DIGBY-BAKER	35.898	57	FISHER	49.894	155	CHAPMAN	26.725	10	57	FISHER	1:52.325	1:52.419	0.094
11	51	WHOLEY	35.998	351	DIGBY-BAKER	50.597	51	WHOLEY	26.735	11	351	DIGBY-BAKER	1:53.434	1:54.283	0.849
12	33	JOHNSTONE	36.395	33	JOHNSTONE	51.069	64	ELLIS	26.755	12	33	JOHNSTONE	1:54.721	1:54.827	0.106
13	64	ELLIS	36.648	48	WELSH	51.205	48	WELSH	26.858	13	64	ELLIS	1:54.801	1:55.203	0.402
14	48	WELSH	36.773	64	ELLIS	51.398	351	DIGBY-BAKER	26.939	14	48	WELSH	1:54.836	1:55.031	0.195
15	157	MOOK	37.129	155	CHAPMAN	51.650	33	JOHNSTONE	27.257	15	155	CHAPMAN	1:56.297	1:56.297	0.000
16	122	HARVIEK	37.259	76	HENRYS	51.666	76	HENRYS	27.333	16	42	BROOKS	1:57.623	1:57.686	0.063
17	34	CUNDLE	37.446	26	THOMPSON	52.063	34	CUNDLE	27.699	17	157	MOOK	1:57.635	1:58.230	0.595
18	42	BROOKS	37.568	42	BROOKS	52.294	42	BROOKS	27.761	18	26	THOMPSON	1:57.644	1:57.644	0.000
19	26	THOMPSON	37.747	157	MOOK	52.441	122	HARVIEK	27.817	19	122	HARVIEK	1:57.668	1:57.668	0.000
20	155	CHAPMAN	37.922	122	HARVIEK	52.592	26	THOMPSON	27.834	20	34	CUNDLE	1:58.534	1:58.534	0.000
21	2	BEDFORD	39.131	34	CUNDLE	53.389	157	MOOK	28.065	21	8	ATKINSON	2:02.188	2:03.627	1.439
22	21	THURTL	39.614	8	ATKINSON	53.900	8	ATKINSON	28.252	22	21	THURTL	2:03.912	2:04.498	0.586
23	8	ATKINSON	40.036	21	THURTL	55.998	21	THURTL	28.300	23	2	BEDFORD	2:04.135	2:05.021	0.886
24	147	HANNAFORD	40.862	2	BEDFORD	56.520	2	BEDFORD	28.484	24	147	HANNAFORD	2:07.937	2:07.970	0.033
25	75	FRASER	41.637	147	HANNAFORD	57.751	147	HANNAFORD	29.324	25	75	FRASER	2:10.301	2:10.359	0.058
26	32	COOKE	42.027	75	FRASER	58.365	75	FRASER	30.299	26	32	COOKE	2:11.417	2:13.886	2.469
27	7	HAMILTON	44.055	7	HAMILTON	58.849	32	COOKE	30.331	27	7	HAMILTON	2:13.253		
28				32	COOKE	59.059	7	HAMILTON	30.349	28	52	JARMAN		1:52.593	
29										29	76	HENRYS			
30															
31															
32															
33															
34															
35															

Weather / Track : Cloudy / Dry

Results can be found at www.tsl-timing.com

Brands Hatch GP

Circuit Length = 2.4332 miles

Start: 17:41 Flag 17:50 End: 17:52

Printed - 17:54 Saturday, 03 October 2020

BMCRC - MRO Championships 2020 - Rnd 4 @ Brands Hatch GP

EDlasia Formula 400 & G-Force MC Blue Haze GP

RACE 16 - STATISTICS

Competitors Started 29
Planned Start 2020-10-03 @ 17:00:00.000
Actual Start 2020-10-03 @ 17:41:06.239
Finish Time 2020-10-03 @ 17:50:18.523
Track Length 2.4332mi.
Total Laps 128
Total Distance Covered 311.4610mi.

Session Fastest Lap History

NO	CL	NAME	LAP TIME	TIME OF DAY	LAP	VEHICLE
14		Chris BURRAGE	1:48.418	17:44:47.832	2	Kawasaki ZXR 400
176	GP	Jonathan STAMPER	1:47.303	17:44:53.968	2	Yamaha TZ250

Session Leader History

NO	CL	NAME	FROM LAP	LAPS LED	DISTANCE	VEHICLE
14		Chris BURRAGE	1	5	12.16 miles	Kawasaki ZXR 400

Flag History

TYPE	TIME OF DAY
GREEN	17:41:06.239
FINISH	17:50:18.523

Flag Statistics

TYPE	COUNT	TOTAL LAPS	TOTAL TIME
Green	1	5	11:23.768
Red	0	0	0.000
Safety Car	0	0	0.000
FCY	0	0	0.000

BMCRC - MRO Championships 2020 - Rnd 4 @ Brands Hatch GP

EDlasia Formula 400 & G-Force MC Blue Haze GP

RACE 16 - STATISTICS

CLASS :

7 Starters

Fastest Lap History

NO	NAME	LAP TIME	TIME OF DAY	LAP	VEHICLE
14	Chris BURRAGE	1:48.418	17:44:47.832	2	Kawasaki ZXR 400
14	Chris BURRAGE	1:47.976	17:46:35.808	3	Kawasaki ZXR 400

Leader History

NO	NAME	FROM LAP	LAPS LED	DISTANCE	VEHICLE
14	Chris BURRAGE	1	5	12.16 miles	Kawasaki ZXR 400

BMCRC - MRO Championships 2020 - Rnd 4 @ Brands Hatch GP

EDlasia Formula 400 & G-Force MC Blue Haze GP

RACE 16 - STATISTICS

CLASS : R

2 Starters

Fastest Lap History

NO	NAME	LAP TIME	TIME OF DAY	LAP	VEHICLE
32	Leuan COOKE	2:15.554	17:45:50.221	2	Kawasaki ZXR 400
32	Leuan COOKE	2:13.886	17:48:04.106	3	Kawasaki ZXR 400
75	Gary FRASER	2:11.900	17:50:16.663	4	Kawasaki ZXR 400
75	Gary FRASER	2:10.359	17:52:27.021	5	Kawasaki ZXR 400

Leader History

NO	NAME	FROM LAP	LAPS LED	DISTANCE	VEHICLE
75	Gary FRASER	1	1	2.43 miles	Kawasaki ZXR 400
32	Leuan COOKE	2	2	4.86 miles	Kawasaki ZXR 400
75	Gary FRASER	4	2	4.86 miles	Kawasaki ZXR 400

Weather / Track : Cloudy / Dry

Results can be found at www.tsl-timing.com

Page 3 of 5

Brands Hatch GP
Circuit Length = 2.4332 miles
Start: 17:41 Flag 17:50 End: 17:52

Printed - 17:54 Saturday, 03 October 2020

BMCRC - MRO Championships 2020 - Rnd 4 @ Brands Hatch GP

EDlasia Formula 400 & G-Force MC Blue Haze GP

RACE 16 - STATISTICS

CLASS : S

3 Starters

Fastest Lap History

NO	NAME	LAP TIME	TIME OF DAY	LAP	VEHICLE
351	Sam DIGBY-BAKER	1:54.283	17:45:00.371	2	Kawasaki ZXR400

Leader History

NO	NAME	FROM LAP	LAPS LED	DISTANCE	VEHICLE
351	Sam DIGBY-BAKER	1	5	12.16 miles	Kawasaki ZXR400

BMCRC - MRO Championships 2020 - Rnd 4 @ Brands Hatch GP

EDlasia Formula 400 & G-Force MC Blue Haze GP

RACE 16 - STATISTICS

CLASS : GP

17 Starters

Fastest Lap History

NO	NAME	LAP TIME	TIME OF DAY	LAP	VEHICLE
176	Jonathan STAMPER	1:47.303	17:44:53.968	2	Yamaha TZ250

Leader History

NO	NAME	FROM LAP	LAPS LED	DISTANCE	VEHICLE
176	Jonathan STAMPER	1	2	4.86 miles	Yamaha TZ250
22	Rik BALLERINI	3	3	7.29 miles	Yamaha SPONDON TZ250

BMCRC - MRO Championships 2020 - Rnd 4 @ Brands Hatch GP



EDlasia Formula 400 & G-Force MC Blue Haze GP

RACE 6 - GRID (6 Laps)

ROW 17	51		50		49	81 Scott GRANT
ROW 16	48	17 David PATERSON	47	3 Tom BARRETT	46	7 Ewan HAMILTON
ROW 15	45	257 Liam McCARTER	44	76 Mark HENRYS	43	0 Paul TOLAND
ROW 14	42	147 2:07.970 John HANNAFORD	41	2 2:05.021 Nick BEDFORD	40	21 2:04.498 Stuart THURTLÉ
ROW 13	39	8 2:03.627 Phil ATKINSON	38	34 1:58.534 Vince CUNDLE	37	42 1:57.686 Sian BROOKS
ROW 12	36	122 1:57.668 Dave HARVIEK	35	155 1:56.297 Roy CHAPMAN	34	64 1:55.203 Phil ELLIS
ROW 11	33	51 1:52.277 Kevin WHOLEY	32	11 1:49.950 Gael MACHARD	31	168 1:49.213 Michael RUSSELL
ROW 10	30	53 1:49.073 Mark WHITING	29	22 1:47.478 Rik BALLERINI	28	176 1:47.303 Jonathan STAMPER
ROW 9	27		26		25	
ROW 8	24		23		22	
ROW 7	21		20		19	
ROW 6	18		17	23 Tom CAUGHLIN	16	126 Glynn DAVIES
ROW 5	15	70 Andrew BURSCOUGH	14	47 Allan CLARK	13	85 James ROBINSON
ROW 4	12	32 2:13.886 Leuan COOKE	11	75 2:10.359 Gary FRASER	10	157 1:58.230 Geoff MOOK
ROW 3	9	26 1:57.644 Lydia THOMPSON	8	48 1:55.031 Richie WELSH	7	33 1:54.827 Carl JOHNSTONE
ROW 2	6	351 1:54.283 Sam DIGBY-BAKER	5	52 1:52.593 Gary JARMAN	4	57 1:52.419 Paul FISHER
ROW 1	3	191 1:50.787 James SEATH	2	45 1:50.338 Mark THOMPSON	1	14 1:47.976 Chris BURRAGE

Pole

Brands Hatch GP
Circuit Length = 2.4332 miles

These results are provisional until the conclusion of any judicial and technical matters.

Clerk Of Course :	Steward :	Timekeeper :
-------------------	-----------	--------------

Results can be found at www.tsl-timing.com

Printed - 17:56 Saturday, 03 October 2020



BMCRC - MRO Championships 2020 - Rnd 4 @ Brands Hatch GP



EDlasia Formula 400 & G-Force MC Blue Haze GP

RACE 6 - CLASSIFICATION

POS	NO	CL	PIC NAME	ENTRY	LAPS	TIME	GAP	DIFF	MPH	BEST	ON
1	14		1 Chris BURRAGE	Kawasaki ZXR 400 - Seton tuning, RD racing, Elga	5	9:31.976			76.57	1:51.350	3
2	191		2 James SEATH	Kawasaki ZXR400 L9 - Ovenden Earthmoving	5	9:42.377	10.401	10.401	75.20	1:54.128	5
3	168	GP	1 Michael RUSSELL	Yamaha TZ 250 -	5	9:45.327	13.351	2.950	74.82	1:52.639	5
4	22	GP	2 Rik BALLERINI	Yamaha SPONDON TZ250 - SCLS LTD, ZX1 XXTF	5	9:47.543	15.567	2.216	74.54	1:53.721	5
5	45		3 Mark THOMPSON	Kawasaki ZXR400 - Flintstone Tyres / David Simon	5	9:52.128	20.152	4.585	73.96	1:55.025	5
6	0	GP	3 Paul TOLAND	Yamaha TZ250 - Kippers keys	5	9:56.569	24.593	4.441	73.41	1:55.426	4
7	351	S	1 Sam DIGBY-BAKER	Kawasaki ZXR400 -	5	10:00.405	28.429	3.836	72.94	1:57.840	5
8	157	S	2 Geoff MOOK	Yamaha TZR 250 -	5	10:00.955	28.979	0.550	72.88	1:57.774	5
9	11	GP	4 Gael MACHARD	Yamaha 250 TZ 4DP -	5	10:09.061	37.085	8.106	71.91	1:58.305	5
10	70		4 Andrew BURSCOUGH	Yamaha YPVS 350 - Apollo/Merlin/Abbey/Martitaniu	5	10:10.789	38.813	1.728	71.70	1:59.470	3
11	53	GP	5 Mark WHITING	Yamaha TZ250 - Mark whiting	5	10:14.674	42.698	3.885	71.25	1:59.372	5
12	26		5 Lydia THOMPSON	Kawasaki ZXR400 - Flintstone Racing - David Simon	5	10:15.496	43.520	0.822	71.16	1:58.614	5
13	85		6 James ROBINSON	Kawasaki ZXR400 - claire palastanga ceramics	5	10:17.108	45.132	1.612	70.97	2:00.725	4
14	52		7 Gary JARMAN	Kawasaki ZXR 400 -	5	10:17.174	45.198	0.066	70.96	2:00.440	5
15	57		8 Paul FISHER	Kawasaki ZXR400 -	5	10:18.047	46.071	0.873	70.86	2:01.606	4
16	257	GP	6 Liam McCARTER	Yamaha TZ -	5	10:31.289	59.313	13.242	69.38	2:01.138	5
17	122	GP	7 Dave HARVIEK	Yamaha TZ250 4DP - NW Roofing London Ltd	5	10:34.229	1:02.253	2.940	69.05	2:02.427	5
18	75	R	1 Gary FRASER	Kawasaki ZXR 400 -	5	11:00.323	1:28.347	26.094	66.32	2:10.363	5
19	42	GP	8 Sian BROOKS	Honda RS125 - Spyre Ltd	5	11:13.211	1:41.235	12.888	65.06	2:11.464	5
20	47		9 Allan CLARK	Kawasaki ZXR400 - A Clark & Sons Builders	5	11:20.765	1:48.789	7.554	64.33	2:14.038	2
21	155	GP	9 Roy CHAPMAN	Yamaha TZ350 - Self	5	11:38.126	2:06.150	17.361	62.73	2:17.578	2
22	21	GP	10 Stuart THURTLIE	Yamaha TZ250B 3YL - TeamTortoise Racing	5	11:46.841	2:14.865	8.715	61.96	2:16.591	5
23	32	R	2 Leuan COOKE	Kawasaki ZXR 400 -	4	9:37.360	1 Lap	1 Lap	60.68	2:21.210	2
24	2	GP	11 Nick BEDFORD	Yamaha TZ350 - Banx Race Paint	4	9:43.701	1 Lap	6.341	60.02	2:22.468	4

NOT CLASSIFIED

DNF	48		Richie WELSH	Yamaha FZR 400 RRSP - EDEN'S BABY EXPERIE	3	6:03.767	2 Laps	1 Lap	72.24	1:57.668	2
DNF	33	S	Carl JOHNSTONE	Yamaha FZR400RR - EDlasia	2	4:16.143	3 Laps	1 Lap	68.39	2:06.762	2
DNF	34	GP	Vince CUNDLE	Yamaha TZ350G BSR - FONDSECA	1	2:32.509	4 Laps	1 Lap	57.43		
DNF	64	GP	Phil ELLIS	Yamaha TZ250B -	0						

FASTEST LAP

	14		Chris BURRAGE	Kawasaki ZXR 400 - Seton tuning, RD racing, Elga	3	1:51.350			78.66 mph	126.60 kph	
	168	GP	Michael RUSSELL	Yamaha TZ 250 -	5	1:52.639			77.76 mph	125.15 kph	
	157	S	Geoff MOOK	Yamaha TZR 250 -	5	1:57.774			74.37 mph	119.70 kph	
	75	R	Gary FRASER	Kawasaki ZXR 400 -	5	2:10.363			67.19 mph	108.14 kph	

Class - 92.5% of Race Speed = 70.82 mph
 Class GP - 92.5% of Race Speed = 69.20 mph
 Class S - 92.5% of Race Speed = 67.46 mph
 Class R - 92.5% of Race Speed = 61.34 mph

Brands Hatch GP
 Circuit Length = 2.4332 miles
 Start: 12:43 Flag 12:53 End: 12:55

Weather / Track : Cloudy / Wet

These results are provisional until the conclusion of any judicial and technical matters.

Clerk Of Course :	Steward :	Timekeeper :

Results can be found at www.tsl-timing.com

Printed - 12:57 Sunday, 04 October 2020



BMCRG - MRO Championships 2020 - Rnd 4 @ Brands Hatch GP

EDlasia Formula 400 & G-Force MC Blue Haze GP

RACE 6 - LAP CHART

LAP 1 @ 12:45:43.773

NO	BEHIND	LAP TIME
14		2:00.664
191	1.930	2:02.594
45	3.886	2:04.550
48	3.973	2:04.637
351	6.014	2:06.678
168	6.692	2:07.356
157	6.831	2:07.495
22	7.738	2:08.402
70	7.839	2:08.503
0	8.258	2:08.922
33	8.717	2:09.381
57	8.862	2:09.526
52	9.858	2:10.522
53	10.068	2:10.732
85	10.411	2:11.075
26	10.608	2:11.272
11	11.070	2:11.734
257	14.681	2:15.345
122	16.650	2:17.314
75	16.809	2:17.473
47	19.731	2:20.395
42	21.894	2:22.558
155	23.434	2:24.098
32	27.536	2:28.200
2	30.834	2:31.498
34	31.845	2:32.509
21	32.349	2:33.013

LAP 2 @ 12:47:36.181

NO	BEHIND	LAP TIME
14		1:52.408
191	4.672	1:55.150
48	9.233	1:57.668
45	9.604	1:58.126
168	9.691	1:55.407
22	10.936	1:55.606
351	12.593	1:58.987
157	13.087	1:58.664
0	13.360	1:57.510
70	15.223	1:59.792
57	19.288	2:02.834
11	19.858	2:01.196
53	20.010	2:02.350
52	20.054	2:02.604
85	20.689	2:02.686
26	21.948	2:03.748
33	23.071	2:06.762
257	28.930	2:06.657
122	29.266	2:05.024
75	35.609	2:11.208
47	41.361	2:14.038
42	42.312	2:12.826
155	48.604	2:17.578
32	56.338	2:21.210
21	1:00.549	2:20.608
2	1:03.544	2:25.118

LAP 3 @ 12:49:27.531

NO	BEHIND	LAP TIME
14		1:51.350
191	9.012	1:55.690

168	13.616	1:55.275	26	43.520	1:58.614
22	15.078	1:55.492	85	45.132	2:01.601
45	17.034	1:58.780	52	45.198	2:00.440
48	19.345	2:01.462	57	46.071	2:01.703
351	19.602	1:58.359	257	59.313	2:01.138
0	19.722	1:57.712	122	1:02.253	2:02.427
157	20.478	1:58.741	75	1:28.347	2:10.363
70	23.343	1:59.470	42	1:41.235	2:11.464
11	27.788	1:59.280	47	1:48.789	2:15.680
53	30.227	2:01.567	155	2:06.150	2:18.207
57	30.316	2:02.378	21	2:14.865	2:16.591
85	30.360	2:01.021			
26	31.007	2:00.409			
52	31.673	2:02.969			
257	43.007	2:05.427			
122	43.175	2:05.259			
75	54.719	2:10.460			
42	1:03.890	2:12.928			
47	1:05.198	2:15.187			
155	1:17.164	2:19.910			
21	1:28.422	2:19.223			
32	1:30.421	2:25.433			
2	1:36.811	2:24.617			

LAP 4 @ 12:51:20.432

NO	BEHIND	LAP TIME
14		1:52.901
191	10.926	1:54.815
168	15.365	1:54.650
22	16.499	1:54.322
45	19.780	1:55.647
0	22.247	1:55.426
351	25.242	1:58.541
157	25.858	1:58.281
70	31.874	2:01.432
11	33.433	1:58.546
53	37.979	2:00.653
85	38.184	2:00.725
57	39.021	2:01.606
52	39.411	2:00.639
26	39.559	2:01.453
257	52.828	2:02.722
122	54.479	2:04.205
75	1:12.637	2:10.819
42	1:24.424	2:13.435
47	1:27.762	2:15.465
155	1:42.596	2:18.333
21	1:52.927	2:17.406

LAP 5 @ 12:53:15.085

NO	BEHIND	LAP TIME
14		1:54.653
32	1 Lap	2:22.517
191	10.401	1:54.128
2	1 Lap	2:22.468
168	13.351	1:52.639
22	15.567	1:53.721
45	20.152	1:55.025
0	24.593	1:56.999
351	28.429	1:57.840
157	28.979	1:57.774
11	37.085	1:58.305
70	38.813	2:01.592
53	42.698	1:59.372

Weather / Track : Cloudy / Wet

Results can be found at www.tsl-timing.com

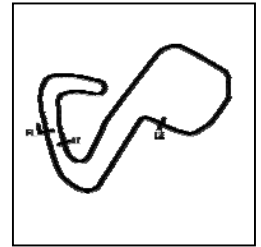
Brands Hatch GP
Circuit Length = 2.4332 miles
Start: 12:43 Flag 12:53 End: 12:55

Printed - 12:58 Sunday, 04 October 2020

BMCRC - MRO Championships 2020 - Rnd 4 @ Brands Hatch GP

EDlasia Formula 400 & G-Force MC Blue Haze GP

RACE 6 - SECTOR ANALYSIS



SECTOR 1 = FL to I1, SECTOR 2 = I1 to I2, SECTOR 3 = I2 to FL, DIFF = Difference To Personal Best Lap, P = Crossed Finish Line in Pit Lane, D = Time Disallowed

P1 14		Chris BURRAGE		Kawasaki ZXR 400 - Seton tuning, RD racing, Elgar brothers, r			
IDEAL LAP TIME : 1:51.220		BEST LAP TIME : 1:51.350		DIFFERENCE : 0.130			
LAP	SECTOR 1	SECTOR 2	SECTOR 3	LAP TIME	MPH	DIFF	TIME OF DAY
1 -		51.323	27.006	2:00.664	72.59	9.314	12:45:43.773
2 -	35.959	49.675	26.774	1:52.408 (2)	77.92	1.058	12:47:36.181
3 -	36.089	49.049	26.212	1:51.350 (1)	78.66		12:49:27.531
4 -	36.135	50.135	26.631	1:52.901 (3)	77.58	1.551	12:51:20.432
5 -	36.622	51.155	26.876	1:54.653	76.40	3.303	12:53:15.085

P2 191		James SEATH		Kawasaki ZXR400 L9 - Ovenden Earthmoving			
IDEAL LAP TIME : 1:53.726		BEST LAP TIME : 1:54.128		DIFFERENCE : 0.402			
LAP	SECTOR 1	SECTOR 2	SECTOR 3	LAP TIME	MPH	DIFF	TIME OF DAY
1 -		52.473	27.561	2:02.594	71.45	8.466	12:45:45.703
2 -	36.455	51.732	26.963	1:55.150 (3)	76.07	1.022	12:47:40.853
3 -	36.903	51.896	26.891	1:55.690	75.71	1.562	12:49:36.543
4 -	36.650	51.160	27.005	1:54.815 (2)	76.29	0.687	12:51:31.358
5 -	36.067	50.768	27.293	1:54.128 (1)	76.75		12:53:25.486

P3 168 GP		Michael RUSSELL		Yamaha TZ 250 -			
IDEAL LAP TIME : 1:52.602		BEST LAP TIME : 1:52.639		DIFFERENCE : 0.037			
LAP	SECTOR 1	SECTOR 2	SECTOR 3	LAP TIME	MPH	DIFF	TIME OF DAY
1 -		53.307	27.567	2:07.356	68.78	14.717	12:45:50.465
2 -	37.225	51.297	26.885	1:55.407	75.90	2.768	12:47:45.872
3 -	37.328	51.015	26.932	1:55.275 (3)	75.99	2.636	12:49:41.147
4 -	36.603	50.971	27.076	1:54.650 (2)	76.40	2.011	12:51:35.797
5 -	36.640	49.949	26.050	1:52.639 (1)	77.76		12:53:28.436

P4 22 GP		Rik BALLERINI		Yamaha SPONDON TZ250 - SCLS LTD, ZX1 XXTRALUBE, GE			
IDEAL LAP TIME : 1:53.613		BEST LAP TIME : 1:53.721		DIFFERENCE : 0.108			
LAP	SECTOR 1	SECTOR 2	SECTOR 3	LAP TIME	MPH	DIFF	TIME OF DAY
1 -		53.989	28.233	2:08.402	68.22	14.681	12:45:51.511
2 -	36.980	51.868	26.758	1:55.606	75.77	1.885	12:47:47.117
3 -	36.552	52.148	26.792	1:55.492 (3)	75.84	1.771	12:49:42.609
4 -	36.284	51.286	26.752	1:54.322 (2)	76.62	0.601	12:51:36.931
5 -	35.960	50.901	26.860	1:53.721 (1)	77.02		12:53:30.652

P5 45		Mark THOMPSON		Kawasaki ZXR400 - Flintstone Tyres / David Simon Tuning			
IDEAL LAP TIME : 1:55.025		BEST LAP TIME : 1:55.025		DIFFERENCE : 0.000			
LAP	SECTOR 1	SECTOR 2	SECTOR 3	LAP TIME	MPH	DIFF	TIME OF DAY
1 -		53.220	27.581	2:04.550	70.33	9.525	12:45:47.659
2 -	37.718	52.923	27.485	1:58.126 (3)	74.15	3.101	12:47:45.785
3 -	38.587	52.549	27.644	1:58.780	73.74	3.755	12:49:44.565
4 -	37.076	51.420	27.151	1:55.647 (2)	75.74	0.622	12:51:40.212
5 -	36.934	51.398	26.693	1:55.025 (1)	76.15		12:53:35.237

P6 0 GP		Paul TOLAND		Yamaha TZ250 - Kippers keys			
IDEAL LAP TIME : 1:55.006		BEST LAP TIME : 1:55.426		DIFFERENCE : 0.420			
LAP	SECTOR 1	SECTOR 2	SECTOR 3	LAP TIME	MPH	DIFF	TIME OF DAY
1 -		53.980	27.798	2:08.922	67.94	13.496	12:45:52.031
2 -	38.247	51.767	27.496	1:57.510 (3)	74.54	2.084	12:47:49.541
3 -	36.911	53.321	27.480	1:57.712	74.41	2.286	12:49:47.253
4 -	37.012	51.343	27.071	1:55.426 (1)	75.89		12:51:42.679
5 -	36.592	52.266	28.141	1:56.999 (2)	74.87	1.573	12:53:39.678

Weather / Track : Cloudy / Wet

Brands Hatch GP

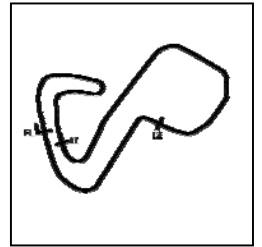
Circuit Length = 2.4332 miles

Start: 12:43 Flag 12:53 End: 12:55

BMCRC - MRO Championships 2020 - Rnd 4 @ Brands Hatch GP

EDlasia Formula 400 & G-Force MC Blue Haze GP

RACE 6 - SECTOR ANALYSIS



SECTOR 1 = FL to I1, SECTOR 2 = I1 to I2, SECTOR 3 = I2 to FL, DIFF = Difference To Personal Best Lap, P = Crossed Finish Line in Pit Lane, D = Time Disallowed

P7 351 S		Sam DIGBY-BAKER		Kawasaki ZXR400 -			
IDEAL LAP TIME : 1:57.813		BEST LAP TIME : 1:57.840		DIFFERENCE : 0.027			
LAP	SECTOR 1	SECTOR 2	SECTOR 3	LAP TIME	MPH	DIFF	TIME OF DAY
1 -		54.325	27.693	2:06.678	69.15	8.838	12:45:49.787
2 -	37.630	53.426	27.931	1:58.987	73.62	1.147	12:47:48.774
3 -	37.622	52.874	27.863	1:58.359 (2)	74.01	0.519	12:49:47.133
4 -	37.767	52.758	28.016	1:58.541 (3)	73.89	0.701	12:51:45.674
5 -	37.404	52.785	27.651	1:57.840 (1)	74.33		12:53:43.514

P8 157 S		Geoff MOOK		Yamaha TZR 250 -			
IDEAL LAP TIME : 1:57.654		BEST LAP TIME : 1:57.774		DIFFERENCE : 0.120			
LAP	SECTOR 1	SECTOR 2	SECTOR 3	LAP TIME	MPH	DIFF	TIME OF DAY
1 -		54.311	27.977	2:07.495	68.70	9.721	12:45:50.604
2 -	38.303	52.490	27.871	1:58.664 (3)	73.82	0.890	12:47:49.268
3 -	37.902	52.822	28.017	1:58.741	73.77	0.967	12:49:48.009
4 -	37.309	52.708	28.264	1:58.281 (2)	74.05	0.507	12:51:46.290
5 -	37.408	52.511	27.855	1:57.774 (1)	74.37		12:53:44.064

P9 11 GP		Gael MACHARD		Yamaha 250 TZ 4DP -			
IDEAL LAP TIME : 1:57.821		BEST LAP TIME : 1:58.305		DIFFERENCE : 0.484			
LAP	SECTOR 1	SECTOR 2	SECTOR 3	LAP TIME	MPH	DIFF	TIME OF DAY
1 -		55.043	28.119	2:11.734	66.49	13.429	12:45:54.843
2 -	39.548	54.008	27.640	2:01.196	72.27	2.891	12:47:56.039
3 -	38.891	53.159	27.230	1:59.280 (3)	73.43	0.975	12:49:55.319
4 -	37.493	53.539	27.514	1:58.546 (2)	73.89	0.241	12:51:53.865
5 -	37.834	53.098	27.373	1:58.305 (1)	74.04		12:53:52.170

P10 70		Andrew BURSCOUGH		Yamaha YPVS 350 - Apollo/Merlin/Abbey/Martitanium			
IDEAL LAP TIME : 1:59.255		BEST LAP TIME : 1:59.470		DIFFERENCE : 0.215			
LAP	SECTOR 1	SECTOR 2	SECTOR 3	LAP TIME	MPH	DIFF	TIME OF DAY
1 -		54.305	28.562	2:08.503	68.16	9.033	12:45:51.612
2 -	38.467	53.295	28.030	1:59.792 (2)	73.12	0.322	12:47:51.404
3 -	37.937	53.288	28.245	1:59.470 (1)	73.32		12:49:50.874
4 -	38.253	54.694	28.485	2:01.432 (3)	72.13	1.962	12:51:52.306
5 -	39.048	54.301	28.243	2:01.592	72.04	2.122	12:53:53.898

P11 53 GP		Mark WHITING		Yamaha TZ250 - Mark whiting			
IDEAL LAP TIME : 1:59.305		BEST LAP TIME : 1:59.372		DIFFERENCE : 0.067			
LAP	SECTOR 1	SECTOR 2	SECTOR 3	LAP TIME	MPH	DIFF	TIME OF DAY
1 -		54.736	28.189	2:10.732	67.00	11.360	12:45:53.841
2 -	40.202	54.067	28.081	2:02.350	71.59	2.978	12:47:56.191
3 -	39.561	54.015	27.991	2:01.567 (3)	72.05	2.195	12:49:57.758
4 -	38.666	54.008	27.979	2:00.653 (2)	72.60	1.281	12:51:58.411
5 -	38.221	53.105	28.046	1:59.372 (1)	73.38		12:53:57.783

P12 26		Lydia THOMPSON		Kawasaki ZXR400 - Flintstone Racing - David Simons Tuning			
IDEAL LAP TIME : 1:58.478		BEST LAP TIME : 1:58.614		DIFFERENCE : 0.136			
LAP	SECTOR 1	SECTOR 2	SECTOR 3	LAP TIME	MPH	DIFF	TIME OF DAY
1 -		55.756	28.117	2:11.272	66.73	12.658	12:45:54.381
2 -	39.699	55.767	28.282	2:03.748	70.78	5.134	12:47:58.129
3 -	38.642	54.253	27.514	2:00.409 (2)	72.75	1.795	12:49:58.538
4 -	39.144	54.395	27.914	2:01.453 (3)	72.12	2.839	12:51:59.991
5 -	38.778	52.886	26.950	1:58.614 (1)	73.85		12:53:58.605

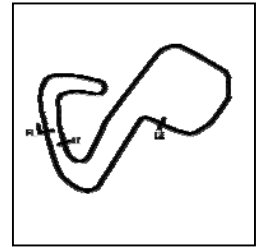
Weather / Track : Cloudy / Wet

Brands Hatch GP
Circuit Length = 2.4332 miles
Start: 12:43 Flag 12:53 End: 12:55

BMCRG - MRO Championships 2020 - Rnd 4 @ Brands Hatch GP

EDlasia Formula 400 & G-Force MC Blue Haze GP

RACE 6 - SECTOR ANALYSIS



SECTOR 1 = FL to I1, SECTOR 2 = I1 to I2, SECTOR 3 = I2 to FL, DIFF = Difference To Personal Best Lap, P = Crossed Finish Line in Pit Lane, D = Time Disallowed

P13 85		James ROBINSON		Kawasaki ZXR400 - claire palastanga ceramics			
IDEAL LAP TIME : 1:59.531		BEST LAP TIME : 2:00.725		DIFFERENCE : 1.194			
LAP	SECTOR 1	SECTOR 2	SECTOR 3	LAP TIME	MPH	DIFF	TIME OF DAY
1 -		56.206	28.301	2:11.075	66.83	10.350	12:45:54.184
2 -	39.719	55.427	27.540	2:02.686	71.40	1.961	12:47:56.870
3 -	39.706	53.428	27.887	2:01.021 (2)	72.38	0.296	12:49:57.891
4 -	38.748	54.448	27.529	2:00.725 (1)	72.56		12:51:58.616
5 -	38.574	54.869	28.158	2:01.601 (3)	72.03	0.876	12:54:00.217

P14 52		Gary JARMAN		Kawasaki ZXR 400 -			
IDEAL LAP TIME : 1:59.568		BEST LAP TIME : 2:00.440		DIFFERENCE : 0.872			
LAP	SECTOR 1	SECTOR 2	SECTOR 3	LAP TIME	MPH	DIFF	TIME OF DAY
1 -		55.564	28.506	2:10.522	67.11	10.082	12:45:53.631
2 -	39.603	54.424	28.577	2:02.604 (3)	71.44	2.164	12:47:56.235
3 -	39.849	54.551	28.569	2:02.969	71.23	2.529	12:49:59.204
4 -	38.588	53.789	28.262	2:00.639 (2)	72.61	0.199	12:51:59.843
5 -	37.846	54.661	27.933	2:00.440 (1)	72.73		12:54:00.283

P15 57		Paul FISHER		Kawasaki ZXR400 -			
IDEAL LAP TIME : 2:00.637		BEST LAP TIME : 2:01.606		DIFFERENCE : 0.969			
LAP	SECTOR 1	SECTOR 2	SECTOR 3	LAP TIME	MPH	DIFF	TIME OF DAY
1 -		55.455	28.631	2:09.526	67.62	7.920	12:45:52.635
2 -	39.554	54.433	28.847	2:02.834	71.31	1.228	12:47:55.469
3 -	39.099	54.627	28.652	2:02.378 (3)	71.58	0.772	12:49:57.847
4 -	39.092	53.828	28.686	2:01.606 (1)	72.03		12:51:59.453
5 -	38.864	54.894	27.945	2:01.703 (2)	71.97	0.097	12:54:01.156

P16 257 GP		Liam McCARTER		Yamaha TZ -			
IDEAL LAP TIME : 2:00.673		BEST LAP TIME : 2:01.138		DIFFERENCE : 0.465			
LAP	SECTOR 1	SECTOR 2	SECTOR 3	LAP TIME	MPH	DIFF	TIME OF DAY
1 -		56.575	28.720	2:15.345	64.72	14.207	12:45:58.454
2 -	40.247	56.372	30.038	2:06.657	69.16	5.519	12:48:05.111
3 -	39.705	56.002	29.720	2:05.427 (3)	69.84	4.289	12:50:10.538
4 -	39.848	55.011	27.863	2:02.722 (2)	71.37	1.584	12:52:13.260
5 -	38.365	54.445	28.328	2:01.138 (1)	72.31		12:54:14.398

P17 122 GP		Dave HARVIEK		Yamaha TZ250 4DP - NW Roofing London Ltd			
IDEAL LAP TIME : 2:02.427		BEST LAP TIME : 2:02.427		DIFFERENCE : 0.000			
LAP	SECTOR 1	SECTOR 2	SECTOR 3	LAP TIME	MPH	DIFF	TIME OF DAY
1 -		57.634	29.952	2:17.314	63.79	14.887	12:46:00.423
2 -	39.696	55.349	29.979	2:05.024 (3)	70.06	2.597	12:48:05.447
3 -	40.247	55.319	29.693	2:05.259	69.93	2.832	12:50:10.706
4 -	40.021	54.948	29.236	2:04.205 (2)	70.52	1.778	12:52:14.911
5 -	39.326	53.868	29.233	2:02.427 (1)	71.55		12:54:17.338

P18 75 R		Gary FRASER		Kawasaki ZXR 400 -			
IDEAL LAP TIME : 2:09.958		BEST LAP TIME : 2:10.363		DIFFERENCE : 0.405			
LAP	SECTOR 1	SECTOR 2	SECTOR 3	LAP TIME	MPH	DIFF	TIME OF DAY
1 -		58.334	30.280	2:17.473	63.72	7.110	12:46:00.582
2 -	41.922	58.947	30.339	2:11.208	66.76	0.845	12:48:11.790
3 -	41.387	58.782	30.291	2:10.460 (2)	67.14	0.097	12:50:22.250
4 -	42.135	58.447	30.237	2:10.819 (3)	66.96	0.456	12:52:33.069
5 -	41.391	58.716	30.256	2:10.363 (1)	67.19		12:54:43.432

Weather / Track : Cloudy / Wet

Brands Hatch GP

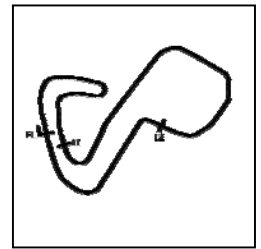
Circuit Length = 2.4332 miles

Start: 12:43 Flag 12:53 End: 12:55

BMCRC - MRO Championships 2020 - Rnd 4 @ Brands Hatch GP

EDlasia Formula 400 & G-Force MC Blue Haze GP

RACE 6 - SECTOR ANALYSIS



SECTOR 1 = FL to I1, SECTOR 2 = I1 to I2, SECTOR 3 = I2 to FL, DIFF = Difference To Personal Best Lap, P = Crossed Finish Line in Pit Lane, D = Time Disallowed

P19 42 GP		Sian BROOKS		Honda RS125 - Spyre Ltd			
IDEAL LAP TIME : 2:11.149		BEST LAP TIME : 2:11.464		DIFFERENCE : 0.315			
LAP	SECTOR 1	SECTOR 2	SECTOR 3	LAP TIME	MPH	DIFF	TIME OF DAY
1 -		59.800	30.563	2:22.558	61.44	11.094	12:46:05.667
2 -	42.699	59.556	30.571	2:12.826 (2)	65.94	1.362	12:48:18.493
3 -	41.857	59.486	31.585	2:12.928 (3)	65.89	1.464	12:50:31.421
4 -	42.034	59.965	31.436	2:13.435	65.64	1.971	12:52:44.856
5 -	41.571	59.015	30.878	2:11.464 (1)	66.63		12:54:56.320

P20 47		Allan CLARK		Kawasaki ZXR400 - A Clark & Sons Builders			
IDEAL LAP TIME : 2:12.823		BEST LAP TIME : 2:14.038		DIFFERENCE : 1.215			
LAP	SECTOR 1	SECTOR 2	SECTOR 3	LAP TIME	MPH	DIFF	TIME OF DAY
1 -		1:00.240	30.664	2:20.395	62.39	6.357	12:46:03.504
2 -	42.430	1:01.161	30.447	2:14.038 (1)	65.35		12:48:17.542
3 -	42.370	1:01.519	31.298	2:15.187 (2)	64.79	1.149	12:50:32.729
4 -	43.153	1:01.631	30.681	2:15.465 (3)	64.66	1.427	12:52:48.194
5 -	42.136	1:01.672	31.872	2:15.680	64.56	1.642	12:55:03.874

P21 155 GP		Roy CHAPMAN		Yamaha TZ350 - Self			
IDEAL LAP TIME : 2:16.117		BEST LAP TIME : 2:17.578		DIFFERENCE : 1.461			
LAP	SECTOR 1	SECTOR 2	SECTOR 3	LAP TIME	MPH	DIFF	TIME OF DAY
1 -		1:00.031	31.733	2:24.098	60.79	6.520	12:46:07.207
2 -	44.717	1:00.767	32.094	2:17.578 (1)	63.67		12:48:24.785
3 -	45.789	1:00.826	33.295	2:19.910	62.61	2.332	12:50:44.695
4 -	45.374	1:00.989	31.970	2:18.333 (3)	63.32	0.755	12:53:03.028
5 -	44.353	1:01.299	32.555	2:18.207 (2)	63.38	0.629	12:55:21.235

P22 21 GP		Stuart THURTLÉ		Yamaha TZ250B 3YL - TeamTortoise Racing			
IDEAL LAP TIME : 2:16.094		BEST LAP TIME : 2:16.591		DIFFERENCE : 0.497			
LAP	SECTOR 1	SECTOR 2	SECTOR 3	LAP TIME	MPH	DIFF	TIME OF DAY
1 -		1:05.718	32.840	2:33.013	57.24	16.422	12:46:16.122
2 -	45.454	1:03.393	31.761	2:20.608	62.29	4.017	12:48:36.730
3 -	43.742	1:02.712	32.769	2:19.223 (3)	62.91	2.632	12:50:55.953
4 -	43.546	1:02.068	31.792	2:17.406 (2)	63.75	0.815	12:53:13.359
5 -	44.043	1:01.510	31.038	2:16.591 (1)	64.13		12:55:29.950

P23 32 R		Leuan COOKE		Kawasaki ZXR 400 -			
IDEAL LAP TIME : 2:18.978		BEST LAP TIME : 2:21.210		DIFFERENCE : 2.232			
LAP	SECTOR 1	SECTOR 2	SECTOR 3	LAP TIME	MPH	DIFF	TIME OF DAY
1 -		1:03.219	31.500	2:28.200	59.10	6.990	12:46:11.309
2 -	44.726	1:03.513	32.971	2:21.210 (1)	62.03		12:48:32.519
3 -	45.788	1:06.595	33.050	2:25.433 (3)	60.23	4.223	12:50:57.952
4 -	45.365	1:06.119	31.033	2:22.517 (2)	61.46	1.307	12:53:20.469

P24 2 GP		Nick BEDFORD		Yamaha TZ350 - Banx Race Paint			
IDEAL LAP TIME : 2:22.445		BEST LAP TIME : 2:22.468		DIFFERENCE : 0.023			
LAP	SECTOR 1	SECTOR 2	SECTOR 3	LAP TIME	MPH	DIFF	TIME OF DAY
1 -		1:05.249	32.413	2:31.498	57.82	9.030	12:46:14.607
2 -	45.062	1:07.202	32.854	2:25.118 (3)	60.36	2.650	12:48:39.725
3 -	45.230	1:06.533	32.854	2:24.617 (2)	60.57	2.149	12:51:04.342
4 -	45.085	1:05.076	32.307	2:22.468 (1)	61.48		12:53:26.810

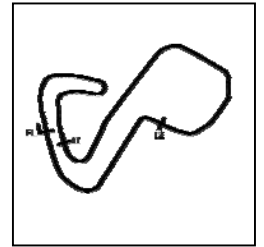
Weather / Track : Cloudy / Wet

Brands Hatch GP
Circuit Length = 2.4332 miles
Start: 12:43 Flag 12:53 End: 12:55

BMCRC - MRO Championships 2020 - Rnd 4 @ Brands Hatch GP

EDlasia Formula 400 & G-Force MC Blue Haze GP

RACE 6 - SECTOR ANALYSIS



SECTOR 1 = FL to I1, SECTOR 2 = I1 to I2, SECTOR 3 = I2 to FL, DIFF = Difference To Personal Best Lap, P = Crossed Finish Line in Pit Lane, D = Time Disallowed

P25 48		Richie WELSH		Yamaha FZR 400 RRSP - EDEN'S BABY EXPERIENCES/ PE1			
IDEAL LAP TIME : 1:57.155		BEST LAP TIME : 1:57.668		DIFFERENCE : 0.513			
LAP	SECTOR 1	SECTOR 2	SECTOR 3	LAP TIME	MPH	DIFF	TIME OF DAY
1 -		52.441	27.051	2:04.637	70.28	6.969	12:45:47.746
2 -	37.783	52.378	27.507	1:57.668 (1)	74.44		12:47:45.414
3 -	37.726	53.492	30.244	2:01.462 (2)	72.12	3.794	12:49:46.876

P26 33 S		Carl JOHNSTONE		Yamaha FZR400RR - EDlasia			
IDEAL LAP TIME : 2:05.279		BEST LAP TIME : 2:06.762		DIFFERENCE : 1.483			
LAP	SECTOR 1	SECTOR 2	SECTOR 3	LAP TIME	MPH	DIFF	TIME OF DAY
1 -		55.339	29.678	2:09.381	67.70	2.619	12:45:52.490
2 -	41.135	56.072	29.555	2:06.762 (1)	69.10		12:47:59.252

P27 34 GP		Vince CUNDLE		Yamaha TZ350G BSR - FONDSECA			
IDEAL LAP TIME : 2:26.780		BEST LAP TIME :		DIFFERENCE :			
LAP	SECTOR 1	SECTOR 2	SECTOR 3	LAP TIME	MPH	DIFF	TIME OF DAY
1 -		1:05.659	32.690	2:32.509	57.43		12:46:15.618

BMCRG - MRO Championships 2020 - Rnd 4 @ Brands Hatch GP

EDlasia Formula 400 & G-Force MC Blue Haze GP

RACE 6 - BEST SECTORS

SECTOR 1			SECTOR 2			SECTOR 3			IDEAL / BEST COMPARISON						
POS	NO	NAME	TIME	NO	NAME	TIME	NO	NAME	TIME	POS	NO	NAME	IDEAL	BEST	DIFF
													PERFECT LAP	1:51.058	
1	14	BURRAGE	35.959	14	BURRAGE	49.049	168	RUSSELL	26.050	1	14	BURRAGE	1:51.220	1:51.350	0.130
2	22	BALLERINI	35.960	168	RUSSELL	49.949	14	BURRAGE	26.212	2	168	RUSSELL	1:52.602	1:52.639	0.037
3	191	SEATH	36.067	191	SEATH	50.768	45	THOMPSON	26.693	3	22	BALLERINI	1:53.613	1:53.721	0.108
4	0	TOLAND	36.592	22	BALLERINI	50.901	22	BALLERINI	26.752	4	191	SEATH	1:53.726	1:54.128	0.402
5	168	RUSSELL	36.603	0	TOLAND	51.343	191	SEATH	26.891	5	0	TOLAND	1:55.006	1:55.426	0.420
6	45	THOMPSON	36.934	45	THOMPSON	51.398	26	THOMPSON	26.950	6	45	THOMPSON	1:55.025	1:55.025	0.000
7	157	MOOK	37.309	48	WELSH	52.378	48	WELSH	27.051	7	48	WELSH	1:57.155	1:57.668	0.513
8	351	DIGBY-BAKER	37.404	157	MOOK	52.490	0	TOLAND	27.071	8	157	MOOK	1:57.654	1:57.774	0.120
9	11	MACHARD	37.493	351	DIGBY-BAKER	52.758	11	MACHARD	27.230	9	351	DIGBY-BAKER	1:57.813	1:57.840	0.027
10	48	WELSH	37.726	26	THOMPSON	52.886	85	ROBINSON	27.529	10	11	MACHARD	1:57.821	1:58.305	0.484
11	52	JARMAN	37.846	11	MACHARD	53.098	351	DIGBY-BAKER	27.651	11	26	THOMPSON	1:58.478	1:58.614	0.136
12	70	BURSCOUGH	37.937	53	WHITING	53.105	157	MOOK	27.855	12	70	BURSCOUGH	1:59.255	1:59.470	0.215
13	53	WHITING	38.221	70	BURSCOUGH	53.288	257	McCARTER	27.863	13	53	WHITING	1:59.305	1:59.372	0.067
14	257	McCARTER	38.365	85	ROBINSON	53.428	52	JARMAN	27.933	14	85	ROBINSON	1:59.531	2:00.725	1.194
15	85	ROBINSON	38.574	52	JARMAN	53.789	57	FISHER	27.945	15	52	JARMAN	1:59.568	2:00.440	0.872
16	26	THOMPSON	38.642	57	FISHER	53.828	53	WHITING	27.979	16	57	FISHER	2:00.637	2:01.606	0.969
17	57	FISHER	38.864	122	HARVIEK	53.868	70	BURSCOUGH	28.030	17	257	McCARTER	2:00.673	2:01.138	0.465
18	122	HARVIEK	39.326	257	McCARTER	54.445	122	HARVIEK	29.233	18	122	HARVIEK	2:02.427	2:02.427	0.000
19	33	JOHNSTONE	40.385	33	JOHNSTONE	55.339	33	JOHNSTONE	29.555	19	33	JOHNSTONE	2:05.279	2:06.762	1.483
20	75	FRASER	41.387	75	FRASER	58.334	75	FRASER	30.237	20	75	FRASER	2:09.958	2:10.363	0.405
21	42	BROOKS	41.571	42	BROOKS	59.015	47	CLARK	30.447	21	42	BROOKS	2:11.149	2:11.464	0.315
22	47	CLARK	42.136	155	CHAPMAN	1:00.031	42	BROOKS	30.563	22	47	CLARK	2:12.823	2:14.038	1.215
23	21	THURTL	43.546	47	CLARK	1:00.240	32	COOKE	31.033	23	21	THURTL	2:16.094	2:16.591	0.497
24	155	CHAPMAN	44.353	21	THURTL	1:01.510	21	THURTL	31.038	24	155	CHAPMAN	2:16.117	2:17.578	1.461
25	32	COOKE	44.726	32	COOKE	1:03.219	155	CHAPMAN	31.733	25	32	COOKE	2:18.978	2:21.210	2.232
26	2	BEDFORD	45.062	2	BEDFORD	1:05.076	2	BEDFORD	32.307	26	2	BEDFORD	2:22.445	2:22.468	0.023
27	34	CUNDLE	48.431	34	CUNDLE	1:05.659	34	CUNDLE	32.690	27	34	CUNDLE	2:26.780		
28															

Weather / Track : Cloudy / Wet

Results can be found at www.tsl-timing.com

Brands Hatch GP

Circuit Length = 2.4332 miles

Start: 12:43 Flag 12:53 End: 12:55

Printed - 12:58 Sunday, 04 October 2020

BMCRC - MRO Championships 2020 - Rnd 4 @ Brands Hatch GP

EDlasia Formula 400 & G-Force MC Blue Haze GP

RACE 6 - STATISTICS

Competitors Started 27
Planned Start 2020-10-04 @ 12:00:00.000
Actual Start 2020-10-04 @ 12:43:43.108
Finish Time 2020-10-04 @ 12:53:15.084
Track Length 2.4332mi.
Total Laps 124
Total Distance Covered 301.7279mi.

Session Fastest Lap History

NO	CL	NAME	LAP TIME	TIME OF DAY	LAP	VEHICLE
14		Chris BURRAGE	1:52.408	12:47:36.187	2	Kawasaki ZXR 400
14		Chris BURRAGE	1:51.350	12:49:27.537	3	Kawasaki ZXR 400

Session Leader History

NO	CL	NAME	FROM LAP	LAPS LED	DISTANCE	VEHICLE
14		Chris BURRAGE	1	5	12.16 miles	Kawasaki ZXR 400

Flag History

TYPE	TIME OF DAY
GREEN	12:43:43.108
FINISH	12:53:15.084

Flag Statistics

TYPE	COUNT	TOTAL LAPS	TOTAL TIME
Green	1	5	11:51.102
Red	0	0	0.000
Safety Car	0	0	0.000
FCY	0	0	0.000

BMCRC - MRO Championships 2020 - Rnd 4 @ Brands Hatch GP

EDlasia Formula 400 & G-Force MC Blue Haze GP

RACE 6 - STATISTICS

CLASS :

10 Starters

Fastest Lap History

NO	NAME	LAP TIME	TIME OF DAY	LAP	VEHICLE
14	Chris BURRAGE	1:52.408	12:47:36.187	2	Kawasaki ZXR 400
14	Chris BURRAGE	1:51.350	12:49:27.537	3	Kawasaki ZXR 400

Leader History

NO	NAME	FROM LAP	LAPS LED	DISTANCE	VEHICLE
14	Chris BURRAGE	1	5	12.16 miles	Kawasaki ZXR 400

BMCRC - MRO Championships 2020 - Rnd 4 @ Brands Hatch GP

EDlasia Formula 400 & G-Force MC Blue Haze GP

RACE 6 - STATISTICS

CLASS : R

2 Starters

Fastest Lap History

NO	NAME	LAP TIME	TIME OF DAY	LAP	VEHICLE
75	Gary FRASER	2:11.208	12:48:11.802	2	Kawasaki ZXR 400
75	Gary FRASER	2:10.460	12:50:22.262	3	Kawasaki ZXR 400
75	Gary FRASER	2:10.363	12:54:43.444	5	Kawasaki ZXR 400

Leader History

NO	NAME	FROM LAP	LAPS LED	DISTANCE	VEHICLE
75	Gary FRASER	1	5	12.16 miles	Kawasaki ZXR 400

BMCRC - MRO Championships 2020 - Rnd 4 @ Brands Hatch GP

EDlasia Formula 400 & G-Force MC Blue Haze GP

RACE 6 - STATISTICS

CLASS : S

3 Starters

Fastest Lap History

NO	NAME	LAP TIME	TIME OF DAY	LAP	VEHICLE
351	Sam DIGBY-BAKER	1:58.987	12:47:48.804	2	Kawasaki ZXR400
157	Geoff MOOK	1:58.664	12:47:49.280	2	Yamaha TZR 250
351	Sam DIGBY-BAKER	1:58.359	12:49:47.162	3	Kawasaki ZXR400
157	Geoff MOOK	1:58.281	12:51:46.302	4	Yamaha TZR 250
351	Sam DIGBY-BAKER	1:57.840	12:53:43.543	5	Kawasaki ZXR400
157	Geoff MOOK	1:57.774	12:53:44.078	5	Yamaha TZR 250

Leader History

NO	NAME	FROM LAP	LAPS LED	DISTANCE	VEHICLE
351	Sam DIGBY-BAKER	1	5	12.16 miles	Kawasaki ZXR400

BMCRC - MRO Championships 2020 - Rnd 4 @ Brands Hatch GP

EDlasia Formula 400 & G-Force MC Blue Haze GP

RACE 6 - STATISTICS

CLASS : GP

12 Starters

Fastest Lap History

NO	NAME	LAP TIME	TIME OF DAY	LAP	VEHICLE
168	Michael RUSSELL	1:55.407	12:47:45.883	2	Yamaha TZ 250
168	Michael RUSSELL	1:55.275	12:49:41.158	3	Yamaha TZ 250
168	Michael RUSSELL	1:54.650	12:51:35.809	4	Yamaha TZ 250
22	Rik BALLERINI	1:54.322	12:51:36.931	4	Yamaha SPONDON TZ250
168	Michael RUSSELL	1:52.639	12:53:28.447	5	Yamaha TZ 250

Leader History

NO	NAME	FROM LAP	LAPS LED	DISTANCE	VEHICLE
168	Michael RUSSELL	1	5	12.16 miles	Yamaha TZ 250

BMCRC - MRO Championships 2020 - Rnd 4 @ Brands Hatch GP



EDlasia Formula 400 & G-Force MC Blue Haze GP

RACE 17 - GRID (5 Laps)

ROW 16	48		47	3 Tom BARRETT	46	7 Ewan HAMILTON	
ROW 15		45	76 Mark HENRYS	44	147 John HANNAFORD	43	8 Phil ATKINSON
ROW 14	42	51 Kevin WHOLEY	41	176 Jonathan STAMPER	40	34 Vince CUNDLE	
ROW 13		39	64 Phil ELLIS	38	2 2:22.468 Nick BEDFORD	37	155 2:17.578 Roy CHAPMAN
ROW 12	36	21 2:16.591 Stuart THURTLÉ	35	42 2:11.464 Sian BROOKS	34	122 2:02.427 Dave HARVIEK	
ROW 11		33	257 2:01.138 Liam McCARTER	32	53 1:59.372 Mark WHITING	31	11 1:58.305 Gael MACHARD
ROW 10	30	0 1:55.426 Paul TOLAND	29	22 1:53.721 Rik BALLERINI	28	168 1:52.639 Michael RUSSELL	
ROW 9		27		26		25	
ROW 8		24		23		22	
ROW 7		21		20		19	
ROW 6	18		17	23 Tom CAUGHLIN	16	126 Glynn DAVIES	
ROW 5		15	32 2:21.210 Leuan COOKE	14	47 2:14.038 Allan CLARK	13	75 2:10.363 Gary FRASER
ROW 4	12	33 2:06.762 Carl JOHNSTONE	11	57 2:01.606 Paul FISHER	10	85 2:00.725 James ROBINSON	
ROW 3		9	52 2:00.440 Gary JARMAN	8	70 1:59.470 Andrew BURSCOUGH	7	26 1:58.614 Lydia THOMPSON
ROW 2	6	351 1:57.840 Sam DIGBY-BAKER	5	157 1:57.774 Geoff MOOK	4	48 1:57.668 Richie WELSH	
ROW 1		3	45 1:55.025 Mark THOMPSON	2	191 1:54.128 James SEATH	1	14 1:51.350 Chris BURRAGE

Pole

Brands Hatch GP
Circuit Length = 2.4332 miles

These results are provisional until the conclusion of any judicial and technical matters.

Clerk Of Course :	Steward :	Timekeeper :
-------------------	-----------	--------------

Results can be found at www.tsl-timing.com

Printed - 13:01 Sunday, 04 October 2020



BMCRC - MRO Championships 2020 - Rnd 4 @ Brands Hatch GP



EDlasia Formula 400 & G-Force MC Blue Haze GP

RACE 17 - CLASSIFICATION

POS	NO	CL	PIC NAME	ENTRY	LAPS	TIME	GAP	DIFF	MPH	BEST	ON
1	1		1 Chris BURRAGE	Kawasaki ZXR 400 - Seton tuning, RD racing, Elga	5	9:32.090			76.55	1:52.366	5
2	0	GP	1 Paul TOLAND	Yamaha TZ250 - Kippers keys	5	9:44.760	12.670	12.670	74.90	1:53.545	3
3	168	GP	2 Michael RUSSELL	Yamaha TZ 250 -	5	9:45.872	13.782	1.112	74.75	1:54.005	5
4	45		2 Mark THOMPSON	Kawasaki ZXR400 - Flintstone Tyres / David Simon	5	9:56.714	24.624	10.842	73.40	1:57.051	4
5	22	GP	3 Rik BALLERINI	Yamaha SPONDON TZ250 - SCLS LTD, ZX1 XXTF	5	9:59.612	27.522	2.898	73.04	1:54.522	4
6	70		3 Andrew BURSCOUGH	Yamaha YPVS 350 - Apollo/Merlin/Abbey/Martitaniu	5	10:02.092	30.002	2.480	72.74	1:57.965	2
7	191		4 James SEATH	Kawasaki ZXR400 L9 - Ovenden Earthmoving	5	10:02.513	30.423	0.421	72.69	1:58.595	5
8	53	GP	4 Mark WHITING	Yamaha TZ250 - Mark whiting	5	10:10.605	38.515	8.092	71.73	1:58.986	3
9	351	S	1 Sam DIGBY-BAKER	Kawasaki ZXR400 -	5	10:10.815	38.725	0.210	71.70	2:00.429	4
10	26		5 Lydia THOMPSON	Kawasaki ZXR400 - Flintstone Racing - David Simon	5	10:10.869	38.779	0.054	71.69	1:58.186	3
11	122	GP	5 Dave HARVIEK	Yamaha TZ250 4DP - NW Roofing London Ltd	5	10:26.857	54.767	15.988	69.87	2:03.043	5
12	257	GP	6 Liam McCARTER	Yamaha TZ -	5	10:27.472	55.382	0.615	69.80	2:02.057	5
13	52		6 Gary JARMAN	Kawasaki ZXR 400 -	5	10:28.005	55.915	0.533	69.74	2:03.282	5
14	57		7 Paul FISHER	Kawasaki ZXR400 -	5	10:28.940	56.850	0.935	69.63	2:03.213	4
15	157	S	2 Geoff MOOK	Yamaha TZR 250 -	5	10:29.254	57.164	0.314	69.60	2:02.087	5
16	75	R	1 Gary FRASER	Kawasaki ZXR 400 -	5	11:01.084	1:28.994	31.830	66.25	2:08.654	5
17	47		8 Allan CLARK	Kawasaki ZXR400 - A Clark & Sons Builders	5	11:01.433	1:29.343	0.349	66.21	2:07.317	3
18	32	R	2 Leuan COOKE	Kawasaki ZXR 400 -	4	9:31.810	1 Lap	1 Lap	61.27	2:19.626	4
19	34	GP	7 Vince CUNDLE	Yamaha TZ350G BSR - FONDSECA	4	10:00.820	1 Lap	29.010	58.31	2:26.361	4

NOT CLASSIFIED

DNF	2	GP	Nick BEDFORD	Yamaha TZ350 - Banx Race Paint	1	2:38.620	4 Laps	3 Laps	55.22		
DNF	11	GP	Gael MACHARD	Yamaha 250 TZ 4DP -	0						

FASTEST LAP

1			Chris BURRAGE	Kawasaki ZXR 400 - Seton tuning, RD racing, Elga	5	1:52.366	77.95 mph	125.46 kph
0	GP		Paul TOLAND	Yamaha TZ250 - Kippers keys	3	1:53.545	77.14 mph	124.15 kph
351	S		Sam DIGBY-BAKER	Kawasaki ZXR400 -	4	2:00.429	72.73 mph	117.06 kph
75	R		Gary FRASER	Kawasaki ZXR 400 -	5	2:08.654	68.08 mph	109.57 kph

Class - 92.5% of Race Speed = 70.80 mph
 Class GP - 92.5% of Race Speed = 69.28 mph
 Class S - 92.5% of Race Speed = 66.32 mph
 Class R - 92.5% of Race Speed = 61.28 mph

Brands Hatch GP
 Circuit Length = 2.4332 miles
 Start: 16:47 Flag 16:57 End: 16:59

Weather / Track : Cloudy / Wet

These results are provisional until the conclusion of any judicial and technical matters.

Clerk Of Course :	Steward :	Timekeeper :
-------------------	-----------	--------------

Results can be found at www.tsl-timing.com

Printed - 16:59 Sunday, 04 October 2020



BMCRC - MRO Championships 2020 - Rnd 4 @ Brands Hatch GP

EDlasia Formula 400 & G-Force MC Blue Haze GP

RACE 17 - LAP CHART

LAP 1 @ 16:49:32.331		
NO	BEHIND	LAP TIME

1		2:00.022
70	3.966	2:03.988
191	4.404	2:04.426
45	5.002	2:05.024
168	6.075	2:06.097
351	6.137	2:06.159
0	6.193	2:06.215
157	9.628	2:09.650
53	9.760	2:09.782
26	9.805	2:09.827
57	9.816	2:09.838
52	12.271	2:12.293
22	12.611	2:12.633
122	12.726	2:12.748
257	16.919	2:16.941
47	20.470	2:20.492
75	21.290	2:21.312
32	29.712	2:29.734
34	37.623	2:37.645
2	38.598	2:38.620

LAP 2 @ 16:51:25.450		
NO	BEHIND	LAP TIME

1		1:53.119
70	8.812	1:57.965
0	8.933	1:55.859
168	9.149	1:56.193
45	11.502	1:59.619
191	12.517	2:01.232
351	14.228	2:01.210
53	17.638	2:00.997
22	17.660	1:58.168
26	19.721	2:03.035
57	22.057	2:05.360
157	22.606	2:06.097
52	22.673	2:03.521
122	23.250	2:03.643
257	26.986	2:03.186
47	37.561	2:10.210
75	38.732	2:10.561
32	57.358	2:20.765
34	1:14.338	2:29.834

LAP 3 @ 16:53:18.597		
NO	BEHIND	LAP TIME

1		1:53.147
0	9.331	1:53.545
168	11.572	1:55.570
70	15.424	1:59.759
45	15.491	1:57.136
191	18.525	1:59.155
22	21.628	1:57.115
351	23.292	2:02.211
53	23.477	1:58.986
26	24.760	1:58.186
122	34.176	2:04.073
52	34.695	2:05.169
57	35.281	2:06.371
157	36.003	2:06.544
257	37.044	2:03.205
47	51.731	2:07.317

75	55.854	2:10.269
32	1:25.896	2:21.685
34	1:48.171	2:26.980

LAP 4 @ 16:55:12.033		
NO	BEHIND	LAP TIME

1		1:53.436
0	10.580	1:54.685
168	12.143	1:54.007
45	19.106	1:57.051
70	21.440	1:59.452
22	22.714	1:54.522
191	24.194	1:59.105
53	29.196	1:59.155
26	30.255	1:58.931
351	30.285	2:00.429
122	44.090	2:03.350
52	44.999	2:03.740
57	45.058	2:03.213
257	45.691	2:02.083
157	47.443	2:04.876
47	1:08.242	2:09.947
75	1:12.706	2:10.288
32	1:52.086	2:19.626

LAP 5 @ 16:57:04.399		
NO	BEHIND	LAP TIME

1		1:52.366
0	12.670	1:54.456
168	13.782	1:54.005
45	24.624	1:57.884
22	27.522	1:57.174
34	1 Lap	2:26.361
70	30.002	2:00.928
191	30.423	1:58.595
53	38.515	2:01.685
351	38.725	2:00.806
26	38.779	2:00.890
122	54.767	2:03.043
257	55.382	2:02.057
52	55.915	2:03.282
57	56.850	2:04.158
157	57.164	2:02.087
75	1:28.994	2:08.654
47	1:29.343	2:13.467

Weather / Track : Cloudy / Wet

Results can be found at www.tsl-timing.com

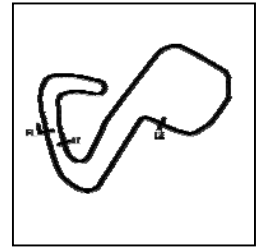
Brands Hatch GP
Circuit Length = 2.4332 miles
Start: 16:47 Flag 16:57 End: 16:59

Printed - 17:00 Sunday, 04 October 2020

BMCRC - MRO Championships 2020 - Rnd 4 @ Brands Hatch GP

EDlasia Formula 400 & G-Force MC Blue Haze GP

RACE 17 - SECTOR ANALYSIS



SECTOR 1 = FL to I1, SECTOR 2 = I1 to I2, SECTOR 3 = I2 to FL, DIFF = Difference To Personal Best Lap, P = Crossed Finish Line in Pit Lane, D = Time Disallowed

P1		1		Chris BURRAGE		Kawasaki ZXR 400 - Seton tuning, RD racing, Elgar brothers, r	
IDEAL LAP TIME : 1:52.096		BEST LAP TIME : 1:52.366		DIFFERENCE : 0.270			
LAP	SECTOR 1	SECTOR 2	SECTOR 3	LAP TIME	MPH	DIFF	TIME OF DAY
1 -		51.214	26.859	2:00.022	72.98	7.656	16:49:32.331
2 -	36.509	50.236	26.374	1:53.119 (2)	77.43	0.753	16:51:25.450
3 -	36.439	50.319	26.389	1:53.147 (3)	77.42	0.781	16:53:18.597
4 -	36.601	50.160	26.675	1:53.436	77.22	1.070	16:55:12.033
5 -	36.160	49.562	26.644	1:52.366 (1)	77.95		16:57:04.399

P2		0 GP		Paul TOLAND		Yamaha TZ250 - Kippers keys	
IDEAL LAP TIME : 1:53.545		BEST LAP TIME : 1:53.545		DIFFERENCE : 0.000			
LAP	SECTOR 1	SECTOR 2	SECTOR 3	LAP TIME	MPH	DIFF	TIME OF DAY
1 -		53.074	27.239	2:06.215	69.40	12.670	16:49:38.524
2 -	37.012	51.853	26.994	1:55.859	75.60	2.314	16:51:34.383
3 -	36.122	50.591	26.832	1:53.545 (1)	77.14		16:53:27.928
4 -	36.389	51.370	26.926	1:54.685 (3)	76.38	1.140	16:55:22.613
5 -	36.274	51.229	26.953	1:54.456 (2)	76.53	0.911	16:57:17.069

P3		168 GP		Michael RUSSELL		Yamaha TZ 250 -	
IDEAL LAP TIME : 1:53.833		BEST LAP TIME : 1:54.005		DIFFERENCE : 0.172			
LAP	SECTOR 1	SECTOR 2	SECTOR 3	LAP TIME	MPH	DIFF	TIME OF DAY
1 -		53.102	27.346	2:06.097	69.46	12.092	16:49:38.406
2 -	37.395	52.038	26.760	1:56.193	75.39	2.188	16:51:34.599
3 -	37.399	51.223	26.948	1:55.570 (3)	75.79	1.565	16:53:30.169
4 -	36.570	50.750	26.687	1:54.007 (2)	76.83	0.002	16:55:24.176
5 -	36.396	50.867	26.742	1:54.005 (1)	76.83		16:57:18.181

P4		45		Mark THOMPSON		Kawasaki ZXR400 - Flintstone Tyres / David Simon Tuning	
IDEAL LAP TIME : 1:56.704		BEST LAP TIME : 1:57.051		DIFFERENCE : 0.347			
LAP	SECTOR 1	SECTOR 2	SECTOR 3	LAP TIME	MPH	DIFF	TIME OF DAY
1 -		53.432	27.798	2:05.024	70.06	7.973	16:49:37.333
2 -	38.140	53.870	27.609	1:59.619	73.23	2.568	16:51:36.952
3 -	37.193	52.354	27.589	1:57.136 (2)	74.78	0.085	16:53:34.088
4 -	37.293	52.258	27.500	1:57.051 (1)	74.83		16:55:31.139
5 -	37.549	52.011	28.324	1:57.884 (3)	74.30	0.833	16:57:29.023

P5		22 GP		Rik BALLERINI		Yamaha SPONDON TZ250 - SCLS LTD, ZX1 XXTRALUBE, GE	
IDEAL LAP TIME : 1:54.522		BEST LAP TIME : 1:54.522		DIFFERENCE : 0.000			
LAP	SECTOR 1	SECTOR 2	SECTOR 3	LAP TIME	MPH	DIFF	TIME OF DAY
1 -			28.596	2:12.633	66.04	18.111	16:49:44.942
2 -	37.688	53.164	27.316	1:58.168	74.13	3.646	16:51:43.110
3 -	36.734	52.887	27.494	1:57.115 (2)	74.79	2.593	16:53:40.225
4 -	35.923	51.618	26.981	1:54.522 (1)	76.49		16:55:34.747
5 -	37.015	52.401	27.758	1:57.174 (3)	74.75	2.652	16:57:31.921

P6		70		Andrew BURSCOUGH		Yamaha YPVS 350 - Apollo/Merlin/Abbey/Martitanium	
IDEAL LAP TIME : 1:57.728		BEST LAP TIME : 1:57.965		DIFFERENCE : 0.237			
LAP	SECTOR 1	SECTOR 2	SECTOR 3	LAP TIME	MPH	DIFF	TIME OF DAY
1 -		53.240	27.675	2:03.988	70.65	6.023	16:49:36.297
2 -	37.057	52.996	27.912	1:57.965 (1)	74.25		16:51:34.262
3 -	38.231	53.692	27.836	1:59.759 (3)	73.14	1.794	16:53:34.021
4 -	38.089	53.400	27.963	1:59.452 (2)	73.33	1.487	16:55:33.473
5 -	38.434	54.069	28.425	2:00.928	72.43	2.963	16:57:34.401

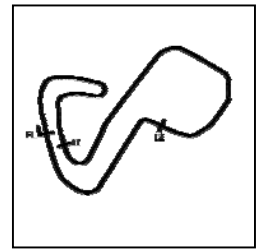
Weather / Track : Cloudy / Wet

Brands Hatch GP
Circuit Length = 2.4332 miles
Start: 16:47 Flag 16:57 End: 16:59

BMCRG - MRO Championships 2020 - Rnd 4 @ Brands Hatch GP

EDlasia Formula 400 & G-Force MC Blue Haze GP

RACE 17 - SECTOR ANALYSIS



SECTOR 1 = FL to I1, SECTOR 2 = I1 to I2, SECTOR 3 = I2 to FL, DIFF = Difference To Personal Best Lap, P = Crossed Finish Line in Pit Lane, D = Time Disallowed

P7 191		James SEATH		Kawasaki ZXR400 L9 - Ovenden Earthmoving			
IDEAL LAP TIME : 1:58.107		BEST LAP TIME : 1:58.595		DIFFERENCE : 0.488			
LAP	SECTOR 1	SECTOR 2	SECTOR 3	LAP TIME	MPH	DIFF	TIME OF DAY
1 -		53.137	28.492	2:04.426	70.40	5.831	16:49:36.735
2 -	38.459	54.339	28.434	2:01.232	72.25	2.637	16:51:37.967
3 -	37.885	53.191	28.079	1:59.155 (3)	73.51	0.560	16:53:37.122
4 -	38.003	52.680	28.422	1:59.105 (2)	73.54	0.510	16:55:36.227
5 -	37.575	53.168	27.852	1:58.595 (1)	73.86		16:57:34.822

P8 53 GP		Mark WHITING		Yamaha TZ250 - Mark whiting			
IDEAL LAP TIME : 1:58.747		BEST LAP TIME : 1:58.986		DIFFERENCE : 0.239			
LAP	SECTOR 1	SECTOR 2	SECTOR 3	LAP TIME	MPH	DIFF	TIME OF DAY
1 -		53.106	28.489	2:09.782	67.49	10.796	16:49:42.091
2 -	38.450	54.112	28.435	2:00.997 (3)	72.39	2.011	16:51:43.088
3 -	38.118	52.794	28.074	1:58.986 (1)	73.62		16:53:42.074
4 -	37.879	53.139	28.137	1:59.155 (2)	73.51	0.169	16:55:41.229
5 -	38.632	53.938	29.115	2:01.685	71.98	2.699	16:57:42.914

P9 351 S		Sam DIGBY-BAKER		Kawasaki ZXR400 -			
IDEAL LAP TIME : 1:59.644		BEST LAP TIME : 2:00.429		DIFFERENCE : 0.785			
LAP	SECTOR 1	SECTOR 2	SECTOR 3	LAP TIME	MPH	DIFF	TIME OF DAY
1 -		53.857	28.017	2:06.159	69.43	5.730	16:49:38.468
2 -	38.568	54.318	28.324	2:01.210 (3)	72.26	0.781	16:51:39.678
3 -	38.885	54.299	29.027	2:02.211	71.67	1.782	16:53:41.889
4 -	37.829	54.008	28.592	2:00.429 (1)	72.73		16:55:42.318
5 -	38.596	53.798	28.412	2:00.806 (2)	72.51	0.377	16:57:43.124

P10 26		Lydia THOMPSON		Kawasaki ZXR400 - Flintstone Racing - David Simons Tuning			
IDEAL LAP TIME : 1:58.186		BEST LAP TIME : 1:58.186		DIFFERENCE : 0.000			
LAP	SECTOR 1	SECTOR 2	SECTOR 3	LAP TIME	MPH	DIFF	TIME OF DAY
1 -		55.313	29.132	2:09.827	67.47	11.641	16:49:42.136
2 -	40.693	54.361	27.981	2:03.035	71.19	4.849	16:51:45.171
3 -	38.072	52.603	27.511	1:58.186 (1)	74.11		16:53:43.357
4 -	38.261	52.946	27.724	1:58.931 (2)	73.65	0.745	16:55:42.288
5 -	38.925	52.794	29.171	2:00.890 (3)	72.46	2.704	16:57:43.178

P11 122 GP		Dave HARVIEK		Yamaha TZ250 4DP - NW Roofing London Ltd			
IDEAL LAP TIME : 2:02.657		BEST LAP TIME : 2:03.043		DIFFERENCE : 0.386			
LAP	SECTOR 1	SECTOR 2	SECTOR 3	LAP TIME	MPH	DIFF	TIME OF DAY
1 -		54.532	28.980	2:12.748	65.98	9.705	16:49:45.057
2 -	39.197	55.174	29.272	2:03.643 (3)	70.84	0.600	16:51:48.700
3 -	39.638	55.343	29.092	2:04.073	70.60	1.030	16:53:52.773
4 -	39.179	55.098	29.073	2:03.350 (2)	71.01	0.307	16:55:56.123
5 -	39.145	54.737	29.161	2:03.043 (1)	71.19		16:57:59.166

P12 257 GP		Liam McCARTER		Yamaha TZ -			
IDEAL LAP TIME : 2:01.867		BEST LAP TIME : 2:02.057		DIFFERENCE : 0.190			
LAP	SECTOR 1	SECTOR 2	SECTOR 3	LAP TIME	MPH	DIFF	TIME OF DAY
1 -		56.185	29.768	2:16.941	63.96	14.884	16:49:49.250
2 -	39.405	55.007	28.774	2:03.186 (3)	71.11	1.129	16:51:52.436
3 -	39.383	55.259	28.563	2:03.205	71.09	1.148	16:53:55.641
4 -	39.031	54.618	28.434	2:02.083 (2)	71.75	0.026	16:55:57.724
5 -	38.858	54.808	28.391	2:02.057 (1)	71.76		16:57:59.781

Weather / Track : Cloudy / Wet

Brands Hatch GP

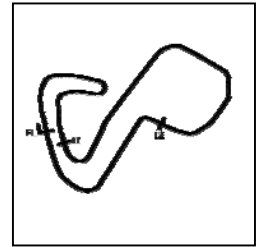
Circuit Length = 2.4332 miles

Start: 16:47 Flag 16:57 End: 16:59

BMCRC - MRO Championships 2020 - Rnd 4 @ Brands Hatch GP

EDlasia Formula 400 & G-Force MC Blue Haze GP

RACE 17 - SECTOR ANALYSIS



SECTOR 1 = FL to I1, SECTOR 2 = I1 to I2, SECTOR 3 = I2 to FL, DIFF = Difference To Personal Best Lap, P = Crossed Finish Line in Pit Lane, D = Time Disallowed

P13 52		Gary JARMAN		Kawasaki ZXR 400 -			
IDEAL LAP TIME : 2:02.495		BEST LAP TIME : 2:03.282		DIFFERENCE : 0.787			
LAP	SECTOR 1	SECTOR 2	SECTOR 3	LAP TIME	MPH	DIFF	TIME OF DAY
1 -		56.629	28.929	2:12.293	66.21	9.011	16:49:44.602
2 -	39.258	55.323	28.940	2:03.521 (2)	70.91	0.239	16:51:48.123
3 -	39.849	56.365	28.955	2:05.169	69.98	1.887	16:53:53.292
4 -	39.371	55.520	28.849	2:03.740 (3)	70.79	0.458	16:55:57.032
5 -	38.600	55.046	29.636	2:03.282 (1)	71.05		16:58:00.314

P14 57		Paul FISHER		Kawasaki ZXR400 -			
IDEAL LAP TIME : 2:02.205		BEST LAP TIME : 2:03.213		DIFFERENCE : 1.008			
LAP	SECTOR 1	SECTOR 2	SECTOR 3	LAP TIME	MPH	DIFF	TIME OF DAY
1 -		54.815	29.642	2:09.838	67.46	6.625	16:49:42.147
2 -	38.941	56.554	29.865	2:05.360 (3)	69.87	2.147	16:51:47.507
3 -	39.838	57.215	29.318	2:06.371	69.31	3.158	16:53:53.878
4 -	39.165	55.599	28.449	2:03.213 (1)	71.09		16:55:57.091
5 -	38.989	55.613	29.556	2:04.158 (2)	70.55	0.945	16:58:01.249

P15 157 S		Geoff MOOK		Yamaha TZR 250 -			
IDEAL LAP TIME : 2:02.087		BEST LAP TIME : 2:02.087		DIFFERENCE : 0.000			
LAP	SECTOR 1	SECTOR 2	SECTOR 3	LAP TIME	MPH	DIFF	TIME OF DAY
1 -		55.103	29.628	2:09.650	67.56	7.563	16:49:41.959
2 -	40.145	56.306	29.646	2:06.097 (3)	69.46	4.010	16:51:48.056
3 -	41.145	56.052	29.347	2:06.544	69.22	4.457	16:53:54.600
4 -	39.318	56.313	29.245	2:04.876 (2)	70.14	2.789	16:55:59.476
5 -	38.580	54.727	28.780	2:02.087 (1)	71.75		16:58:01.563

P16 75 R		Gary FRASER		Kawasaki ZXR 400 -			
IDEAL LAP TIME : 2:08.314		BEST LAP TIME : 2:08.654		DIFFERENCE : 0.340			
LAP	SECTOR 1	SECTOR 2	SECTOR 3	LAP TIME	MPH	DIFF	TIME OF DAY
1 -		59.572	30.725	2:21.312	61.98	12.658	16:49:53.621
2 -	41.457	59.142	29.962	2:10.561	67.09	1.907	16:52:04.182
3 -	41.217	58.664	30.388	2:10.269 (2)	67.24	1.615	16:54:14.451
4 -	41.716	58.246	30.326	2:10.288 (3)	67.23	1.634	16:56:24.739
5 -	41.557	57.734	29.363	2:08.654 (1)	68.08		16:58:33.393

P17 47		Allan CLARK		Kawasaki ZXR400 - A Clark & Sons Builders			
IDEAL LAP TIME : 2:07.317		BEST LAP TIME : 2:07.317		DIFFERENCE : 0.000			
LAP	SECTOR 1	SECTOR 2	SECTOR 3	LAP TIME	MPH	DIFF	TIME OF DAY
1 -		59.483	30.528	2:20.492	62.35	13.175	16:49:52.801
2 -	41.890	58.446	29.874	2:10.210 (3)	67.27	2.893	16:52:03.011
3 -	40.065	57.413	29.839	2:07.317 (1)	68.80		16:54:10.328
4 -	40.704	58.583	30.660	2:09.947 (2)	67.41	2.630	16:56:20.275
5 -	41.744	1:01.462	30.261	2:13.467	65.63	6.150	16:58:33.742

P18 32 R		Leuan COOKE		Kawasaki ZXR 400 -			
IDEAL LAP TIME : 2:18.083		BEST LAP TIME : 2:19.626		DIFFERENCE : 1.543			
LAP	SECTOR 1	SECTOR 2	SECTOR 3	LAP TIME	MPH	DIFF	TIME OF DAY
1 -		1:03.294	33.047	2:29.734	58.50	10.108	16:50:02.043
2 -	43.783	1:04.568	32.414	2:20.765 (2)	62.23	1.139	16:52:22.808
3 -	44.419	1:03.742	33.524	2:21.685 (3)	61.82	2.059	16:54:44.493
4 -	43.175	1:04.837	31.614	2:19.626 (1)	62.73		16:57:04.119

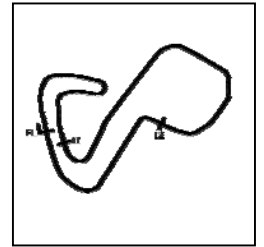
Weather / Track : Cloudy / Wet

Brands Hatch GP
Circuit Length = 2.4332 miles
Start: 16:47 Flag 16:57 End: 16:59

BMCRC - MRO Championships 2020 - Rnd 4 @ Brands Hatch GP

EDlasia Formula 400 & G-Force MC Blue Haze GP

RACE 17 - SECTOR ANALYSIS



SECTOR 1 = FL to I1, SECTOR 2 = I1 to I2, SECTOR 3 = I2 to FL, DIFF = Difference To Personal Best Lap, P = Crossed Finish Line in Pit Lane, D = Time Disallowed

P19 34 GP		Vince CUNDLE		Yamaha TZ350G BSR - FONDSECA			
IDEAL LAP TIME : 2:26.361		BEST LAP TIME : 2:26.361		DIFFERENCE : 0.000			
LAP	SECTOR 1	SECTOR 2	SECTOR 3	LAP TIME	MPH	DIFF	TIME OF DAY
1 -		1:06.992	34.568	2:37.645	55.56	11.284	16:50:09.954
2 -	47.613	1:08.006	34.215	2:29.834 (3)	58.46	3.473	16:52:39.788
3 -	46.758	1:06.637	33.585	2:26.980 (2)	59.59	0.619	16:55:06.768
4 -	46.698	1:06.300	33.363	2:26.361 (1)	59.85		16:57:33.129

P20 2 GP		Nick BEDFORD		Yamaha TZ350 - Banx Race Paint			
IDEAL LAP TIME : 2:30.551		BEST LAP TIME :		DIFFERENCE :			
LAP	SECTOR 1	SECTOR 2	SECTOR 3	LAP TIME	MPH	DIFF	TIME OF DAY
1 -		1:09.565	33.340	2:38.620	55.22		16:50:10.929

BMCRC - MRO Championships 2020 - Rnd 4 @ Brands Hatch GP

EDlasia Formula 400 & G-Force MC Blue Haze GP

RACE 17 - BEST SECTORS

SECTOR 1			SECTOR 2			SECTOR 3			IDEAL / BEST COMPARISON						
POS	NO	NAME	TIME	NO	NAME	TIME	NO	NAME	TIME	POS	NO	NAME	IDEAL	BEST	DIFF
													PERFECT LAP	1:51.859	
1	22	BALLERINI	35.923	1	BURRAGE	49.562	1	BURRAGE	26.374	1	1	BURRAGE	1:52.096	1:52.366	0.270
2	0	TOLAND	36.122	0	TOLAND	50.591	168	RUSSELL	26.687	2	0	TOLAND	1:53.545	1:53.545	0.000
3	1	BURRAGE	36.160	168	RUSSELL	50.750	0	TOLAND	26.832	3	168	RUSSELL	1:53.833	1:54.005	0.172
4	168	RUSSELL	36.396	22	BALLERINI	51.618	22	BALLERINI	26.981	4	22	BALLERINI	1:54.522	1:54.522	0.000
5	70	BURSCOUGH	37.057	45	THOMPSON	52.011	45	THOMPSON	27.500	5	45	THOMPSON	1:56.704	1:57.051	0.347
6	45	THOMPSON	37.193	26	THOMPSON	52.603	26	THOMPSON	27.511	6	70	BURSCOUGH	1:57.728	1:57.965	0.237
7	191	SEATH	37.575	191	SEATH	52.680	70	BURSCOUGH	27.675	7	191	SEATH	1:58.107	1:58.595	0.488
8	351	DIGBY-BAKER	37.829	53	WHITING	52.794	191	SEATH	27.852	8	26	THOMPSON	1:58.186	1:58.186	0.000
9	53	WHITING	37.879	70	BURSCOUGH	52.996	351	DIGBY-BAKER	28.017	9	53	WHITING	1:58.747	1:58.986	0.239
10	26	THOMPSON	38.072	11	MACHARD	53.137	53	WHITING	28.074	10	351	DIGBY-BAKER	1:59.644	2:00.429	0.785
11	157	MOOK	38.580	351	DIGBY-BAKER	53.798	257	McCARTER	28.391	11	257	McCARTER	2:01.867	2:02.057	0.190
12	52	JARMAN	38.600	122	HARVIEK	54.532	57	FISHER	28.449	12	157	MOOK	2:02.087	2:02.087	0.000
13	257	McCARTER	38.858	257	McCARTER	54.618	157	MOOK	28.780	13	57	FISHER	2:02.205	2:03.213	1.008
14	57	FISHER	38.941	157	MOOK	54.727	52	JARMAN	28.849	14	52	JARMAN	2:02.495	2:03.282	0.787
15	122	HARVIEK	39.145	57	FISHER	54.815	122	HARVIEK	28.980	15	122	HARVIEK	2:02.657	2:03.043	0.386
16	47	CLARK	40.065	52	JARMAN	55.046	75	FRASER	29.363	16	47	CLARK	2:07.317	2:07.317	0.000
17	75	FRASER	41.217	47	CLARK	57.413	47	CLARK	29.839	17	75	FRASER	2:08.314	2:08.654	0.340
18	32	COOKE	43.175	75	FRASER	57.734	32	COOKE	31.614	18	32	COOKE	2:18.083	2:19.626	1.543
19	34	CUNDLE	46.698	32	COOKE	1:03.294	2	BEDFORD	33.340	19	34	CUNDLE	2:26.361	2:26.361	0.000
20	2	BEDFORD	47.971	34	CUNDLE	1:06.300	34	CUNDLE	33.363	20	2	BEDFORD	2:30.551		
21				2	BEDFORD	1:09.240									

Weather / Track : Cloudy / Wet

Results can be found at www.tsl-timing.com

Brands Hatch GP

Circuit Length = 2.4332 miles

Start: 16:47 Flag 16:57 End: 16:59

Printed - 17:01 Sunday, 04 October 2020

BMCRC - MRO Championships 2020 - Rnd 4 @ Brands Hatch GP

EDlasia Formula 400 & G-Force MC Blue Haze GP

RACE 17 - STATISTICS

Competitors Started 21
Planned Start 2020-10-04 @ 16:20:00.000
Actual Start 2020-10-04 @ 16:47:32.308
Finish Time 2020-10-04 @ 16:57:04.118
Track Length 2.4332mi.
Total Laps 94
Total Distance Covered 228.7292mi.

Session Fastest Lap History

NO	CL	NAME	LAP TIME	TIME OF DAY	LAP	VEHICLE
1		Chris BURRAGE	1:53.119	16:51:25.456	2	Kawasaki ZXR 400
1		Chris BURRAGE	1:52.366	16:57:04.408	5	Kawasaki ZXR 400

Session Leader History

NO	CL	NAME	FROM LAP	LAPS LED	DISTANCE	VEHICLE
1		Chris BURRAGE	1	5	12.16 miles	Kawasaki ZXR 400

Flag History

TYPE	TIME OF DAY
GREEN	16:47:32.308
FINISH	16:57:04.118

Flag Statistics

TYPE	COUNT	TOTAL LAPS	TOTAL TIME
Green	1	5	11:58.543
Red	0	0	0.000
Safety Car	0	0	0.000
FCY	0	0	0.000

BMCRC - MRO Championships 2020 - Rnd 4 @ Brands Hatch GP

EDlasia Formula 400 & G-Force MC Blue Haze GP

RACE 17 - STATISTICS

CLASS :

8 Starters

Fastest Lap History

NO	NAME	LAP TIME	TIME OF DAY	LAP	VEHICLE
1	Chris BURRAGE	1:53.119	16:51:25.456	2	Kawasaki ZXR 400
1	Chris BURRAGE	1:52.366	16:57:04.408	5	Kawasaki ZXR 400

Leader History

NO	NAME	FROM LAP	LAPS LED	DISTANCE	VEHICLE
1	Chris BURRAGE	1	5	12.16 miles	Kawasaki ZXR 400

BMCRC - MRO Championships 2020 - Rnd 4 @ Brands Hatch GP

EDlasia Formula 400 & G-Force MC Blue Haze GP

RACE 17 - STATISTICS

CLASS : R

2 Starters

Fastest Lap History

NO	NAME	LAP TIME	TIME OF DAY	LAP	VEHICLE
75	Gary FRASER	2:10.561	16:52:04.194	2	Kawasaki ZXR 400
75	Gary FRASER	2:10.269	16:54:14.463	3	Kawasaki ZXR 400
75	Gary FRASER	2:08.654	16:58:33.405	5	Kawasaki ZXR 400

Leader History

NO	NAME	FROM LAP	LAPS LED	DISTANCE	VEHICLE
75	Gary FRASER	1	5	12.16 miles	Kawasaki ZXR 400

BMCRC - MRO Championships 2020 - Rnd 4 @ Brands Hatch GP

EDlasia Formula 400 & G-Force MC Blue Haze GP

RACE 17 - STATISTICS

CLASS : S

2 Starters

Fastest Lap History

NO	NAME	LAP TIME	TIME OF DAY	LAP	VEHICLE
351	Sam DIGBY-BAKER	2:01.210	16:51:39.708	2	Kawasaki ZXR400
351	Sam DIGBY-BAKER	2:00.429	16:55:42.318	4	Kawasaki ZXR400

Leader History

NO	NAME	FROM LAP	LAPS LED	DISTANCE	VEHICLE
351	Sam DIGBY-BAKER	1	5	12.16 miles	Kawasaki ZXR400

BMCRC - MRO Championships 2020 - Rnd 4 @ Brands Hatch GP

EDlasia Formula 400 & G-Force MC Blue Haze GP

RACE 17 - STATISTICS

CLASS : GP

9 Starters

Fastest Lap History

NO	NAME	LAP TIME	TIME OF DAY	LAP	VEHICLE
0	Paul TOLAND	1:55.859	16:51:34.394	2	Yamaha TZ250
0	Paul TOLAND	1:53.545	16:53:27.940	3	Yamaha TZ250

Leader History

NO	NAME	FROM LAP	LAPS LED	DISTANCE	VEHICLE
168	Michael RUSSELL	1	1	2.43 miles	Yamaha TZ 250
0	Paul TOLAND	2	4	9.73 miles	Yamaha TZ250

BMCRC-MRO Championships 2019



**TEAM RESPRO MRO 600 / CLUBMAN
600 Supported by HM Quickshifter**

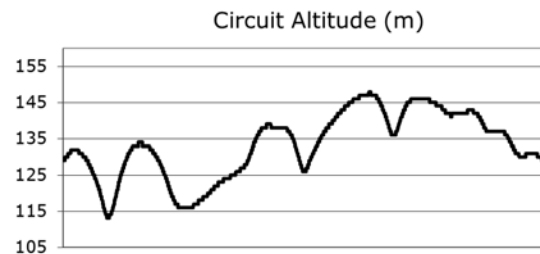
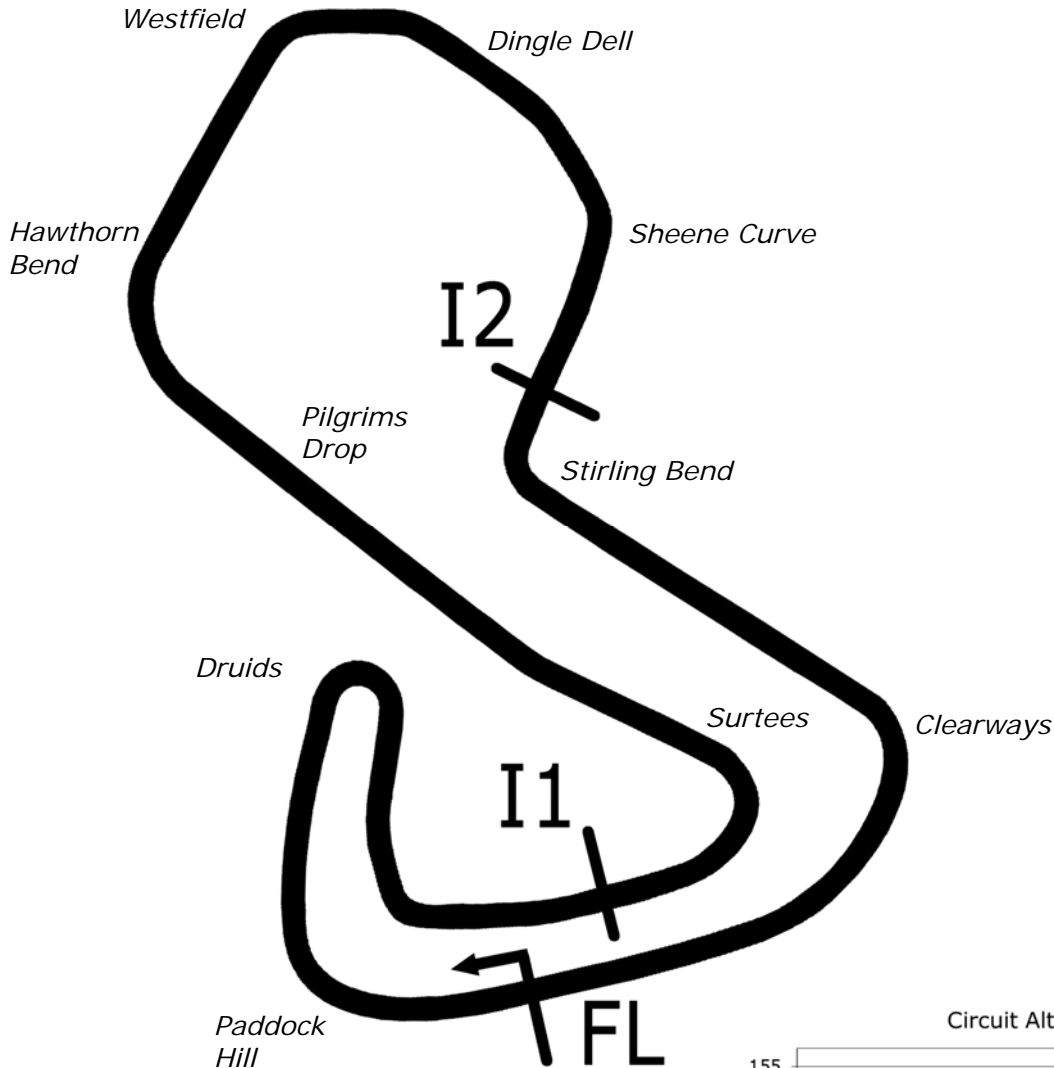
Brands Hatch GP Circuit

3rd / 4th October 2020



Results Provided by Timing Solutions Ltd
www.tsl-timing.com

Brands Hatch GP



Length	2.4332 miles	3916.0 m	
FL		51.36032 N	0.26032 E
I1	1116m	51.35934 N	0.25955 E
I2	2928m	51.35532 N	0.26250 E
Pit Entry	3646m	51.35911 N	0.25743 E
Pit Exit	26m after FL	51.36027 N	0.26078 E
Pit Entry-Pit Exit 277m, 16.6s @60kph, 12.4s @80kph			

All results available at www.tsl-timing.com

BMCRC - MRO Championships 2020 - Rnd 4 @ Brands Hatch GP

Team Respro MRO 600 inc Clubman 600 & L&W Contractors Rookie 600 QUALIFYING - CLASSIFICATION



FOR THE EDGE

CONTRACTORS LTD

POS	NO	CL	PIC NAME	ENTRY	TIME	ON	LAPS	GAP	DIFF	MPH
1	188		1 Dawid KRAWIECKI	Yamaha R6 - Code Blue LTD & D A East Electrical	1:47.052	5	6			81.82
2	41		2 Louis VALLELEY	Yamaha R6 - Team V	1:47.300	6	6	0.248	0.248	81.63
3	14		3 Chris BURRAGE	Yamaha R6 - Seton tuning, RD racing, Elgar brothers, rut	1:47.825	3	4	0.773	0.525	81.24
4	190		4 Glenn WALSH	Yamaha R6 - Walters Medical	1:48.183	4	4	1.131	0.358	80.97
5	46		5 Harry ROWLINGS	Triumph 675R - BER/ Steve Jordan Motorcycles	1:49.218	3	4	2.166	1.035	80.20
6	12*	C	1 Cedric BLOCH	Kawazaki ZX6R - Brigit's Group & SDC Performance	1:49.499	3	5	2.447	0.281	79.99
7	132	R600	1 Mitchell GILBERT	Suzuki GSXR 600 -	1:51.242	3	6	4.190	1.743	78.74
8	99		6 Jamie Le MASURIER	Triumph Daytona 675R - Pipework Solutions Ltd	1:51.813	3	3	4.761	0.571	78.34
9	13		7 Doug EDMONDSON	Triumph Daytona - Stan Stephens Tuning	1:52.526	5	6	5.474	0.713	77.84
10	888		8 Hayden WOOD	Yamaha R6 -	1:53.874	6	6	6.822	1.348	76.92
11	3		9 Joey LAMBDEN	Kawasaki ZX600 RBF -	1:54.012	5	5	6.960	0.138	76.83
12	56		10 Michael MILLS	Yamaha R6 - A51 Racing, The Wokingham Bar Company	1:54.306	3	6	7.254	0.294	76.63
13	818	C	2 Alex BARKER	Yamaha R6 - SS5 Construction LTD	1:54.359	3	6	7.307	0.053	76.59
14	59	C	3 Caiden WILKINSON	Yamaha R6 - RB Electrics	1:54.979	3	6	7.927	0.620	76.18
15	36		11 Harry FOWLE	Triumph 675R - BER/ Steve Jordan Motorcycles	1:55.516	3	6	8.464	0.537	75.83
16	404	C	4 Tommy HEMPHILL	Yamaha R6 -	1:55.559	2	5	8.507	0.043	75.80
17	112		12 James NAGY	Kawasaki ZX600R - Steelmate	1:55.850	3	3	8.798	0.291	75.61
18	220	R600	2 Marc BATSON	Yamaha R6 - batsonelectrical contractors ltd	1:56.327	5	6	9.275	0.477	75.30
19	134		13 Donald GILBERT	Kawasaki ZX6R - S and N tyres	1:56.566	6	6	9.514	0.239	75.14
20	696	R600	3 Jason MARIETTE	Yamaha YZF-R6 -	1:56.746	3	5	9.694	0.180	75.03
21	19*		14 Michael REGAN	Honda CBR600RR - West country windings	1:58.562	5	5	11.510	1.816	73.88
22	100	C	5 Craig HOWTON	Kawasaki ZX6R - ME	1:58.723	5	6	11.671	0.161	73.78
23	78*	R600	4 Scott FORBES-COWDRY	Yamaha R6 13S -	1:58.831	5	5	11.779	0.108	73.71
24	717	R600	5 Timothy WALSH	Triumph 675 - T P WALSH PHE	1:58.969	5	5	11.917	0.138	73.63
25	72	R600	6 James HEMPHILL	Yamaha R6 5EB -	2:01.598	2	2	14.546	2.629	72.03
26	7	C	6 Thomas BENSTED	Triumph 675R - Significant Debt Racing	2:01.917	4	5	14.865	0.319	71.85
27	636	R600	7 Matthew MILLS	Kawasaki ZX6R -	2:03.186	5	5	16.134	1.269	71.11
28	83		15 Harris BEECH	Yamaha R6 - Batham Racing	2:03.808	4	5	16.756	0.622	70.75
29	4	C	7 Tom VAUGHAN	Yamaha R6 - Go Racing Developments	2:04.190	4	5	17.138	0.382	70.53
30	21		16 Carl MITCHELL	Yamaha R6 - Beaute Agri AJL Garden Services	2:04.210	5	5	17.158	0.020	70.52
31	49	R600	8 Oli CHAYTOR	Yamaha R6 - PearTree Racing	2:06.527	5	5	19.475	2.317	69.23
32	228*	R600	9 Paul McFADDEN	Kawasaki ZX6 -	2:08.583	5	5	21.531	2.056	68.12
33	105	R600	10 Benjamin STONARD	Yamaha R6 -	2:09.554	4	5	22.502	0.971	67.61
34	8	C	8 Dave SAUNDERS	Honda CBR600 -	2:10.137	4	5	23.085	0.583	67.31
35	158	R600	11 Ben LOGAN	Kawasaki ZX6R -	2:10.388	2	2	23.336	0.251	67.18
36	186	R600	12 Stephen WILKINSON	Honda CBR 600 F -	2:12.041	4	4	24.989	1.653	66.34
37	259	R600	13 Neville OTTER	Kawasaki ZX6R - SB Racing	2:19.581	1	4	32.529	7.540	62.75
38	624	C	9 Matthew FEDRICK	Yamaha R6 - Matthew Fedrick farriers ltd/ Palmer Race S	2:27.500	4	4	40.448	7.919	59.38

* Bikes 12, 19, 78 & 228 - No working transponder fitted

* Bike 12 - Fastest lap disallowed - yellow flag infringement

Brands Hatch GP

Circuit Length = 2.4332 miles

Start: 09:36 Flag 09:48 End: 09:50

Weather / Track : Cloudy / Wet

These results are provisional until the conclusion of any judicial and technical matters.

Clerk Of Course :	Steward :	Timekeeper :
-------------------	-----------	--------------

Results can be found at www.tsl-timing.com

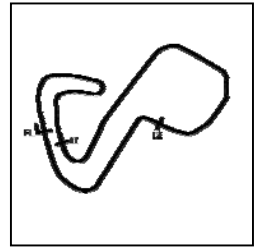
Printed - 09:50 Saturday, 03 October 2020



BMCRC - MRO Championships 2020 - Rnd 4 @ Brands Hatch GP

Team Respro MRO 600 inc Clubman 600 & L&W Contractors Rookie 600

QUALIFYING - SECTOR ANALYSIS



SECTOR 1 = FL to I1, SECTOR 2 = I1 to I2, SECTOR 3 = I2 to FL, DIFF = Difference To Personal Best Lap, P = Crossed Finish Line in Pit Lane, D = Time Disallowed

P1 188		Dawid KRAWIECKI		Yamaha R6 - Code Blue LTD & D A East Electrical			
IDEAL LAP TIME : 1:46.249		BEST LAP TIME : 1:47.052		DIFFERENCE : 0.803			
LAP	SECTOR 1	SECTOR 2	SECTOR 3	LAP TIME	MPH	DIFF	TIME OF DAY
1 -	35.942	49.872	25.660	1:51.474	78.58	4.422	09:40:00.205
2 -	34.613	49.342	25.230	1:49.185	80.22	2.133	09:41:49.390
3 -	33.724	47.623	25.828	1:47.175 (2)	81.73	0.123	09:43:36.565
4 -	34.184	48.578	25.225	1:47.987 (3)	81.11	0.935	09:45:24.552
5 -	34.215	47.935	24.902	1:47.052 (1)	81.82		09:47:11.604
6 -	34.059	48.574	25.723	1:48.356	80.84	1.304	09:48:59.960

P2 41		Louis VALLELEY		Yamaha R6 - Team V			
IDEAL LAP TIME : 1:47.300		BEST LAP TIME : 1:47.300		DIFFERENCE : 0.000			
LAP	SECTOR 1	SECTOR 2	SECTOR 3	LAP TIME	MPH	DIFF	TIME OF DAY
1 -	37.152	51.339	26.298	1:54.789	76.31	7.489	09:40:14.839
2 -	36.560	49.607	26.185	1:52.352	77.96	5.052	09:42:07.191
3 -	36.292	48.406	25.872	1:50.570	79.22	3.270	09:43:57.761
4 -	35.547	47.711	25.663	1:48.921 (2)	80.42	1.621	09:45:46.682
5 -	35.383	48.620	25.920	1:49.923 (3)	79.69	2.623	09:47:36.605
6 -	34.858	47.166	25.276	1:47.300 (1)	81.63		09:49:23.905

P3 14		Chris BURRAGE		Yamaha R6 - Seton tuning, RD racing, Elgar brothers, ruthless r			
IDEAL LAP TIME : 1:47.233		BEST LAP TIME : 1:47.825		DIFFERENCE : 0.592			
LAP	SECTOR 1	SECTOR 2	SECTOR 3	LAP TIME	MPH	DIFF	TIME OF DAY
1 -	36.105	49.877	25.560	1:51.542 (3)	78.53	3.717	09:39:57.060
2 -	34.265	49.064	25.205	1:48.534 (2)	80.71	0.709	09:41:45.594
3 -	34.045	47.983	25.797	1:47.825 (1)	81.24		09:43:33.419
4 -	36.673	51.126	IN PIT	2:18.196 P	63.38	30.371	09:45:51.615

P4 190		Glenn WALSH		Yamaha R6 - Walters Medical			
IDEAL LAP TIME : 1:47.971		BEST LAP TIME : 1:48.183		DIFFERENCE : 0.212			
LAP	SECTOR 1	SECTOR 2	SECTOR 3	LAP TIME	MPH	DIFF	TIME OF DAY
1 -	35.028	49.271	25.017	1:49.316 (3)	80.13	1.133	09:41:16.782
2 -	34.550	49.694	25.496	1:49.740	79.82	1.557	09:43:06.522
3 -	34.582	48.529	25.204	1:48.315 (2)	80.87	0.132	09:44:54.837
4 -	34.425	48.662	25.096	1:48.183 (1)	80.97		09:46:43.020

P5 46		Harry ROWLINGS		Triumph 675R - BER/ Steve Jordan Motorcycles			
IDEAL LAP TIME : 1:49.218		BEST LAP TIME : 1:49.218		DIFFERENCE : 0.000			
LAP	SECTOR 1	SECTOR 2	SECTOR 3	LAP TIME	MPH	DIFF	TIME OF DAY
1 -	37.774	51.492	25.948	1:55.214	76.03	5.996	09:39:58.403
2 -	36.091	50.758	25.958	1:52.807 (2)	77.65	3.589	09:41:51.210
3 -	35.500	48.772	24.946	1:49.218 (1)	80.20		09:43:40.428
4 -	37.158	50.192	25.557	1:52.907 (3)	77.58	3.689	09:45:33.335

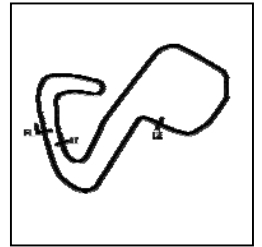
P6 12 C		Cedric BLOCH		Kawazaki ZX6R - Brigit's Group & SDC Performance			
IDEAL LAP TIME :		BEST LAP TIME : 1:49.499		DIFFERENCE :			
LAP	SECTOR 1	SECTOR 2	SECTOR 3	LAP TIME	MPH	DIFF	TIME OF DAY
1 -				1:54.185	76.71	4.686	09:39:59.183
2 -				1:52.713 (3)	77.71	3.214	09:41:51.896
3 -				1:49.499 (1)	79.99		09:43:41.395
4 -				1:51.531 (2)	78.54	2.032	09:45:32.926
5 -				1:48.969 D	80.38		09:47:21.895

Weather / Track : Cloudy / Wet

BMCRC - MRO Championships 2020 - Rnd 4 @ Brands Hatch GP

Team Respro MRO 600 inc Clubman 600 & L&W Contractors Rookie 600

QUALIFYING - SECTOR ANALYSIS



SECTOR 1 = FL to I1, SECTOR 2 = I1 to I2, SECTOR 3 = I2 to FL, DIFF = Difference To Personal Best Lap, P = Crossed Finish Line in Pit Lane, D = Time Disallowed

P7 132 R600 Mitchell GILBERT		Suzuki GSXR 600 -					
IDEAL LAP TIME : 1:48.733		BEST LAP TIME : 1:51.242		DIFFERENCE : 2.509			
LAP	SECTOR 1	SECTOR 2	SECTOR 3	LAP TIME	MPH	DIFF	TIME OF DAY
1 -	37.375	54.254	28.328	1:59.957	73.02	8.715	09:40:26.617
2 -	36.635	51.429	27.349	1:55.413	75.89	4.171	09:42:22.030
3 -	35.580	50.017	25.645	1:51.242 (1)	78.74		09:44:13.272
4 -	38.348	47.806	25.347	1:51.501 (2)	78.56	0.259	09:46:04.773
5 -	37.076	49.527	25.674	1:52.277 (3)	78.01	1.035	09:47:57.050
6 -	37.027	49.796	26.490	1:53.313	77.30	2.071	09:49:50.363

P8 99 Jamie Le MASURIER		Triumph Daytona 675R - Pipework Solutions Ltd					
IDEAL LAP TIME : 1:51.813		BEST LAP TIME : 1:51.813		DIFFERENCE : 0.000			
LAP	SECTOR 1	SECTOR 2	SECTOR 3	LAP TIME	MPH	DIFF	TIME OF DAY
1 -	OUTLAP		IN PIT	4:54.843 P	29.71	3:03.030	09:44:43.427
2 -	OUTLAP	53.131	27.763	2:08.219	68.31	16.406	09:46:51.646
3 -	35.742	49.979	26.092	1:51.813 (1)	78.34		09:48:43.459

P9 13 Doug EDMONDSON		Triumph Daytona - Stan Stephens Tuning					
IDEAL LAP TIME : 1:52.433		BEST LAP TIME : 1:52.526		DIFFERENCE : 0.093			
LAP	SECTOR 1	SECTOR 2	SECTOR 3	LAP TIME	MPH	DIFF	TIME OF DAY
1 -	38.049	51.665	27.174	1:56.888	74.94	4.362	09:40:39.300
2 -	37.163	50.882	26.381	1:54.426	76.55	1.900	09:42:33.726
3 -	37.556	51.439	26.218	1:55.213	76.03	2.687	09:44:28.939
4 -	36.635	51.273	26.173	1:54.081 (3)	76.78	1.555	09:46:23.020
5 -	36.229	50.339	25.958	1:52.526 (1)	77.84		09:48:15.546
6 -	36.136	50.377	26.345	1:52.858 (2)	77.61	0.332	09:50:08.404

P10 888 Hayden WOOD		Yamaha R6 -					
IDEAL LAP TIME : 1:53.628		BEST LAP TIME : 1:53.874		DIFFERENCE : 0.246			
LAP	SECTOR 1	SECTOR 2	SECTOR 3	LAP TIME	MPH	DIFF	TIME OF DAY
1 -	38.484	54.215	27.942	2:00.641	72.61	6.767	09:40:13.746
2 -	37.506	52.229	27.238	1:56.973	74.88	3.099	09:42:10.719
3 -	36.826	52.170	26.908	1:55.904	75.57	2.030	09:44:06.623
4 -	36.688	51.321	26.698	1:54.707 (3)	76.36	0.833	09:46:01.330
5 -	36.396	50.942	26.770	1:54.108 (2)	76.76	0.234	09:47:55.438
6 -	36.642	50.808	26.424	1:53.874 (1)	76.92		09:49:49.312

P11 3 Joey LAMBDEN		Kawasaki ZX600 RBF -					
IDEAL LAP TIME : 1:54.012		BEST LAP TIME : 1:54.012		DIFFERENCE : 0.000			
LAP	SECTOR 1	SECTOR 2	SECTOR 3	LAP TIME	MPH	DIFF	TIME OF DAY
1 -	41.498	57.083	28.703	2:07.284	68.82	13.272	09:41:22.510
2 -	38.388	54.107	27.365	1:59.860 (3)	73.08	5.848	09:43:22.370
3 -	41.374	53.051	27.807	2:02.232	71.66	8.220	09:45:24.602
4 -	37.062	51.970	27.245	1:56.277 (2)	75.33	2.265	09:47:20.879
5 -	36.516	51.232	26.264	1:54.012 (1)	76.83		09:49:14.891

P12 56 Michael MILLS		Yamaha R6 - A51 Racing, The Wokingham Bar Company					
IDEAL LAP TIME : 1:53.591		BEST LAP TIME : 1:54.306		DIFFERENCE : 0.715			
LAP	SECTOR 1	SECTOR 2	SECTOR 3	LAP TIME	MPH	DIFF	TIME OF DAY
1 -	38.047	54.577	26.999	1:59.623	73.22	5.317	09:40:12.218
2 -	37.175	51.810	26.382	1:55.367	75.93	1.061	09:42:07.585
3 -	36.645	51.401	26.260	1:54.306 (1)	76.63		09:44:01.891
4 -	37.963	51.071	25.875	1:54.909 (3)	76.23	0.603	09:45:56.800
5 -	38.579	52.354	27.801	1:58.734	73.77	4.428	09:47:55.534
6 -	36.733	51.398	26.313	1:54.444 (2)	76.54	0.138	09:49:49.978

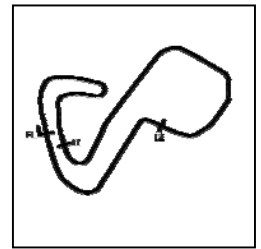
Weather / Track : Cloudy / Wet

Brands Hatch GP
Circuit Length = 2.4332 miles
Start: 09:36 Flag 09:48 End: 09:50

BMCRC - MRO Championships 2020 - Rnd 4 @ Brands Hatch GP

Team Respro MRO 600 inc Clubman 600 & L&W Contractors Rookie 600

QUALIFYING - SECTOR ANALYSIS



SECTOR 1 = FL to I1, SECTOR 2 = I1 to I2, SECTOR 3 = I2 to FL, DIFF = Difference To Personal Best Lap, P = Crossed Finish Line in Pit Lane, D = Time Disallowed

P13 818 C		Alex BARKER		Yamaha R6 - SS5 Construction LTD			
IDEAL LAP TIME : 1:54.119		BEST LAP TIME : 1:54.359		DIFFERENCE : 0.240			
LAP	SECTOR 1	SECTOR 2	SECTOR 3	LAP TIME	MPH	DIFF	TIME OF DAY
1 -	38.537	55.302	27.839	2:01.678	71.99	7.319	09:40:13.975
2 -	38.148	52.205	26.922	1:57.275	74.69	2.916	09:42:11.250
3 -	36.360	51.560	26.439	1:54.359 (1)	76.59		09:44:05.609
4 -	36.368	52.473	26.526	1:55.367 (3)	75.93	1.008	09:46:00.976
5 -	36.236	52.707	26.795	1:55.738	75.68	1.379	09:47:56.714
6 -	36.120	51.926	26.896	1:54.942 (2)	76.21	0.583	09:49:51.656

P14 59 C		Caiden WILKINSON		Yamaha R6 - RB Electrics			
IDEAL LAP TIME : 1:54.680		BEST LAP TIME : 1:54.979		DIFFERENCE : 0.299			
LAP	SECTOR 1	SECTOR 2	SECTOR 3	LAP TIME	MPH	DIFF	TIME OF DAY
1 -	38.785	54.405	26.912	2:00.102	72.93	5.123	09:40:15.742
2 -	37.325	53.244	26.571	1:57.140	74.78	2.161	09:42:12.882
3 -	37.066	51.597	26.316	1:54.979 (1)	76.18		09:44:07.861
4 -	38.120	51.907	26.398	1:56.425	75.24	1.446	09:46:04.286
5 -	37.324	52.248	26.687	1:56.259 (3)	75.34	1.280	09:48:00.545
6 -	37.385	51.298	27.318	1:56.001 (2)	75.51	1.022	09:49:56.546

P15 36		Harry FOWLE		Triumph 675R - BER/ Steve Jordan Motorcycles			
IDEAL LAP TIME : 1:55.297		BEST LAP TIME : 1:55.516		DIFFERENCE : 0.219			
LAP	SECTOR 1	SECTOR 2	SECTOR 3	LAP TIME	MPH	DIFF	TIME OF DAY
1 -	38.370	54.131	27.518	2:00.019	72.98	4.503	09:40:08.960
2 -	38.017	52.427	27.132	1:57.576	74.50	2.060	09:42:06.536
3 -	37.566	51.154	26.796	1:55.516 (1)	75.83		09:44:02.052
4 -	38.588	51.984	26.738	1:57.310 (2)	74.67	1.794	09:45:59.362
5 -	37.405	52.727	27.397	1:57.529 (3)	74.53	2.013	09:47:56.891
6 -	37.538	53.791	28.730	2:00.059	72.96	4.543	09:49:56.950

P16 404 C		Tommy HEMPHILL		Yamaha R6 -			
IDEAL LAP TIME : 1:55.131		BEST LAP TIME : 1:55.559		DIFFERENCE : 0.428			
LAP	SECTOR 1	SECTOR 2	SECTOR 3	LAP TIME	MPH	DIFF	TIME OF DAY
1 -	39.140	55.343	26.410	2:00.893	72.45	5.334	09:40:51.031
2 -	36.303	52.418	26.838	1:55.559 (1)	75.80		09:42:46.590
3 -	37.481	52.649	26.499	1:56.629 (2)	75.10	1.070	09:44:43.219
4 -	37.856	52.672	26.990	1:57.518 (3)	74.54	1.959	09:46:40.737
5 -	37.817	53.160	26.908	1:57.885	74.30	2.326	09:48:38.622

P17 112		James NAGY		Kawasaki ZX600R - Steelmate			
IDEAL LAP TIME : 1:55.599		BEST LAP TIME : 1:55.850		DIFFERENCE : 0.251			
LAP	SECTOR 1	SECTOR 2	SECTOR 3	LAP TIME	MPH	DIFF	TIME OF DAY
1 -	41.226	54.520	27.364	2:03.110 (3)	71.15	7.260	09:40:51.105
2 -	38.369	52.244	26.961	1:57.574 (2)	74.50	1.724	09:42:48.679
3 -	37.817	50.821	27.212	1:55.850 (1)	75.61		09:44:44.529

P18 220 R600		Marc BATSON		Yamaha R6 - batsonelectrical contractors ltd			
IDEAL LAP TIME : 1:56.186		BEST LAP TIME : 1:56.327		DIFFERENCE : 0.141			
LAP	SECTOR 1	SECTOR 2	SECTOR 3	LAP TIME	MPH	DIFF	TIME OF DAY
1 -	38.985	55.214	27.047	2:01.246	72.24	4.919	09:40:31.745
2 -	37.765	55.799	27.340	2:00.904	72.45	4.577	09:42:32.649
3 -	37.893	53.689	26.668	1:58.250	74.07	1.923	09:44:30.899
4 -	37.505	53.032	26.385	1:56.922 (2)	74.92	0.595	09:46:27.821
5 -	37.211	52.590	26.526	1:56.327 (1)	75.30		09:48:24.148
6 -	37.655	53.537	26.498	1:57.690 (3)	74.43	1.363	09:50:21.838

Weather / Track : Cloudy / Wet

Brands Hatch GP

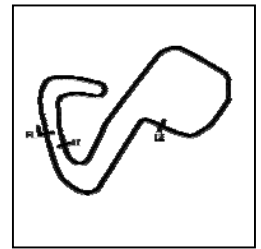
Circuit Length = 2.4332 miles

Start: 09:36 Flag 09:48 End: 09:50

BMCRC - MRO Championships 2020 - Rnd 4 @ Brands Hatch GP

Team Respro MRO 600 inc Clubman 600 & L&W Contractors Rookie 600

QUALIFYING - SECTOR ANALYSIS



SECTOR 1 = FL to I1, SECTOR 2 = I1 to I2, SECTOR 3 = I2 to FL, DIFF = Difference To Personal Best Lap, P = Crossed Finish Line in Pit Lane, D = Time Disallowed

P19 134		Donald GILBERT		Kawasaki ZX6R - S and N tyres			
IDEAL LAP TIME : 1:56.342		BEST LAP TIME : 1:56.566		DIFFERENCE : 0.224			
LAP	SECTOR 1	SECTOR 2	SECTOR 3	LAP TIME	MPH	DIFF	TIME OF DAY
1 -	39.033	55.002	27.610	2:01.645	72.01	5.079	09:40:13.169
2 -	39.429	54.444	27.786	2:01.659	72.00	5.093	09:42:14.828
3 -	38.170	55.676	26.909	2:00.755	72.54	4.189	09:44:15.583
4 -	37.971	53.485	26.965	1:58.421 (3)	73.97	1.855	09:46:14.004
5 -	37.179	53.282	26.903	1:57.364 (2)	74.63	0.798	09:48:11.368
6 -	37.403	52.792	26.371	1:56.566 (1)	75.14		09:50:07.934

P20 696 R600		Jason MARIETTE		Yamaha YZF-R6 -			
IDEAL LAP TIME : 1:56.332		BEST LAP TIME : 1:56.746		DIFFERENCE : 0.414			
LAP	SECTOR 1	SECTOR 2	SECTOR 3	LAP TIME	MPH	DIFF	TIME OF DAY
1 -	39.741	53.671	27.988	2:01.400	72.15	4.654	09:41:00.969
2 -	40.248	54.019	27.474	2:01.741	71.95	4.995	09:43:02.710
3 -	38.648	51.405	26.693	1:56.746 (1)	75.03		09:44:59.456
4 -	38.266	52.079	27.776	1:58.121 (3)	74.15	1.375	09:46:57.577
5 -	38.716	51.550	26.661	1:56.927 (2)	74.91	0.181	09:48:54.504

P21 19		Michael REGAN		Honda CBR600RR - West country windings			
IDEAL LAP TIME :		BEST LAP TIME : 1:58.562		DIFFERENCE :			
LAP	SECTOR 1	SECTOR 2	SECTOR 3	LAP TIME	MPH	DIFF	TIME OF DAY
1 -				2:08.063	68.40	9.501	09:41:23.118
2 -				2:02.046 (3)	71.77	3.484	09:43:25.164
3 -				2:04.848	70.16	6.286	09:45:30.012
4 -				1:58.936 (2)	73.65	0.374	09:47:28.948
5 -				1:58.562 (1)	73.88		09:49:27.510

P22 100 C		Craig HOWTON		Kawasaki ZX6R - ME			
IDEAL LAP TIME : 1:58.308		BEST LAP TIME : 1:58.723		DIFFERENCE : 0.415			
LAP	SECTOR 1	SECTOR 2	SECTOR 3	LAP TIME	MPH	DIFF	TIME OF DAY
1 -	40.441	54.965	27.646	2:03.052	71.18	4.329	09:40:19.493
2 -	39.993	55.050	27.554	2:02.597	71.45	3.874	09:42:22.090
3 -	39.070	54.254	27.968	2:01.292	72.22	2.569	09:44:23.382
4 -	39.457	53.436	27.567	2:00.460 (3)	72.71	1.737	09:46:23.842
5 -	38.691	53.023	27.009	1:58.723 (1)	73.78		09:48:22.565
6 -	38.745	52.608	27.440	1:58.793 (2)	73.74	0.070	09:50:21.358

P23 78 R600		Scott FORBES-COWDRY		Yamaha R6 13S -			
IDEAL LAP TIME :		BEST LAP TIME : 1:58.831		DIFFERENCE :			
LAP	SECTOR 1	SECTOR 2	SECTOR 3	LAP TIME	MPH	DIFF	TIME OF DAY
1 -				2:05.341	69.88	6.510	09:40:44.534
2 -				2:02.196 (3)	71.68	3.365	09:42:46.730
3 -				2:03.254	71.07	4.423	09:44:49.984
4 -				2:01.455 (2)	72.12	2.624	09:46:51.439
5 -				1:58.831 (1)	73.71		09:48:50.270

P24 717 R600		Timothy WALSH		Triumph 675 - T P WALSH PHE			
IDEAL LAP TIME : 1:58.969		BEST LAP TIME : 1:58.969		DIFFERENCE : 0.000			
LAP	SECTOR 1	SECTOR 2	SECTOR 3	LAP TIME	MPH	DIFF	TIME OF DAY
1 -	OUTLAP	56.143	29.371	2:09.016	67.89	10.047	09:41:55.958
2 -	39.116	56.760	28.994	2:04.870	70.15	5.901	09:44:00.828
3 -	39.159	55.894	28.479	2:03.532 (3)	70.91	4.563	09:46:04.360
4 -	38.792	55.087	27.926	2:01.805 (2)	71.91	2.836	09:48:06.165
5 -	37.145	54.034	27.790	1:58.969 (1)	73.63		09:50:05.134

Weather / Track : Cloudy / Wet

Brands Hatch GP

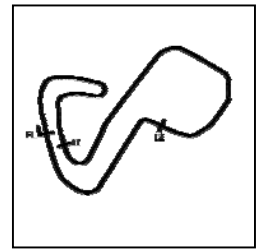
Circuit Length = 2.4332 miles

Start: 09:36 Flag 09:48 End: 09:50

BMCRC - MRO Championships 2020 - Rnd 4 @ Brands Hatch GP

Team Respro MRO 600 inc Clubman 600 & L&W Contractors Rookie 600

QUALIFYING - SECTOR ANALYSIS



SECTOR 1 = FL to I1, SECTOR 2 = I1 to I2, SECTOR 3 = I2 to FL, DIFF = Difference To Personal Best Lap, P = Crossed Finish Line in Pit Lane, D = Time Disallowed

P25 72 R600 James HEMPHILL		Yamaha R6 5EB -					
IDEAL LAP TIME : 2:00.289		BEST LAP TIME : 2:01.598		DIFFERENCE : 1.309			
LAP	SECTOR 1	SECTOR 2	SECTOR 3	LAP TIME	MPH	DIFF	TIME OF DAY
1 -	40.054	56.704	28.737	2:05.495 (2)	69.80	3.897	09:41:00.472
2 -	40.386	53.894	27.318	2:01.598 (1)	72.03		09:43:02.070

P26 7 C Thomas BENSTED		Triumph 675R - Significant Debt Racing					
IDEAL LAP TIME : 2:01.872		BEST LAP TIME : 2:01.917		DIFFERENCE : 0.045			
LAP	SECTOR 1	SECTOR 2	SECTOR 3	LAP TIME	MPH	DIFF	TIME OF DAY
1 -	41.284	56.995	28.865	2:07.144	68.89	5.227	09:40:26.955
2 -	40.669	56.490	28.214	2:05.373	69.87	3.456	09:42:32.328
3 -	39.434	55.923	29.458	2:04.815 (3)	70.18	2.898	09:44:37.143
4 -	38.971	54.687	28.259	2:01.917 (1)	71.85		09:46:39.060
5 -	39.336	54.770	28.818	2:02.924 (2)	71.26	1.007	09:48:41.984

P27 636 R600 Matthew MILLS		Kawasaki ZX6R -					
IDEAL LAP TIME : 2:03.186		BEST LAP TIME : 2:03.186		DIFFERENCE : 0.000			
LAP	SECTOR 1	SECTOR 2	SECTOR 3	LAP TIME	MPH	DIFF	TIME OF DAY
1 -	43.899	1:00.752	30.483	2:15.134	64.82	11.948	09:41:02.385
2 -	41.185	57.617	29.154	2:07.956 (3)	68.45	4.770	09:43:10.341
3 -	43.098	57.400	29.255	2:09.753	67.51	6.567	09:45:20.094
4 -	40.133	56.203	29.076	2:05.412 (2)	69.84	2.226	09:47:25.506
5 -	39.414	55.490	28.282	2:03.186 (1)	71.11		09:49:28.692

P28 83 Harris BEECH		Yamaha R6 - Batham Racing					
IDEAL LAP TIME : 2:03.569		BEST LAP TIME : 2:03.808		DIFFERENCE : 0.239			
LAP	SECTOR 1	SECTOR 2	SECTOR 3	LAP TIME	MPH	DIFF	TIME OF DAY
1 -	41.242	57.660	29.169	2:08.071	68.39	4.263	09:40:37.798
2 -	41.775	57.700	29.345	2:08.820	68.00	5.012	09:42:46.618
3 -	42.483	56.360	28.924	2:07.767 (2)	68.56	3.959	09:44:54.385
4 -	39.496	55.149	29.163	2:03.808 (1)	70.75		09:46:58.193
5 -	40.517	58.035	29.285	2:07.837 (3)	68.52	4.029	09:49:06.030

P29 4 C Tom VAUGHAN		Yamaha R6 - Go Racing Developments					
IDEAL LAP TIME : 2:02.573		BEST LAP TIME : 2:04.190		DIFFERENCE : 1.617			
LAP	SECTOR 1	SECTOR 2	SECTOR 3	LAP TIME	MPH	DIFF	TIME OF DAY
1 -	42.016	55.373	29.571	2:06.960	68.99	2.770	09:41:04.974
2 -	40.633	57.522	29.360	2:07.515	68.69	3.325	09:43:12.489
3 -	40.250	55.966	28.357	2:04.573 (2)	70.31	0.383	09:45:17.062
4 -	40.106	54.920	29.164	2:04.190 (1)	70.53		09:47:21.252
5 -	39.296	56.447	28.852	2:04.595 (3)	70.30	0.405	09:49:25.847

P30 21 Carl MITCHELL		Yamaha R6 - Beaute Agri AJL Garden Services					
IDEAL LAP TIME : 2:03.610		BEST LAP TIME : 2:04.210		DIFFERENCE : 0.600			
LAP	SECTOR 1	SECTOR 2	SECTOR 3	LAP TIME	MPH	DIFF	TIME OF DAY
1 -	45.159	58.972	31.035	2:15.166	64.80	10.956	09:41:29.533
2 -	40.938	56.716	31.278	2:08.932	67.94	4.722	09:43:38.465
3 -	41.299	56.561	31.012	2:08.872 (3)	67.97	4.662	09:45:47.337
4 -	40.524	56.391	28.912	2:05.827 (2)	69.61	1.617	09:47:53.164
5 -	40.232	54.466	29.512	2:04.210 (1)	70.52		09:49:57.374

Weather / Track : Cloudy / Wet

Results can be found at www.tsl-timing.com

Page 5 of 7

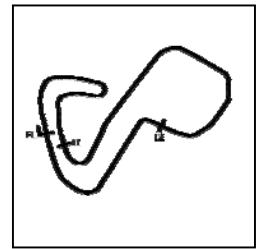
Brands Hatch GP
Circuit Length = 2.4332 miles
Start: 09:36 Flag 09:48 End: 09:50

Printed - 09:51 Saturday, 03 October 2020

BMCRC - MRO Championships 2020 - Rnd 4 @ Brands Hatch GP

Team Respro MRO 600 inc Clubman 600 & L&W Contractors Rookie 600

QUALIFYING - SECTOR ANALYSIS



SECTOR 1 = FL to I1, SECTOR 2 = I1 to I2, SECTOR 3 = I2 to FL, DIFF = Difference To Personal Best Lap, P = Crossed Finish Line in Pit Lane, D = Time Disallowed

P31 49 R600 Oli CHAYTOR				Yamaha R6 - PearTree Racing			
IDEAL LAP TIME : 2:04.870		BEST LAP TIME : 2:06.527		DIFFERENCE : 1.657			
LAP	SECTOR 1	SECTOR 2	SECTOR 3	LAP TIME	MPH	DIFF	TIME OF DAY
1 -	45.766	59.328	30.546	2:15.640	64.58	9.113	09:41:30.412
2 -	41.877	56.924	29.815	2:08.616 (3)	68.10	2.089	09:43:39.028
3 -	42.468	56.643	30.620	2:09.731	67.52	3.204	09:45:48.759
4 -	43.400	55.297	29.538	2:08.235 (2)	68.31	1.708	09:47:56.994
5 -	40.869	56.954	28.704	2:06.527 (1)	69.23		09:50:03.521

P32 228 R600 Paul McFADDEN				Kawasaki ZX6 -			
IDEAL LAP TIME :		BEST LAP TIME : 2:08.583		DIFFERENCE :			
LAP	SECTOR 1	SECTOR 2	SECTOR 3	LAP TIME	MPH	DIFF	TIME OF DAY
1 -				2:17.796	63.57	9.213	09:40:59.185
2 -				2:13.531	65.60	4.948	09:43:12.716
3 -				2:12.548 (3)	66.08	3.965	09:45:25.264
4 -				2:12.416 (2)	66.15	3.833	09:47:37.680
5 -				2:08.583 (1)	68.12		09:49:46.263

P33 105 R600 Benjamin STONARD				Yamaha R6 -			
IDEAL LAP TIME : 2:08.660		BEST LAP TIME : 2:09.554		DIFFERENCE : 0.894			
LAP	SECTOR 1	SECTOR 2	SECTOR 3	LAP TIME	MPH	DIFF	TIME OF DAY
1 -	42.440	58.291	29.406	2:10.137 (3)	67.31	0.583	09:41:09.787
2 -	42.919	58.311	30.264	2:11.494	66.61	1.940	09:43:21.281
3 -	43.195	57.066	29.883	2:10.144	67.30	0.590	09:45:31.425
4 -	42.382	57.719	29.453	2:09.554 (1)	67.61		09:47:40.979
5 -	42.188	57.721	30.165	2:10.074 (2)	67.34	0.520	09:49:51.053

P34 8 C Dave SAUNDERS				Honda CBR600 -			
IDEAL LAP TIME : 2:09.982		BEST LAP TIME : 2:10.137		DIFFERENCE : 0.155			
LAP	SECTOR 1	SECTOR 2	SECTOR 3	LAP TIME	MPH	DIFF	TIME OF DAY
1 -	43.105	1:01.591	31.125	2:15.821	64.49	5.684	09:41:01.982
2 -	43.931	1:04.370	31.032	2:19.333	62.86	9.196	09:43:21.315
3 -	42.721	1:00.013	30.714	2:13.448 (3)	65.64	3.311	09:45:34.763
4 -	42.012	58.062	30.063	2:10.137 (1)	67.31		09:47:44.900
5 -	41.857	59.402	30.584	2:11.843 (2)	66.44	1.706	09:49:56.743

P35 158 R600 Ben LOGAN				Kawasaki ZX6R -			
IDEAL LAP TIME : 2:10.388		BEST LAP TIME : 2:10.388		DIFFERENCE : 0.000			
LAP	SECTOR 1	SECTOR 2	SECTOR 3	LAP TIME	MPH	DIFF	TIME OF DAY
1 -	44.007	1:01.723	31.365	2:17.095 (2)	63.89	6.707	09:40:59.379
2 -	42.371	58.653	29.364	2:10.388 (1)	67.18		09:43:09.767

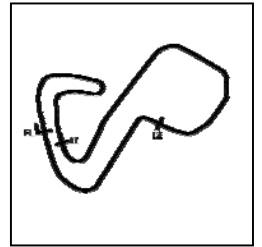
P36 186 R600 Stephen WILKINSON				Honda CBR 600 F -			
IDEAL LAP TIME : 2:11.477		BEST LAP TIME : 2:12.041		DIFFERENCE : 0.564			
LAP	SECTOR 1	SECTOR 2	SECTOR 3	LAP TIME	MPH	DIFF	TIME OF DAY
1 -	OUTLAP	1:00.484	30.874	2:21.029	62.11	8.988	09:42:27.133
2 -	43.727	58.851	29.607	2:12.185 (2)	66.26	0.144	09:44:39.318
3 -	44.309	1:00.686	30.238	2:15.233 (3)	64.77	3.192	09:46:54.551
4 -	43.466	58.404	30.171	2:12.041 (1)	66.34		09:49:06.592

Weather / Track : Cloudy / Wet

BMCRC - MRO Championships 2020 - Rnd 4 @ Brands Hatch GP

Team Respro MRO 600 inc Clubman 600 & L&W Contractors Rookie 600

QUALIFYING - SECTOR ANALYSIS



SECTOR 1 = FL to I1, SECTOR 2 = I1 to I2, SECTOR 3 = I2 to FL, DIFF = Difference To Personal Best Lap, P = Crossed Finish Line in Pit Lane, D = Time Disallowed

P37 259 R600 Neville OTTER				Kawasaki ZX6R - SB Racing			
IDEAL LAP TIME : 2:19.581		BEST LAP TIME : 2:19.581		DIFFERENCE : 0.000			
LAP	SECTOR 1	SECTOR 2	SECTOR 3	LAP TIME	MPH	DIFF	TIME OF DAY
1 -	44.157	1:03.207	32.217	2:19.581 (1)	62.75		09:40:59.293
2 -	46.167	1:04.924	33.503	2:24.594 (2)	60.58	5.013	09:43:23.887
3 -	46.822	1:04.612	33.170	2:24.604 (3)	60.57	5.023	09:45:48.491
4 -	46.779	1:28.153	35.864	2:50.796	51.28	31.215	09:48:39.287

P38 624 C Matthew FEDRICK				Yamaha R6 - Matthew Fedrick farriers ltd/ Palmer Race Skool			
IDEAL LAP TIME : 2:27.500		BEST LAP TIME : 2:27.500		DIFFERENCE : 0.000			
LAP	SECTOR 1	SECTOR 2	SECTOR 3	LAP TIME	MPH	DIFF	TIME OF DAY
1 -	50.324	1:07.381	35.600	2:33.305	57.13	5.805	09:41:56.453
2 -	49.564	1:08.051	35.528	2:33.143 (3)	57.20	5.643	09:44:29.596
3 -	49.047	1:05.212	34.932	2:29.191 (2)	58.71	1.691	09:46:58.787
4 -	48.810	1:03.875	34.815	2:27.500 (1)	59.38		09:49:26.287

BMCRC - MRO Championships 2020 - Rnd 4 @ Brands Hatch GP

Team Respro MRO 600 inc Clubman 600 & L&W Contractors Rookie 600

QUALIFYING - BEST SECTORS

SECTOR 1			SECTOR 2			SECTOR 3			IDEAL / BEST COMPARISON						
POS	NO	NAME	TIME	NO	NAME	TIME	NO	NAME	TIME	POS	NO	NAME	IDEAL	BEST	DIFF
													PERFECT LAP	1:45.792	
1	188	KRAWIECKI	33.724	41	VALLELEY	47.166	188	KRAWIECKI	24.902	1	188	KRAWIECKI	1:46.249	1:47.052	0.803
2	14	BURRAGE	34.045	188	KRAWIECKI	47.623	46	ROWLINGS	24.946	2	14	BURRAGE	1:47.233	1:47.825	0.592
3	190	WALSH	34.425	132	GILBERT	47.806	190	WALSH	25.017	3	41	VALLELEY	1:47.300	1:47.300	0.000
4	41	VALLELEY	34.858	14	BURRAGE	47.983	14	BURRAGE	25.205	4	190	WALSH	1:47.971	1:48.183	0.212
5	46	ROWLINGS	35.500	190	WALSH	48.529	41	VALLELEY	25.276	5	132	GILBERT	1:48.733	1:51.242	2.509
6	132	GILBERT	35.580	46	ROWLINGS	48.772	132	GILBERT	25.347	6	46	ROWLINGS	1:49.218	1:49.218	0.000
7	99	MASURIER	35.742	99	MASURIER	49.979	56	MILLS	25.875	7	99	MASURIER	1:51.813	1:51.813	0.000
8	818	BARKER	36.120	13	EDMONDSON	50.339	13	EDMONDSON	25.958	8	13	EDMONDSON	1:52.433	1:52.526	0.093
9	13	EDMONDSON	36.136	888	WOOD	50.808	99	MASURIER	26.092	9	56	MILLS	1:53.591	1:54.306	0.715
10	404	HEMPHILL	36.303	112	NAGY	50.821	3	LAMBDEN	26.264	10	888	WOOD	1:53.628	1:53.874	0.246
11	888	WOOD	36.396	56	MILLS	51.071	59	WILKINSON	26.316	11	3	LAMBDEN	1:54.012	1:54.012	0.000
12	3	LAMBDEN	36.516	36	FOWLE	51.154	134	GILBERT	26.371	12	818	BARKER	1:54.119	1:54.359	0.240
13	56	MILLS	36.645	3	LAMBDEN	51.232	220	BATSON	26.385	13	59	WILKINSON	1:54.680	1:54.979	0.299
14	59	WILKINSON	37.066	59	WILKINSON	51.298	404	HEMPHILL	26.410	14	404	HEMPHILL	1:55.131	1:55.559	0.428
15	717	WALSH	37.145	696	MARIETTE	51.405	888	WOOD	26.424	15	36	FOWLE	1:55.297	1:55.516	0.219
16	134	GILBERT	37.179	818	BARKER	51.560	818	BARKER	26.439	16	112	NAGY	1:55.599	1:55.850	0.251
17	220	BATSON	37.211	404	HEMPHILL	52.418	696	MARIETTE	26.661	17	220	BATSON	1:56.186	1:56.327	0.141
18	36	FOWLE	37.405	220	BATSON	52.590	36	FOWLE	26.738	18	696	MARIETTE	1:56.332	1:56.746	0.414
19	112	NAGY	37.817	100	HOWTON	52.608	112	NAGY	26.961	19	134	GILBERT	1:56.342	1:56.566	0.224
20	696	MARIETTE	38.266	134	GILBERT	52.792	100	HOWTON	27.009	20	100	HOWTON	1:58.308	1:58.723	0.415
21	100	HOWTON	38.691	72	HEMPHILL	53.894	72	HEMPHILL	27.318	21	717	WALSH	1:58.969	1:58.969	0.000
22	7	BENSTED	38.971	717	WALSH	54.034	717	WALSH	27.790	22	72	HEMPHILL	2:00.289	2:01.598	1.309
23	72	HEMPHILL	39.077	21	MITCHELL	54.466	7	BENSTED	28.214	23	7	BENSTED	2:01.872	2:01.917	0.045
24	4	VAUGHAN	39.296	7	BENSTED	54.687	636	MILLS	28.282	24	4	VAUGHAN	2:02.573	2:04.190	1.617
25	636	MILLS	39.414	4	VAUGHAN	54.920	4	VAUGHAN	28.357	25	636	MILLS	2:03.186	2:03.186	0.000
26	83	BEECH	39.496	83	BEECH	55.149	49	CHAYTOR	28.704	26	83	BEECH	2:03.569	2:03.808	0.239
27	21	MITCHELL	40.232	49	CHAYTOR	55.297	21	MITCHELL	28.912	27	21	MITCHELL	2:03.610	2:04.210	0.600
28	49	CHAYTOR	40.869	636	MILLS	55.490	83	BEECH	28.924	28	49	CHAYTOR	2:04.870	2:06.527	1.657
29	8	SAUNDERS	41.857	105	STONARD	57.066	158	LOGAN	29.364	29	105	STONARD	2:08.660	2:09.554	0.894
30	105	STONARD	42.188	8	SAUNDERS	58.062	105	STONARD	29.406	30	8	SAUNDERS	2:09.982	2:10.137	0.155
31	158	LOGAN	42.371	186	WILKINSON	58.404	186	WILKINSON	29.607	31	158	LOGAN	2:10.388	2:10.388	0.000
32	186	WILKINSON	43.466	158	LOGAN	58.653	8	SAUNDERS	30.063	32	186	WILKINSON	2:11.477	2:12.041	0.564
33	259	OTTER	44.157	259	OTTER	1:03.207	259	OTTER	32.217	33	259	OTTER	2:19.581	2:19.581	0.000
34	624	FEDRICK	48.810	624	FEDRICK	1:03.875	624	FEDRICK	34.815	34	624	FEDRICK	2:27.500	2:27.500	0.000
35										35	19	REGAN		1:58.562	
36										36	78	FORBES-COWDRY		1:58.831	
37										37	12	BLOCH		1:49.499	
38										38	228	McFADDEN		2:08.583	

Weather / Track : Cloudy / Wet

Results can be found at www.tsl-timing.com

Brands Hatch GP

Circuit Length = 2.4332 miles

Start: 09:36 Flag 09:48 End: 09:50

Printed - 09:51 Saturday, 03 October 2020

BMCRC - MRO Championships 2020 - Rnd 4 @ Brands Hatch GP

Team Respro MRO 600 inc Clubman 600 & L&W Contractors Rookie 600

QUALIFYING - STATISTICS

Competitors Started 38
Planned Start 2020-10-03 @ 09:34:00.000
Actual Start 2020-10-03 @ 09:36:42.103
Finish Time 2020-10-03 @ 09:48:36.736
Track Length 2.4332mi.
Total Laps 186
Total Distance Covered 452.5918mi.

Session Fastest Lap History

NO	CL	NAME	LAP TIME	TIME OF DAY	LAP	VEHICLE
14		Chris BURRAGE	1:51.542	09:39:57.074	1	Yamaha R6
188		Dawid KRAWIECKI	1:51.474	09:40:00.228	1	Yamaha R6
190		Glenn WALSH	1:49.316	09:41:16.811	1	Yamaha R6
14		Chris BURRAGE	1:48.534	09:41:45.608	2	Yamaha R6
14		Chris BURRAGE	1:47.825	09:43:33.433	3	Yamaha R6
188		Dawid KRAWIECKI	1:47.175	09:43:36.589	3	Yamaha R6
188		Dawid KRAWIECKI	1:47.052	09:47:11.628	5	Yamaha R6

Flag History

TYPE	TIME OF DAY
GREEN	09:36:42.103
FINISH	09:48:36.736

Flag Statistics

TYPE	COUNT	TOTAL LAPS	TOTAL TIME
Green	1	6	13:58.464
Red	0	0	0.000
Safety Car	0	0	0.000
FCY	0	0	0.000

BMCRC - MRO Championships 2020 - Rnd 4 @ Brands Hatch GP

Team Respro MRO 600 inc Clubman 600 & L&W Contractors Rookie 600

QUALIFYING - STATISTICS

CLASS :

16 Starters

Fastest Lap History

NO	NAME	LAP TIME	TIME OF DAY	LAP	VEHICLE
14	Chris BURRAGE	1:51.542	09:39:57.074	1	Yamaha R6
188	Dawid KRAWIECKI	1:51.474	09:40:00.228	1	Yamaha R6
190	Glenn WALSH	1:49.316	09:41:16.811	1	Yamaha R6
14	Chris BURRAGE	1:48.534	09:41:45.608	2	Yamaha R6
14	Chris BURRAGE	1:47.825	09:43:33.433	3	Yamaha R6
188	Dawid KRAWIECKI	1:47.175	09:43:36.589	3	Yamaha R6
188	Dawid KRAWIECKI	1:47.052	09:47:11.628	5	Yamaha R6

Weather / Track : Cloudy / Wet

Results can be found at www.tsl-timing.com

Page 2 of 4

Brands Hatch GP
Circuit Length = 2.4332 miles
Start: 09:36 Flag 09:48 End: 09:50
Printed - 09:52 Saturday, 03 October 2020

BMCRC - MRO Championships 2020 - Rnd 4 @ Brands Hatch GP

Team Respro MRO 600 inc Clubman 600 & L&W Contractors Rookie 600

QUALIFYING - STATISTICS

CLASS : C

9 Starters

Fastest Lap History

NO	NAME	LAP TIME	TIME OF DAY	LAP	VEHICLE
12	Cedric BLOCH	1:54.185	09:39:59.183	1	Kawazaki ZX6R
12	Cedric BLOCH	1:52.713	09:41:51.896	2	Kawazaki ZX6R
12	Cedric BLOCH	1:49.499	09:43:41.395	3	Kawazaki ZX6R

Weather / Track : Cloudy / Wet

Results can be found at www.tsl-timing.com

Page 3 of 4

Brands Hatch GP
Circuit Length = 2.4332 miles
Start: 09:36 Flag 09:48 End: 09:50

Printed - 09:52 Saturday, 03 October 2020

BMCRC - MRO Championships 2020 - Rnd 4 @ Brands Hatch GP

Team Respro MRO 600 inc Clubman 600 & L&W Contractors Rookie 600

QUALIFYING - STATISTICS

CLASS : R600

13 Starters

Fastest Lap History

NO	NAME	LAP TIME	TIME OF DAY	LAP	VEHICLE
132	Mitchell GILBERT	1:59.957	09:40:26.632	1	Suzuki GSXR 600
132	Mitchell GILBERT	1:55.413	09:42:22.045	2	Suzuki GSXR 600
132	Mitchell GILBERT	1:51.242	09:44:13.287	3	Suzuki GSXR 600

Weather / Track : Cloudy / Wet

Results can be found at www.tsl-timing.com

Page 4 of 4

Brands Hatch GP
Circuit Length = 2.4332 miles
Start: 09:36 Flag 09:48 End: 09:50
Printed - 09:52 Saturday, 03 October 2020

BMCRC - MRO Championships 2020 - Rnd 4 @ Brands Hatch GP

Team Respro MRO 600 inc Clubman 600

RACE 10 - GRID (5 Laps)



FOR THE EDGE



CONTRACTORS LTD

ROW 9	27	96	Giovanni BELIOSSI	26	26	William WHITE	25	624	Matthew FEDRICK	2:27.500
ROW 8	24	8	Dave SAUNDERS	23	21	Carl MITCHELL	22	4	Tom VAUGHAN	2:10.137 2:04.210 2:04.190
ROW 7	21	83	Harris BEECH	20	7	Thomas BENSTED	19	100	Craig HOWTON	2:03.808 2:01.917 1:58.723
ROW 6	18	19	Michael REGAN	17	134	Donald GILBERT	16	112	James NAGY	1:58.562 1:56.566 1:55.850
ROW 5	15	404	Tommy HEMPHILL	14	36	Harry FOWLE	13	59	Caiden WILKINSON	1:55.559 1:55.516 1:54.979
ROW 4	12	818	Alex BARKER	11	56	Michael MILLS	10	3	Joey LAMBDEN	1:54.359 1:54.306 1:54.012
ROW 3	9	888	Hayden WOOD	8	13	Doug EDMONDSON	7	99	Jamie Le MASURIER	1:53.874 1:52.526 1:51.813
ROW 2	6	12	Cedric BLOCH	5	46	Harry ROWLINGS	4	190	Glenn WALSH	1:49.499 1:49.218 1:48.183
ROW 1	3	14	Chris BURRAGE	2	41	Louis VALLELEY	1	188	Dawid KRAWIECKI	1:47.825 1:47.300 1:47.052
Pole										

Brands Hatch GP
Circuit Length = 2.4332 miles

These results are provisional until the conclusion of any judicial and technical matters.

Clerk Of Course :	Steward :	Timekeeper :
-------------------	-----------	--------------

Results can be found at www.tsl-timing.com

Printed - 09:52 Saturday, 03 October 2020



BMCRC - MRO Championships 2020 - Rnd 4 @ Brands Hatch GP

Team Respro MRO 600 inc Clubman 600

RACE 10 - CLASSIFICATION



FOR THE EDGE

POS	NO	CL	PIC NAME	ENTRY	LAPS	TIME	GAP	DIFF	MPH	BEST	ON
1	14		1 Chris BURRAGE	Yamaha R6 - Seton tuning, RD racing, Elgar brother	5	7:59.094			91.42	1:33.184	5
2	188		2 Dawid KRAWIECKI	Yamaha R6 - Code Blue LTD & D A East Electrical	5	8:02.276	3.182	3.182	90.81	1:34.542	5
3	46		3 Harry ROWLINGS	Triumph 675R - BER/ Steve Jordan Motorcycles	5	8:02.458	3.364	0.182	90.78	1:34.474	3
4	26		4 William WHITE	Triumph 675R - JP. Guivier	5	8:05.844	6.750	3.386	90.15	1:33.615	5
5	190		5 Glenn WALSH	Yamaha R6 - Walters Medical	5	8:05.914	6.820	0.070	90.13	1:34.908	4
6	112		6 James NAGY	Kawasaki ZX600R - Steelmate	5	8:07.614	8.520	1.700	89.82	1:35.317	5
7	56		7 Michael MILLS	Yamaha R6 - A51 Racing, The Wokingham Bar Con	5	8:10.547	11.453	2.933	89.28	1:35.681	5
8	13		8 Doug EDMONDSON	Triumph Daytona - Stan Stephens Tuning	5	8:11.967	12.873	1.420	89.02	1:36.489	4
9	36		9 Harry FOWLE	Triumph 675R - BER/ Steve Jordan Motorcycles	5	8:12.699	13.605	0.732	88.89	1:36.131	5
10	12	C	1 Cedric BLOCH	Kawasaki ZX6R - Brigit's Group & SDC Performance	5	8:21.485	22.391	8.786	87.33	1:37.773	2
11	100	C	2 Craig HOWTON	Kawasaki ZX6R - ME	5	8:31.134	32.040	9.649	85.69	1:40.489	5
12	99		10 Jamie Le MASURIER	Triumph Daytona 675R - Pipework Solutions Ltd	5	8:31.439	32.345	0.305	85.63	1:40.398	5
13	404	C	3 Tommy HEMPHILL	Yamaha R6 -	5	8:31.626	32.532	0.187	85.60	1:39.585	4
14	134		11 Donald GILBERT	Kawasaki ZX6R - S and N tyres	5	8:32.192	33.098	0.566	85.51	1:39.764	4
15	818	C	4 Alex BARKER	Yamaha R6 - SS5 Construction LTD	5	8:33.989	34.895	1.797	85.21	1:39.798	5
16	888		12 Hayden WOOD	Yamaha R6 -	5	8:40.438	41.344	6.449	84.15	1:41.762	4
17	3		13 Joey LAMBDEN	Kawasaki ZX600 RBF -	5	8:40.611	41.517	0.173	84.13	1:41.135	4
18	8	C	5 Dave SAUNDERS	Honda CBR600 -	5	8:41.102	42.008	0.491	84.05	1:41.679	5
19	4	C	6 Tom VAUGHAN	Yamaha R6 - Go Racing Developments	5	8:47.024	47.930	5.922	83.10	1:42.524	4
20	59	C	7 Caiden WILKINSON	Yamaha R6 - RB Electrics	5	8:48.778	49.684	1.754	82.83	1:42.831	4
21	83		14 Harris BEECH	Yamaha R6 - Batham Racing	5	9:01.332	1:02.238	12.554	80.91	1:43.961	5
22	7	C	8 Thomas BENSTED	Triumph 675R - Significant Debt Racing	5	9:01.854	1:02.760	0.522	80.83	1:44.589	5
23	624	C	9 Matthew FEDRICK	Yamaha R6 - Matthew Fedrick farriers ltd/ Palmer R	5	9:02.330	1:03.236	0.476	80.76	1:44.528	5
24	19		15 Michael REGAN	Honda CBR600RR - West country windings	5	9:08.132	1:09.038	5.802	79.90	1:45.426	5
25	21		16 Carl MITCHELL	Yamaha R6 - Beaute Agri AJL Garden Services	5	9:32.440	1:33.346	24.308	76.51	1:51.698	5

NOT CLASSIFIED

DNF	41		Louis VALLELEY	Yamaha R6 - Team V	0						
-----	----	--	----------------	--------------------	---	--	--	--	--	--	--

FASTEST LAP

14			Chris BURRAGE	Yamaha R6 - Seton tuning, RD racing, Elgar brother	5	1:33.184			94.00 mph	151.28 kph	
12	C		Cedric BLOCH	Kawasaki ZX6R - Brigit's Group & SDC Performance	2	1:37.773			89.59 mph	144.18 kph	

Class - 92.5% of Race Speed = 84.56 mph
 Class C - 92.5% of Race Speed = 80.78 mph

Brands Hatch GP
 Circuit Length = 2.4332 miles
 Start: 15:15 Flag 15:23 End: 15:25

Weather / Track : Cloudy / Dry

These results are provisional until the conclusion of any judicial and technical matters.

Clerk Of Course :	Steward :	Timekeeper :
-------------------	-----------	--------------

Results can be found at www.tsl-timing.com

Printed - 15:25 Saturday, 03 October 2020



BMCRC - MRO Championships 2020 - Rnd 4 @ Brands Hatch GP

Team Respro MRO 600 inc Clubman 600

RACE 10 - LAP CHART

LAP 1 @ 15:17:12.344

NO	BEHIND	LAP TIME
14		1:42.117
188	0.395	1:42.512
46	0.980	1:43.097
190	1.530	1:43.647
13	1.982	1:44.099
56	2.153	1:44.270
112	2.389	1:44.506
36	3.906	1:46.023
12	4.677	1:46.794
100	5.239	1:47.356
26	5.276	1:47.393
99	5.677	1:47.794
818	7.377	1:49.494
134	7.654	1:49.771
404	8.548	1:50.665
888	9.353	1:51.470
3	9.674	1:51.791
8	11.052	1:53.169
59	11.978	1:54.095
4	12.151	1:54.268
83	13.894	1:56.011
7	14.178	1:56.295
624	15.065	1:57.182
19	16.780	1:58.897
21	18.119	2:00.236

LAP 2 @ 15:18:47.970

NO	BEHIND	LAP TIME
14		1:35.626
188	0.429	1:35.660
46	1.220	1:35.866
190	1.807	1:35.903
13	3.264	1:36.908
112	3.396	1:36.633
56	4.515	1:37.988
36	5.374	1:37.094
26	5.512	1:35.862
12	6.824	1:37.773
100	11.089	1:41.476
99	11.332	1:41.281
818	13.161	1:41.410
134	13.497	1:41.469
404	13.751	1:40.829
888	16.432	1:42.705
3	16.911	1:42.863
8	17.590	1:42.164
4	20.784	1:44.259
59	21.579	1:45.227
83	26.892	1:48.624
7	27.936	1:49.384
624	28.234	1:48.795
19	28.517	1:47.363
21	35.114	1:52.621

LAP 3 @ 15:20:22.265

NO	BEHIND	LAP TIME
14		1:34.295
188	0.837	1:34.703
46	1.399	1:34.474
190	2.757	1:35.245
112	4.648	1:35.547

13	6.218	1:37.249
26	6.331	1:35.114
56	6.556	1:36.336
36	7.771	1:36.692
12	10.799	1:38.270
100	17.718	1:40.924
99	17.998	1:40.961
404	19.828	1:40.372
134	20.337	1:41.135
818	21.288	1:42.422
888	24.298	1:42.161
3	25.051	1:42.435
8	25.315	1:42.020
4	29.612	1:43.123
59	31.029	1:43.745
83	39.519	1:46.922
7	39.872	1:46.231
624	40.610	1:46.671
19	42.478	1:48.256
21	54.884	1:54.065

LAP 4 @ 15:21:56.137

NO	BEHIND	LAP TIME
14		1:33.872
188	1.824	1:34.859
46	2.053	1:34.526
190	3.793	1:34.908
26	6.319	1:33.860
112	6.387	1:35.611
13	8.835	1:36.489
56	8.956	1:36.272
36	10.658	1:36.759
12	16.294	1:39.367
100	24.735	1:40.889
99	25.131	1:41.005
404	25.541	1:39.585
134	26.229	1:39.764
818	28.281	1:40.865
888	32.188	1:41.762
3	32.314	1:41.135
8	33.513	1:42.070
4	38.264	1:42.524
59	39.988	1:42.831
7	51.355	1:45.355
83	51.461	1:45.814
624	51.892	1:45.154
19	56.796	1:48.190
21	1:14.832	1:53.820

LAP 5 @ 15:23:29.321

NO	BEHIND	LAP TIME
14		1:33.184
188	3.182	1:34.542
46	3.364	1:34.495
26	6.750	1:33.615
190	6.820	1:36.211
112	8.520	1:35.317
56	11.453	1:35.681
13	12.873	1:37.222
36	13.605	1:36.131
12	22.391	1:39.281
100	32.040	1:40.489
99	32.345	1:40.398
404	32.532	1:40.175

Weather / Track : Cloudy / Dry

Results can be found at www.tsl-timing.com

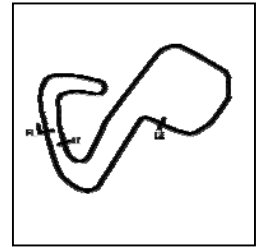
Brands Hatch GP
Circuit Length = 2.4332 miles
Start: 15:15 Flag 15:23 End: 15:25

Printed - 15:25 Saturday, 03 October 2020

BMCRC - MRO Championships 2020 - Rnd 4 @ Brands Hatch GP

Team Respro MRO 600 inc Clubman 600

RACE 10 - SECTOR ANALYSIS



SECTOR 1 = FL to I1, SECTOR 2 = I1 to I2, SECTOR 3 = I2 to FL, DIFF = Difference To Personal Best Lap, P = Crossed Finish Line in Pit Lane, D = Time Disallowed

P1 14		Chris BURRAGE		Yamaha R6 - Seton tuning, RD racing, Elgar brothers, ruthless r			
IDEAL LAP TIME : 1:33.184		BEST LAP TIME : 1:33.184		DIFFERENCE : 0.000			
LAP	SECTOR 1	SECTOR 2	SECTOR 3	LAP TIME	MPH	DIFF	TIME OF DAY
1 -		43.348	22.706	1:42.117	85.78	8.933	15:17:12.344
2 -	30.867	42.527	22.232	1:35.626	91.60	2.442	15:18:47.970
3 -	30.107	42.096	22.092	1:34.295 (3)	92.89	1.111	15:20:22.265
4 -	29.853	41.927	22.092	1:33.872 (2)	93.31	0.688	15:21:56.137
5 -	29.764	41.516	21.904	1:33.184 (1)	94.00		15:23:29.321

P2 188		Dawid KRAWIECKI		Yamaha R6 - Code Blue LTD & D A East Electrical			
IDEAL LAP TIME : 1:34.424		BEST LAP TIME : 1:34.542		DIFFERENCE : 0.118			
LAP	SECTOR 1	SECTOR 2	SECTOR 3	LAP TIME	MPH	DIFF	TIME OF DAY
1 -		43.587	22.739	1:42.512	85.45	7.970	15:17:12.739
2 -	30.499	42.870	22.291	1:35.660	91.57	1.118	15:18:48.399
3 -	30.075	42.458	22.170	1:34.703 (2)	92.49	0.161	15:20:23.102
4 -	30.054	42.611	22.194	1:34.859 (3)	92.34	0.317	15:21:57.961
5 -	29.796	42.503	22.243	1:34.542 (1)	92.65		15:23:32.503

P3 46		Harry ROWLINGS		Triumph 675R - BER/ Steve Jordan Motorcycles			
IDEAL LAP TIME : 1:34.284		BEST LAP TIME : 1:34.474		DIFFERENCE : 0.190			
LAP	SECTOR 1	SECTOR 2	SECTOR 3	LAP TIME	MPH	DIFF	TIME OF DAY
1 -		43.590	22.735	1:43.097	84.96	8.623	15:17:13.324
2 -	31.014	42.559	22.293	1:35.866	91.37	1.392	15:18:49.190
3 -	30.086	42.100	22.288	1:34.474 (1)	92.72		15:20:23.664
4 -	30.027	42.148	22.351	1:34.526 (3)	92.67	0.052	15:21:58.190
5 -	29.896	42.261	22.338	1:34.495 (2)	92.70	0.021	15:23:32.685

P4 26		William WHITE		Triumph 675R - JP. Guivier			
IDEAL LAP TIME : 1:33.392		BEST LAP TIME : 1:33.615		DIFFERENCE : 0.223			
LAP	SECTOR 1	SECTOR 2	SECTOR 3	LAP TIME	MPH	DIFF	TIME OF DAY
1 -		44.459	22.649	1:47.393	81.56	13.778	15:17:17.620
2 -	30.979	42.707	22.176	1:35.862	91.37	2.247	15:18:53.482
3 -	30.232	42.942	21.940	1:35.114 (3)	92.09	1.499	15:20:28.596
4 -	30.054	42.012	21.794	1:33.860 (2)	93.32	0.245	15:22:02.456
5 -	29.720	41.878	22.017	1:33.615 (1)	93.57		15:23:36.071

P5 190		Glenn WALSH		Yamaha R6 - Walters Medical			
IDEAL LAP TIME : 1:34.830		BEST LAP TIME : 1:34.908		DIFFERENCE : 0.078			
LAP	SECTOR 1	SECTOR 2	SECTOR 3	LAP TIME	MPH	DIFF	TIME OF DAY
1 -		43.685	22.658	1:43.647	84.51	8.739	15:17:13.874
2 -	30.773	42.772	22.358	1:35.903 (3)	91.34	0.995	15:18:49.777
3 -	30.241	42.682	22.322	1:35.245 (2)	91.97	0.337	15:20:25.022
4 -	30.253	42.267	22.388	1:34.908 (1)	92.29		15:21:59.930
5 -	30.462	43.054	22.695	1:36.211	91.04	1.303	15:23:36.141

P6 112		James NAGY		Kawasaki ZX600R - Steelmate			
IDEAL LAP TIME : 1:35.317		BEST LAP TIME : 1:35.317		DIFFERENCE : 0.000			
LAP	SECTOR 1	SECTOR 2	SECTOR 3	LAP TIME	MPH	DIFF	TIME OF DAY
1 -		44.042	22.625	1:44.506	83.82	9.189	15:17:14.733
2 -	31.053	43.110	22.470	1:36.633	90.65	1.316	15:18:51.366
3 -	30.447	42.774	22.326	1:35.547 (2)	91.68	0.230	15:20:26.913
4 -	30.506	42.729	22.376	1:35.611 (3)	91.61	0.294	15:22:02.524
5 -	30.377	42.619	22.321	1:35.317 (1)	91.90		15:23:37.841

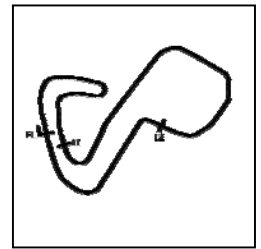
Weather / Track : Cloudy / Dry

Brands Hatch GP
Circuit Length = 2.4332 miles
Start: 15:15 Flag 15:23 End: 15:25

BMCRC - MRO Championships 2020 - Rnd 4 @ Brands Hatch GP

Team Respro MRO 600 inc Clubman 600

RACE 10 - SECTOR ANALYSIS



SECTOR 1 = FL to I1, SECTOR 2 = I1 to I2, SECTOR 3 = I2 to FL, DIFF = Difference To Personal Best Lap, P = Crossed Finish Line in Pit Lane, D = Time Disallowed

P7 56		Michael MILLS		Yamaha R6 - A51 Racing, The Wokingham Bar Company			
IDEAL LAP TIME : 1:35.599		BEST LAP TIME : 1:35.681		DIFFERENCE : 0.082			
LAP	SECTOR 1	SECTOR 2	SECTOR 3	LAP TIME	MPH	DIFF	TIME OF DAY
1 -		43.833	22.680	1:44.270	84.01	8.589	15:17:14.497
2 -	31.755	43.813	22.420	1:37.988	89.39	2.307	15:18:52.485
3 -	30.794	43.042	22.500	1:36.336 (3)	90.93	0.655	15:20:28.821
4 -	31.064	42.914	22.294	1:36.272 (2)	90.99	0.591	15:22:05.093
5 -	30.659	42.646	22.376	1:35.681 (1)	91.55		15:23:40.774

P8 13		Doug EDMONDSON		Triumph Daytona - Stan Stephens Tuning			
IDEAL LAP TIME : 1:36.489		BEST LAP TIME : 1:36.489		DIFFERENCE : 0.000			
LAP	SECTOR 1	SECTOR 2	SECTOR 3	LAP TIME	MPH	DIFF	TIME OF DAY
1 -		44.194	22.730	1:44.099	84.14	7.610	15:17:14.326
2 -	31.173	43.145	22.590	1:36.908 (2)	90.39	0.419	15:18:51.234
3 -	31.146	43.443	22.660	1:37.249	90.07	0.760	15:20:28.483
4 -	30.989	42.920	22.580	1:36.489 (1)	90.78		15:22:04.972
5 -	31.010	43.175	23.037	1:37.222 (3)	90.10	0.733	15:23:42.194

P9 36		Harry FOWLE		Triumph 675R - BER/ Steve Jordan Motorcycles			
IDEAL LAP TIME : 1:36.131		BEST LAP TIME : 1:36.131		DIFFERENCE : 0.000			
LAP	SECTOR 1	SECTOR 2	SECTOR 3	LAP TIME	MPH	DIFF	TIME OF DAY
1 -		44.597	23.001	1:46.023	82.62	9.892	15:17:16.250
2 -	31.322	43.131	22.641	1:37.094	90.22	0.963	15:18:53.344
3 -	31.034	43.079	22.579	1:36.692 (2)	90.59	0.561	15:20:30.036
4 -	30.890	43.204	22.665	1:36.759 (3)	90.53	0.628	15:22:06.795
5 -	30.718	42.939	22.474	1:36.131 (1)	91.12		15:23:42.926

P10 12 C		Cedric BLOCH		Kawasaki ZX6R - Brigit's Group & SDC Performance			
IDEAL LAP TIME : 1:37.444		BEST LAP TIME : 1:37.773		DIFFERENCE : 0.329			
LAP	SECTOR 1	SECTOR 2	SECTOR 3	LAP TIME	MPH	DIFF	TIME OF DAY
1 -		45.177	23.418	1:46.794	82.02	9.021	15:17:17.021
2 -	31.360	43.493	22.920	1:37.773 (1)	89.59		15:18:54.794
3 -	31.031	44.095	23.144	1:38.270 (2)	89.14	0.497	15:20:33.064
4 -	31.563	44.393	23.411	1:39.367	88.15	1.594	15:22:12.431
5 -	31.584	44.349	23.348	1:39.281 (3)	88.23	1.508	15:23:51.712

P11 100 C		Craig HOWTON		Kawasaki ZX6R - ME			
IDEAL LAP TIME : 1:40.137		BEST LAP TIME : 1:40.489		DIFFERENCE : 0.352			
LAP	SECTOR 1	SECTOR 2	SECTOR 3	LAP TIME	MPH	DIFF	TIME OF DAY
1 -		45.345	23.253	1:47.356	81.59	6.867	15:17:17.583
2 -	32.405	45.532	23.539	1:41.476	86.32	0.987	15:18:59.059
3 -	32.311	45.133	23.480	1:40.924 (3)	86.79	0.435	15:20:39.983
4 -	32.061	45.282	23.546	1:40.889 (2)	86.82	0.400	15:22:20.872
5 -	32.382	44.823	23.284	1:40.489 (1)	87.17		15:24:01.361

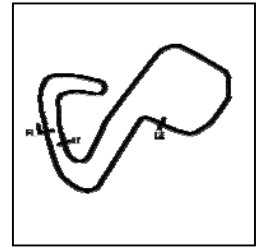
P12 99		Jamie Le MASURIER		Triumph Daytona 675R - Pipework Solutions Ltd			
IDEAL LAP TIME : 1:40.398		BEST LAP TIME : 1:40.398		DIFFERENCE : 0.000			
LAP	SECTOR 1	SECTOR 2	SECTOR 3	LAP TIME	MPH	DIFF	TIME OF DAY
1 -		45.581	23.350	1:47.794	81.26	7.396	15:17:18.021
2 -	32.413	45.383	23.485	1:41.281	86.49	0.883	15:18:59.302
3 -	32.374	45.278	23.309	1:40.961 (2)	86.76	0.563	15:20:40.263
4 -	32.209	45.275	23.521	1:41.005 (3)	86.72	0.607	15:22:21.268
5 -	32.194	45.063	23.141	1:40.398 (1)	87.25		15:24:01.666

Weather / Track : Cloudy / Dry

BMCRC - MRO Championships 2020 - Rnd 4 @ Brands Hatch GP

Team Respro MRO 600 inc Clubman 600

RACE 10 - SECTOR ANALYSIS



SECTOR 1 = FL to I1, SECTOR 2 = I1 to I2, SECTOR 3 = I2 to FL, DIFF = Difference To Personal Best Lap, P = Crossed Finish Line in Pit Lane, D = Time Disallowed

P13 404 C		Tommy HEMPHILL		Yamaha R6 -			
IDEAL LAP TIME : 1:39.472		BEST LAP TIME : 1:39.585		DIFFERENCE : 0.113			
LAP	SECTOR 1	SECTOR 2	SECTOR 3	LAP TIME	MPH	DIFF	TIME OF DAY
1 -		46.351	23.681	1:50.665	79.15	11.080	15:17:20.892
2 -	32.133	45.317	23.379	1:40.829	86.87	1.244	15:19:01.721
3 -	31.993	45.021	23.358	1:40.372 (3)	87.27	0.787	15:20:42.093
4 -	32.041	44.436	23.108	1:39.585 (1)	87.96		15:22:21.678
5 -	31.928	45.043	23.204	1:40.175 (2)	87.44	0.590	15:24:01.853

P14 134		Donald GILBERT		Kawasaki ZX6R - S and N tyres			
IDEAL LAP TIME : 1:39.546		BEST LAP TIME : 1:39.764		DIFFERENCE : 0.218			
LAP	SECTOR 1	SECTOR 2	SECTOR 3	LAP TIME	MPH	DIFF	TIME OF DAY
1 -		46.701	23.512	1:49.771	79.80	10.007	15:17:19.998
2 -	32.727	45.502	23.240	1:41.469	86.33	1.705	15:19:01.467
3 -	32.815	45.292	23.028	1:41.135 (3)	86.61	1.371	15:20:42.602
4 -	32.037	44.781	22.946	1:39.764 (1)	87.80		15:22:22.366
5 -	31.819	45.283	22.951	1:40.053 (2)	87.55	0.289	15:24:02.419

P15 818 C		Alex BARKER		Yamaha R6 - SS5 Construction LTD			
IDEAL LAP TIME : 1:39.798		BEST LAP TIME : 1:39.798		DIFFERENCE : 0.000			
LAP	SECTOR 1	SECTOR 2	SECTOR 3	LAP TIME	MPH	DIFF	TIME OF DAY
1 -		46.421	23.834	1:49.494	80.00	9.696	15:17:19.721
2 -	32.701	45.114	23.595	1:41.410 (3)	86.38	1.612	15:19:01.131
3 -	32.961	45.895	23.566	1:42.422	85.52	2.624	15:20:43.553
4 -	32.007	45.077	23.781	1:40.865 (2)	86.84	1.067	15:22:24.418
5 -	31.861	44.574	23.363	1:39.798 (1)	87.77		15:24:04.216

P16 888		Hayden WOOD		Yamaha R6 -			
IDEAL LAP TIME : 1:41.611		BEST LAP TIME : 1:41.762		DIFFERENCE : 0.151			
LAP	SECTOR 1	SECTOR 2	SECTOR 3	LAP TIME	MPH	DIFF	TIME OF DAY
1 -		46.706	24.479	1:51.470	78.58	9.708	15:17:21.697
2 -	32.981	45.920	23.804	1:42.705	85.29	0.943	15:19:04.402
3 -	33.058	45.350	23.753	1:42.161 (2)	85.74	0.399	15:20:46.563
4 -	32.530	45.501	23.731	1:41.762 (1)	86.08		15:22:28.325
5 -	32.722	45.620	23.998	1:42.340 (3)	85.59	0.578	15:24:10.665

P17 3		Joey LAMB DEN		Kawasaki ZX600 RBF -			
IDEAL LAP TIME : 1:41.135		BEST LAP TIME : 1:41.135		DIFFERENCE : 0.000			
LAP	SECTOR 1	SECTOR 2	SECTOR 3	LAP TIME	MPH	DIFF	TIME OF DAY
1 -		46.787	23.967	1:51.791	78.35	10.656	15:17:22.018
2 -	33.056	45.779	24.028	1:42.863	85.16	1.728	15:19:04.881
3 -	32.896	45.785	23.754	1:42.435 (3)	85.51	1.300	15:20:47.316
4 -	32.327	45.163	23.645	1:41.135 (1)	86.61		15:22:28.451
5 -	32.855	45.547	23.985	1:42.387 (2)	85.55	1.252	15:24:10.838

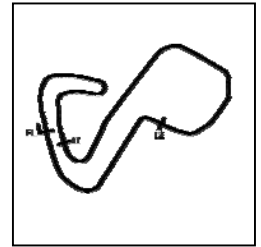
P18 8 C		Dave SAUNDERS		Honda CBR600 -			
IDEAL LAP TIME : 1:41.679		BEST LAP TIME : 1:41.679		DIFFERENCE : 0.000			
LAP	SECTOR 1	SECTOR 2	SECTOR 3	LAP TIME	MPH	DIFF	TIME OF DAY
1 -		47.357	24.346	1:53.169	77.40	11.490	15:17:23.396
2 -	32.256	45.971	23.937	1:42.164	85.74	0.485	15:19:05.560
3 -	32.484	45.805	23.731	1:42.020 (2)	85.86	0.341	15:20:47.580
4 -	32.434	45.793	23.843	1:42.070 (3)	85.82	0.391	15:22:29.650
5 -	32.231	45.788	23.660	1:41.679 (1)	86.15		15:24:11.329

Weather / Track : Cloudy / Dry

BMCRC - MRO Championships 2020 - Rnd 4 @ Brands Hatch GP

Team Respro MRO 600 inc Clubman 600

RACE 10 - SECTOR ANALYSIS



SECTOR 1 = FL to I1, SECTOR 2 = I1 to I2, SECTOR 3 = I2 to FL, DIFF = Difference To Personal Best Lap, P = Crossed Finish Line in Pit Lane, D = Time Disallowed

P19		4 C		Tom VAUGHAN		Yamaha R6 - Go Racing Developments	
IDEAL LAP TIME : 1:42.379		BEST LAP TIME : 1:42.524		DIFFERENCE : 0.145			
LAP	SECTOR 1	SECTOR 2	SECTOR 3	LAP TIME	MPH	DIFF	TIME OF DAY
1 -		47.807	24.561	1:54.268	76.66	11.744	15:17:24.495
2 -	33.439	46.844	23.976	1:44.259	84.02	1.735	15:19:08.754
3 -	32.917	46.186	24.020	1:43.123 (3)	84.94	0.599	15:20:51.877
4 -	32.947	45.776	23.801	1:42.524 (1)	85.44		15:22:34.401
5 -	32.802	46.152	23.896	1:42.850 (2)	85.17	0.326	15:24:17.251

P20		59 C		Caiden WILKINSON		Yamaha R6 - RB Electrics	
IDEAL LAP TIME : 1:42.776		BEST LAP TIME : 1:42.831		DIFFERENCE : 0.055			
LAP	SECTOR 1	SECTOR 2	SECTOR 3	LAP TIME	MPH	DIFF	TIME OF DAY
1 -		47.868	24.792	1:54.095	76.77	11.264	15:17:24.322
2 -	33.639	47.603	23.985	1:45.227	83.24	2.396	15:19:09.549
3 -	32.837	46.920	23.988	1:43.745 (3)	84.43	0.914	15:20:53.294
4 -	32.872	46.121	23.838	1:42.831 (1)	85.18		15:22:36.125
5 -	32.913	46.149	23.818	1:42.880 (2)	85.14	0.049	15:24:19.005

P21		83		Harris BEECH		Yamaha R6 - Batham Racing	
IDEAL LAP TIME : 1:43.961		BEST LAP TIME : 1:43.961		DIFFERENCE : 0.000			
LAP	SECTOR 1	SECTOR 2	SECTOR 3	LAP TIME	MPH	DIFF	TIME OF DAY
1 -		48.500	25.217	1:56.011	75.50	12.050	15:17:26.238
2 -	34.998	48.575	25.051	1:48.624	80.64	4.663	15:19:14.862
3 -	34.397	47.721	24.804	1:46.922 (3)	81.92	2.961	15:21:01.784
4 -	33.864	47.043	24.907	1:45.814 (2)	82.78	1.853	15:22:47.598
5 -	33.403	46.287	24.271	1:43.961 (1)	84.26		15:24:31.559

P22		7 C		Thomas BENSTED		Triumph 675R - Significant Debt Racing	
IDEAL LAP TIME : 1:44.589		BEST LAP TIME : 1:44.589		DIFFERENCE : 0.000			
LAP	SECTOR 1	SECTOR 2	SECTOR 3	LAP TIME	MPH	DIFF	TIME OF DAY
1 -		49.502	25.117	1:56.295	75.32	11.706	15:17:26.522
2 -	35.430	48.624	25.330	1:49.384	80.08	4.795	15:19:15.906
3 -	34.106	47.613	24.512	1:46.231 (3)	82.46	1.642	15:21:02.137
4 -	33.938	46.836	24.581	1:45.355 (2)	83.14	0.766	15:22:47.492
5 -	33.803	46.741	24.045	1:44.589 (1)	83.75		15:24:32.081

P23		624 C		Matthew FEDRICK		Yamaha R6 - Matthew Fedrick farriers ltd/ Palmer Race Skool	
IDEAL LAP TIME : 1:44.528		BEST LAP TIME : 1:44.528		DIFFERENCE : 0.000			
LAP	SECTOR 1	SECTOR 2	SECTOR 3	LAP TIME	MPH	DIFF	TIME OF DAY
1 -		48.595	25.528	1:57.182	74.75	12.654	15:17:27.409
2 -	35.060	48.530	25.205	1:48.795	80.51	4.267	15:19:16.204
3 -	34.464	47.336	24.871	1:46.671 (3)	82.12	2.143	15:21:02.875
4 -	33.731	46.768	24.655	1:45.154 (2)	83.30	0.626	15:22:48.029
5 -	33.623	46.711	24.194	1:44.528 (1)	83.80		15:24:32.557

P24		19		Michael REGAN		Honda CBR600RR - West country windings	
IDEAL LAP TIME : 1:45.265		BEST LAP TIME : 1:45.426		DIFFERENCE : 0.161			
LAP	SECTOR 1	SECTOR 2	SECTOR 3	LAP TIME	MPH	DIFF	TIME OF DAY
1 -		50.345	25.147	1:58.897	73.67	13.471	15:17:29.124
2 -	34.704	48.091	24.568	1:47.363 (2)	81.59	1.937	15:19:16.487
3 -	34.242	49.324	24.690	1:48.256	80.91	2.830	15:21:04.743
4 -	33.840	50.184	24.166	1:48.190 (3)	80.96	2.764	15:22:52.933
5 -	33.278	47.821	24.327	1:45.426 (1)	83.08		15:24:38.359

Weather / Track : Cloudy / Dry

Brands Hatch GP

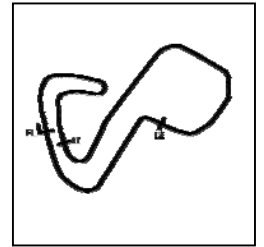
Circuit Length = 2.4332 miles

Start: 15:15 Flag 15:23 End: 15:25

BMCRC - MRO Championships 2020 - Rnd 4 @ Brands Hatch GP

Team Respro MRO 600 inc Clubman 600

RACE 10 - SECTOR ANALYSIS



SECTOR 1 = FL to I1, SECTOR 2 = I1 to I2, SECTOR 3 = I2 to FL, DIFF = Difference To Personal Best Lap, P = Crossed Finish Line in Pit Lane, D = Time Disallowed

P25 21		Carl MITCHELL		Yamaha R6 - Beaute Agri AJL Garden Services			
IDEAL LAP TIME : 1:51.335		BEST LAP TIME : 1:51.698		DIFFERENCE : 0.363			
LAP	SECTOR 1	SECTOR 2	SECTOR 3	LAP TIME	MPH	DIFF	TIME OF DAY
1 -		49.906	25.821	2:00.236	72.85	8.538	15:17:30.463
2 -	36.128	50.141	26.352	1:52.621 (2)	77.78	0.923	15:19:23.084
3 -	36.480	51.190	26.395	1:54.065	76.79	2.367	15:21:17.149
4 -	36.608	50.672	26.540	1:53.820 (3)	76.96	2.122	15:23:10.969
5 -	36.266	49.386	26.046	1:51.698 (1)	78.42		15:25:02.667

Weather / Track : Cloudy / Dry

Results can be found at www.tsl-timing.com

Page 5 of 5

Brands Hatch GP
Circuit Length = 2.4332 miles
Start: 15:15 Flag 15:23 End: 15:25

Printed - 15:26 Saturday, 03 October 2020

BMCRC - MRO Championships 2020 - Rnd 4 @ Brands Hatch GP

Team Respro MRO 600 inc Clubman 600

RACE 10 - BEST SECTORS

SECTOR 1				SECTOR 2				SECTOR 3				IDEAL / BEST COMPARISON			
POS	NO	NAME	TIME	NO	NAME	TIME	NO	NAME	TIME	POS	NO	NAME	IDEAL	BEST	DIFF
													PERFECT LAP	1:33.030	
1	26	WHITE	29.720	14	BURRAGE	41.516	26	WHITE	21.794	1	14	BURRAGE	1:33.184	1:33.184	0.000
2	14	BURRAGE	29.764	26	WHITE	41.878	14	BURRAGE	21.904	2	26	WHITE	1:33.392	1:33.615	0.223
3	188	KRAWIECKI	29.796	46	ROWLINGS	42.100	188	KRAWIECKI	22.170	3	46	ROWLINGS	1:34.284	1:34.474	0.190
4	46	ROWLINGS	29.896	190	WALSH	42.267	46	ROWLINGS	22.288	4	188	KRAWIECKI	1:34.424	1:34.542	0.118
5	190	WALSH	30.241	188	KRAWIECKI	42.458	56	MILLS	22.294	5	190	WALSH	1:34.830	1:34.908	0.078
6	112	NAGY	30.377	112	NAGY	42.619	112	NAGY	22.321	6	112	NAGY	1:35.317	1:35.317	0.000
7	56	MILLS	30.659	56	MILLS	42.646	190	WALSH	22.322	7	56	MILLS	1:35.599	1:35.681	0.082
8	36	FOWLE	30.718	13	EDMONDSON	42.920	36	FOWLE	22.474	8	36	FOWLE	1:36.131	1:36.131	0.000
9	13	EDMONDSON	30.989	36	FOWLE	42.939	13	EDMONDSON	22.580	9	13	EDMONDSON	1:36.489	1:36.489	0.000
10	12	BLOCH	31.031	12	BLOCH	43.493	12	BLOCH	22.920	10	12	BLOCH	1:37.444	1:37.773	0.329
11	134	GILBERT	31.819	404	HEMPHILL	44.436	134	GILBERT	22.946	11	404	HEMPHILL	1:39.472	1:39.585	0.113
12	818	BARKER	31.861	818	BARKER	44.574	404	HEMPHILL	23.108	12	134	GILBERT	1:39.546	1:39.764	0.218
13	404	HEMPHILL	31.928	134	GILBERT	44.781	99	MASURIER	23.141	13	818	BARKER	1:39.798	1:39.798	0.000
14	100	HOWTON	32.061	100	HOWTON	44.823	100	HOWTON	23.253	14	100	HOWTON	1:40.137	1:40.489	0.352
15	99	MASURIER	32.194	99	MASURIER	45.063	818	BARKER	23.363	15	99	MASURIER	1:40.398	1:40.398	0.000
16	8	SAUNDERS	32.231	3	LAMBEN	45.163	3	LAMBEN	23.645	16	3	LAMBEN	1:41.135	1:41.135	0.000
17	3	LAMBEN	32.327	888	WOOD	45.350	8	SAUNDERS	23.660	17	888	WOOD	1:41.611	1:41.762	0.151
18	888	WOOD	32.530	4	VAUGHAN	45.776	888	WOOD	23.731	18	8	SAUNDERS	1:41.679	1:41.679	0.000
19	4	VAUGHAN	32.802	8	SAUNDERS	45.788	4	VAUGHAN	23.801	19	4	VAUGHAN	1:42.379	1:42.524	0.145
20	59	WILKINSON	32.837	59	WILKINSON	46.121	59	WILKINSON	23.818	20	59	WILKINSON	1:42.776	1:42.831	0.055
21	19	REGAN	33.278	83	BEECH	46.287	7	BENSTED	24.045	21	83	BEECH	1:43.961	1:43.961	0.000
22	83	BEECH	33.403	624	FEDRICK	46.711	19	REGAN	24.166	22	624	FEDRICK	1:44.528	1:44.528	0.000
23	624	FEDRICK	33.623	7	BENSTED	46.741	624	FEDRICK	24.194	23	7	BENSTED	1:44.589	1:44.589	0.000
24	7	BENSTED	33.803	19	REGAN	47.821	83	BEECH	24.271	24	19	REGAN	1:45.265	1:45.426	0.161
25	21	MITCHELL	36.128	21	MITCHELL	49.386	21	MITCHELL	25.821	25	21	MITCHELL	1:51.335	1:51.698	0.363
26															

Weather / Track : Cloudy / Dry

Results can be found at www.tsl-timing.com

Brands Hatch GP

Circuit Length = 2.4332 miles

Start: 15:15 Flag 15:23 End: 15:25

Printed - 15:26 Saturday, 03 October 2020

BMCRC - MRO Championships 2020 - Rnd 4 @ Brands Hatch GP

Team Respro MRO 600 inc Clubman 600

RACE 10 - STATISTICS

Competitors Started 26
Planned Start 2020-10-03 @ 15:00:00.000
Actual Start 2020-10-03 @ 15:15:30.226
Finish Time 2020-10-03 @ 15:23:29.320
Track Length 2.4332mi.
Total Laps 125
Total Distance Covered 304.1611mi.

Session Fastest Lap History

NO	CL	NAME	LAP TIME	TIME OF DAY	LAP	VEHICLE
14		Chris BURRAGE	1:35.626	15:18:47.984	2	Yamaha R6
14		Chris BURRAGE	1:34.295	15:20:22.279	3	Yamaha R6
14		Chris BURRAGE	1:33.872	15:21:56.150	4	Yamaha R6
26		William WHITE	1:33.860	15:22:02.466	4	Triumph 675R
14		Chris BURRAGE	1:33.184	15:23:29.332	5	Yamaha R6

Session Leader History

NO	CL	NAME	FROM LAP	LAPS LED	DISTANCE	VEHICLE
14		Chris BURRAGE	1	5	12.16 miles	Yamaha R6

Flag History

TYPE	TIME OF DAY
GREEN	15:15:30.226
FINISH	15:23:29.320

Flag Statistics

TYPE	COUNT	TOTAL LAPS	TOTAL TIME
Green	1	5	9:35.256
Red	0	0	0.000
Safety Car	0	0	0.000
FCY	0	0	0.000

Weather / Track : Cloudy / Dry

BMCRC - MRO Championships 2020 - Rnd 4 @ Brands Hatch GP

Team Respro MRO 600 inc Clubman 600

RACE 10 - STATISTICS

CLASS :

17 Starters

Fastest Lap History

NO	NAME	LAP TIME	TIME OF DAY	LAP	VEHICLE
14	Chris BURRAGE	1:35.626	15:18:47.984	2	Yamaha R6
14	Chris BURRAGE	1:34.295	15:20:22.279	3	Yamaha R6
14	Chris BURRAGE	1:33.872	15:21:56.150	4	Yamaha R6
26	William WHITE	1:33.860	15:22:02.466	4	Triumph 675R
14	Chris BURRAGE	1:33.184	15:23:29.332	5	Yamaha R6

Leader History

NO	NAME	FROM LAP	LAPS LED	DISTANCE	VEHICLE
14	Chris BURRAGE	1	5	12.16 miles	Yamaha R6

BMCRC - MRO Championships 2020 - Rnd 4 @ Brands Hatch GP

Team Respro MRO 600 inc Clubman 600

RACE 10 - STATISTICS

CLASS : C

9 Starters

Fastest Lap History

NO	NAME	LAP TIME	TIME OF DAY	LAP	VEHICLE
12	Cedric BLOCH	1:37.773	15:18:54.802	2	Kawazaki ZX6R

Leader History

NO	NAME	FROM LAP	LAPS LED	DISTANCE	VEHICLE
12	Cedric BLOCH	1	5	12.16 miles	Kawazaki ZX6R

BMCRC - MRO Championships 2020 - Rnd 4 @ Brands Hatch GP

Team Respro MRO 600 inc Clubman 600

RACE 20 - GRID (5 Laps)



FOR THE EDGE

ROW 9	27	96	Giovanni BELIOSSI	26	41	Louis VALLELEY	25	21	Carl MITCHELL	1:51.698
ROW 8	24	19	Michael REGAN	23	7	Thomas BENSTED	22	624	Matthew FEDRICK	1:44.528
ROW 7	21	83	Harris BEECH	20	59	Caiden WILKINSON	19	4	Tom VAUGHAN	1:42.524
ROW 6	18	888	Hayden WOOD	17	8	Dave SAUNDERS	16	3	Joey LAMBDEN	1:41.135
ROW 5	15	100	Craig HOWTON	14	99	Jamie Le MASURIER	13	818	Alex BARKER	1:39.798
ROW 4	12	134	Donald GILBERT	11	404	Tommy HEMPHILL	10	12	Cedric BLOCH	1:37.773
ROW 3	9	13	Doug EDMONDSON	8	36	Harry FOWLE	7	56	Michael MILLS	1:35.681
ROW 2	6	112	James NAGY	5	190	Glenn WALSH	4	188	Dawid KRAWIECKI	1:34.542
ROW 1	3	46	Harry ROWLINGS	2	26	William WHITE	1	14	Chris BURRAGE	1:33.184
Pole										

Brands Hatch GP
Circuit Length = 2.4332 miles

These results are provisional until the conclusion of any judicial and technical matters.

Clerk Of Course :	Steward :	Timekeeper :
-------------------	-----------	--------------

Results can be found at www.tsl-timing.com

Printed - 15:27 Saturday, 03 October 2020



BMCRC - MRO Championships 2020 - Rnd 4 @ Brands Hatch GP

Team Respro MRO 600 inc Clubman 600

RACE 20 - CLASSIFICATION



FOR THE EDGE

POS	NO	CL	PIC NAME	ENTRY	LAPS	TIME	GAP	DIFF	MPH	BEST	ON
1	188		1 Dawid KRAWIECKI	Yamaha R6 - Code Blue LTD & D A East Electrical	5	9:04.798			80.39	1:45.676	4
2	190		2 Glenn WALSH	Yamaha R6 - Walters Medical	5	9:12.340	7.542	7.542	79.29	1:48.271	4
3	14		3 Chris BURRAGE	Yamaha R6 - Seton tuning, RD racing, Elgar brother	5	9:14.399	9.601	2.059	79.00	1:48.460	4
4	41		4 Louis VALLELEY	Yamaha R6 - Team V	5	9:34.301	29.503	19.902	76.26	1:50.840	5
5	818	C	1 Alex BARKER	Yamaha R6 - SS5 Construction LTD	5	9:35.059	30.261	0.758	76.16	1:51.987	5
6	134		5 Donald GILBERT	Kawasaki ZX6R - S and N tyres	5	9:35.487	30.689	0.428	76.10	1:51.728	5
7	112		6 James NAGY	Kawasaki ZX600R - Steelmate	5	9:35.551	30.753	0.064	76.09	1:51.559	5
8	46		7 Harry ROWLINGS	Triumph 675R - BER/ Steve Jordan Motorcycles	5	9:48.465	43.667	12.914	74.42	1:55.650	3
9	56		8 Michael MILLS	Yamaha R6 - A51 Racing, The Wokingham Bar Con	5	9:48.879	44.081	0.414	74.37	1:55.438	5
10	100	C	2 Craig HOWTON	Kawasaki ZX6R - ME	5	9:50.428	45.630	1.549	74.18	1:55.927	3
11	3		9 Joey LAMB DEN	Kawasaki ZX600 RBF -	5	9:56.798	52.000	6.370	73.39	1:55.009	5
12	36		10 Harry FOWLE	Triumph 675R - BER/ Steve Jordan Motorcycles	5	9:56.999	52.201	0.201	73.36	1:56.007	5
13	99		11 Jamie Le MASURIER	Triumph Daytona 675R - Pipework Solutions Ltd	5	10:11.803	1:07.005	14.804	71.59	1:58.976	2
14	19		12 Michael REGAN	Honda CBR600RR - West country windings	5	10:12.650	1:07.852	0.847	71.49	1:57.697	5
15	4	C	3 Tom VAUGHAN	Yamaha R6 - Go Racing Developments	5	10:28.016	1:23.218	15.366	69.74	2:00.357	5
16	8	C	4 Dave SAUNDERS	Honda CBR600 -	5	10:32.385	1:27.587	4.369	69.26	2:01.487	5
17	7	C	5 Thomas BENSTED	Triumph 675R - Significant Debt Racing	5	10:37.164	1:32.366	4.779	68.74	2:05.959	3
18	83		13 Harris BEECH	Yamaha R6 - Batham Racing	5	10:37.200	1:32.402	0.036	68.73	2:02.181	5
19	624	C	6 Matthew FEDRICK	Yamaha R6 - Matthew Fedrick farriers ltd/ Palmer R	4	9:12.013	1 Lap	1 Lap	63.47	2:15.016	3

NOT CLASSIFIED

DNF	21		Carl MITCHELL	Yamaha R6 - Beaute Agri AJL Garden Services	4	8:35.767	1 Lap		67.93	2:04.874	4
DNF	888		Hayden WOOD	Yamaha R6 -	3	6:03.240	2 Laps	1 Lap	72.34	1:58.053	3
DNF	12	C	Cedric BLOCH	Kawasaki ZX6R - Brigit's Group & SDC Performance	2	3:49.208	3 Laps	1 Lap	76.43	1:50.139	2
DNF	26		William WHITE	Triumph 675R - JP. Guivier	1	2:00.474	4 Laps	1 Lap	72.71		
DNF	404	C	Tommy HEMPHILL	Yamaha R6 -	1	2:02.390	4 Laps	1.916	71.57		

FASTEST LAP

188			Dawid KRAWIECKI	Yamaha R6 - Code Blue LTD & D A East Electrical	4	1:45.676		82.89 mph	133.40 kph
12	C		Cedric BLOCH	Kawasaki ZX6R - Brigit's Group & SDC Performance	2	1:50.139		79.53 mph	127.99 kph

Class - 92.5% of Race Speed = 74.36 mph
 Class C - 92.5% of Race Speed = 70.44 mph

Brands Hatch GP
 Circuit Length = 2.4332 miles
 Start: 10:26 Flag 10:35 End: 10:37

Weather / Track : Rain / Wet

These results are provisional until the conclusion of any judicial and technical matters.

Clerk Of Course :	Steward :	Timekeeper :
-------------------	-----------	--------------

Results can be found at www.tsl-timing.com

Printed - 10:38 Sunday, 04 October 2020



BMCRC - MRO Championships 2020 - Rnd 4 @ Brands Hatch GP

Team Respro MRO 600 inc Clubman 600

RACE 20 - LAP CHART

LAP 1 @ 10:28:18.118

NO	BEHIND	LAP TIME
188		1:54.788
190	0.945	1:55.733
14	2.363	1:57.151
12	4.281	1:59.069
26	5.686	2:00.474
818	6.054	2:00.842
134	7.245	2:02.033
56	7.577	2:02.365
404	7.602	2:02.390
112	8.072	2:02.860
100	8.556	2:03.344
41	8.795	2:03.583
36	9.511	2:04.299
46	9.705	2:04.493
888	11.636	2:06.424
99	12.511	2:07.299
3	13.031	2:07.819
7	16.317	2:11.105
19	16.487	2:11.275
8	17.598	2:12.386
4	17.711	2:12.499
83	21.452	2:16.240
21	24.145	2:18.933
624	28.486	2:23.274

LAP 2 @ 10:30:06.240

NO	BEHIND	LAP TIME
188		1:48.122
190	1.584	1:48.761
14	4.714	1:50.473
12	6.298	1:50.139
818	11.370	1:53.438
134	13.995	1:54.872
112	14.297	1:54.347
56	16.287	1:56.832
41	16.421	1:55.748
100	16.823	1:56.389
46	17.753	1:56.170
888	22.277	1:58.763
36	22.390	2:01.001
99	23.365	1:58.976
3	23.654	1:58.745
19	31.379	2:03.014
7	35.531	2:07.336
4	35.728	2:06.139
8	36.925	2:07.449
83	40.765	2:07.435
21	41.939	2:05.916
624	58.530	2:18.166

LAP 3 @ 10:31:52.552

NO	BEHIND	LAP TIME
188		1:46.312
190	3.702	1:48.430
14	7.710	1:49.308
818	20.904	1:55.846
134	21.399	1:53.716
112	21.804	1:53.819
41	22.581	1:52.472
100	26.438	1:55.927
56	27.022	1:57.047

46	27.091	1:55.650
888	34.018	1:58.053
36	34.488	1:58.410
3	34.626	1:57.284
99	37.570	2:00.517
19	46.060	2:00.993
7	55.178	2:05.959
4	55.337	2:05.921
8	56.271	2:05.658
83	1:01.441	2:06.988
21	1:01.671	2:06.044
624	1:27.234	2:15.016

LAP 4 @ 10:33:38.228

NO	BEHIND	LAP TIME
188		1:45.676
190	6.297	1:48.271
14	10.494	1:48.460
818	28.174	1:52.946
41	28.563	1:51.658
134	28.861	1:53.138
112	29.094	1:52.966
46	37.905	1:56.490
56	38.543	1:57.197
100	39.027	1:58.265
36	46.094	1:57.282
3	46.891	1:57.941
99	53.761	2:01.867
19	1:00.055	1:59.671
4	1:12.761	2:03.100
7	1:15.702	2:06.200
8	1:16.000	2:05.405
83	1:20.121	2:04.356
21	1:20.869	2:04.874

LAP 5 @ 10:35:28.128

NO	BEHIND	LAP TIME
188		1:49.900
624	1 Lap	2:15.557
190	7.542	1:51.145
14	9.601	1:49.007
41	29.503	1:50.840
818	30.261	1:51.987
134	30.689	1:51.728
112	30.753	1:51.559
46	43.667	1:55.662
56	44.081	1:55.438
100	45.630	1:56.503
3	52.000	1:55.009
36	52.201	1:56.007
99	1:07.005	2:03.144
19	1:07.852	1:57.697
4	1:23.218	2:00.357
8	1:27.587	2:01.487
7	1:32.366	2:06.564
83	1:32.402	2:02.181

Weather / Track : Rain / Wet

Results can be found at www.tsl-timing.com

Brands Hatch GP

Circuit Length = 2.4332 miles

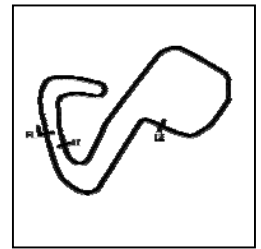
Start: 10:26 Flag 10:35 End: 10:37

Printed - 10:39 Sunday, 04 October 2020

BMCRC - MRO Championships 2020 - Rnd 4 @ Brands Hatch GP

Team Respro MRO 600 inc Clubman 600

RACE 20 - SECTOR ANALYSIS



SECTOR 1 = FL to I1, SECTOR 2 = I1 to I2, SECTOR 3 = I2 to FL, DIFF = Difference To Personal Best Lap, P = Crossed Finish Line in Pit Lane, D = Time Disallowed

P1 188		Dawid KRAWIECKI		Yamaha R6 - Code Blue LTD & D A East Electrical			
IDEAL LAP TIME : 1:45.369		BEST LAP TIME : 1:45.676		DIFFERENCE : 0.307			
LAP	SECTOR 1	SECTOR 2	SECTOR 3	LAP TIME	MPH	DIFF	TIME OF DAY
1 -		48.919	26.065	1:54.788	76.31	9.112	10:28:18.118
2 -	34.794	48.348	24.980	1:48.122 (3)	81.01	2.446	10:30:06.240
3 -	33.719	47.248	25.345	1:46.312 (2)	82.39	0.636	10:31:52.552
4 -	33.596	46.793	25.287	1:45.676 (1)	82.89		10:33:38.228
5 -	34.355	48.788	26.757	1:49.900	79.70	4.224	10:35:28.128

P2 190		Glenn WALSH		Yamaha R6 - Walters Medical			
IDEAL LAP TIME : 1:47.948		BEST LAP TIME : 1:48.271		DIFFERENCE : 0.323			
LAP	SECTOR 1	SECTOR 2	SECTOR 3	LAP TIME	MPH	DIFF	TIME OF DAY
1 -		49.061	25.904	1:55.733	75.68	7.462	10:28:19.063
2 -	34.877	48.609	25.275	1:48.761 (3)	80.54	0.490	10:30:07.824
3 -	34.753	48.237	25.440	1:48.430 (2)	80.78	0.159	10:31:56.254
4 -	34.498	48.175	25.598	1:48.271 (1)	80.90		10:33:44.525
5 -	35.242	49.668	26.235	1:51.145	78.81	2.874	10:35:35.670

P3 14		Chris BURRAGE		Yamaha R6 - Seton tuning, RD racing, Elgar brothers, ruthless r			
IDEAL LAP TIME : 1:48.290		BEST LAP TIME : 1:48.460		DIFFERENCE : 0.170			
LAP	SECTOR 1	SECTOR 2	SECTOR 3	LAP TIME	MPH	DIFF	TIME OF DAY
1 -		50.722	26.011	1:57.151	74.77	8.691	10:28:20.481
2 -	35.587	49.345	25.541	1:50.473	79.29	2.013	10:30:10.954
3 -	35.300	48.413	25.595	1:49.308 (3)	80.13	0.848	10:32:00.262
4 -	35.032	48.052	25.376	1:48.460 (1)	80.76		10:33:48.722
5 -	34.862	48.612	25.533	1:49.007 (2)	80.36	0.547	10:35:37.729

P4 41		Louis VALLELEY		Yamaha R6 - Team V			
IDEAL LAP TIME : 1:50.840		BEST LAP TIME : 1:50.840		DIFFERENCE : 0.000			
LAP	SECTOR 1	SECTOR 2	SECTOR 3	LAP TIME	MPH	DIFF	TIME OF DAY
1 -		51.251	26.251	2:03.583	70.88	12.743	10:28:26.913
2 -	37.237	50.251	28.260	1:55.748	75.68	4.908	10:30:22.661
3 -	37.263	48.883	26.326	1:52.472 (3)	77.88	1.632	10:32:15.133
4 -	36.138	49.095	26.425	1:51.658 (2)	78.45	0.818	10:34:06.791
5 -	36.098	48.814	25.928	1:50.840 (1)	79.03		10:35:57.631

P5 818 C		Alex BARKER		Yamaha R6 - SS5 Construction LTD			
IDEAL LAP TIME : 1:51.987		BEST LAP TIME : 1:51.987		DIFFERENCE : 0.000			
LAP	SECTOR 1	SECTOR 2	SECTOR 3	LAP TIME	MPH	DIFF	TIME OF DAY
1 -		51.420	26.477	2:00.842	72.48	8.855	10:28:24.172
2 -	36.328	50.536	26.574	1:53.438 (3)	77.22	1.451	10:30:17.610
3 -	36.946	51.298	27.602	1:55.846	75.61	3.859	10:32:13.456
4 -	36.258	50.523	26.165	1:52.946 (2)	77.55	0.959	10:34:06.402
5 -	35.816	50.109	26.062	1:51.987 (1)	78.22		10:35:58.389

P6 134		Donald GILBERT		Kawasaki ZX6R - S and N tyres			
IDEAL LAP TIME : 1:51.658		BEST LAP TIME : 1:51.728		DIFFERENCE : 0.070			
LAP	SECTOR 1	SECTOR 2	SECTOR 3	LAP TIME	MPH	DIFF	TIME OF DAY
1 -		51.891	26.770	2:02.033	71.78	10.305	10:28:25.363
2 -	37.066	51.277	26.529	1:54.872	76.25	3.144	10:30:20.235
3 -	36.321	51.060	26.335	1:53.716 (3)	77.03	1.988	10:32:13.951
4 -	36.198	50.581	26.359	1:53.138 (2)	77.42	1.410	10:34:07.089
5 -	36.268	49.771	25.689	1:51.728 (1)	78.40		10:35:58.817

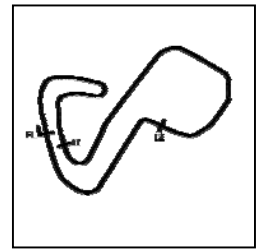
Weather / Track : Rain / Wet

Brands Hatch GP
Circuit Length = 2.4332 miles
Start: 10:26 Flag 10:35 End: 10:37

BMCRC - MRO Championships 2020 - Rnd 4 @ Brands Hatch GP

Team Respro MRO 600 inc Clubman 600

RACE 20 - SECTOR ANALYSIS



SECTOR 1 = FL to I1, SECTOR 2 = I1 to I2, SECTOR 3 = I2 to FL, DIFF = Difference To Personal Best Lap, P = Crossed Finish Line in Pit Lane, D = Time Disallowed

P7 112		James NAGY		Kawasaki ZX600R - Steelmate			
IDEAL LAP TIME : 1:51.337		BEST LAP TIME : 1:51.559		DIFFERENCE : 0.222			
LAP	SECTOR 1	SECTOR 2	SECTOR 3	LAP TIME	MPH	DIFF	TIME OF DAY
1 -		52.060	26.695	2:02.860	71.29	11.301	10:28:26.190
2 -	37.398	50.551	26.398	1:54.347	76.60	2.788	10:30:20.537
3 -	36.220	50.548	27.051	1:53.819 (3)	76.96	2.260	10:32:14.356
4 -	36.091	50.546	26.329	1:52.966 (2)	77.54	1.407	10:34:07.322
5 -	36.313	49.682	25.564	1:51.559 (1)	78.52		10:35:58.881

P8 46		Harry ROWLINGS		Triumph 675R - BER/ Steve Jordan Motorcycles			
IDEAL LAP TIME : 1:55.002		BEST LAP TIME : 1:55.650		DIFFERENCE : 0.648			
LAP	SECTOR 1	SECTOR 2	SECTOR 3	LAP TIME	MPH	DIFF	TIME OF DAY
1 -		52.406	26.482	2:04.493	70.36	8.843	10:28:27.823
2 -	38.427	51.180	26.563	1:56.170 (3)	75.40	0.520	10:30:23.993
3 -	37.916	50.938	26.796	1:55.650 (1)	75.74		10:32:19.643
4 -	37.772	51.907	26.811	1:56.490	75.19	0.840	10:34:16.133
5 -	37.582	51.146	26.934	1:55.662 (2)	75.73	0.012	10:36:11.795

P9 56		Michael MILLS		Yamaha R6 - A51 Racing, The Wokingham Bar Company			
IDEAL LAP TIME : 1:55.061		BEST LAP TIME : 1:55.438		DIFFERENCE : 0.377			
LAP	SECTOR 1	SECTOR 2	SECTOR 3	LAP TIME	MPH	DIFF	TIME OF DAY
1 -		52.814	26.759	2:02.365	71.58	6.927	10:28:25.695
2 -	37.726	51.764	27.342	1:56.832 (2)	74.97	1.394	10:30:22.527
3 -	38.324	51.615	27.108	1:57.047 (3)	74.84	1.609	10:32:19.574
4 -	37.953	52.294	26.950	1:57.197	74.74	1.759	10:34:16.771
5 -	37.069	51.233	27.136	1:55.438 (1)	75.88		10:36:12.209

P10 100 C		Craig HOWTON		Kawasaki ZX6R - ME			
IDEAL LAP TIME : 1:55.616		BEST LAP TIME : 1:55.927		DIFFERENCE : 0.311			
LAP	SECTOR 1	SECTOR 2	SECTOR 3	LAP TIME	MPH	DIFF	TIME OF DAY
1 -		51.660	26.760	2:03.344	71.01	7.417	10:28:26.674
2 -	38.416	51.191	26.782	1:56.389 (2)	75.26	0.462	10:30:23.063
3 -	37.805	51.180	26.942	1:55.927 (1)	75.56		10:32:18.990
4 -	38.055	52.778	27.432	1:58.265	74.06	2.338	10:34:17.255
5 -	37.676	51.851	26.976	1:56.503 (3)	75.18	0.576	10:36:13.758

P11 3		Joey LAMB DEN		Kawasaki ZX600 RBF -			
IDEAL LAP TIME : 1:55.009		BEST LAP TIME : 1:55.009		DIFFERENCE : 0.000			
LAP	SECTOR 1	SECTOR 2	SECTOR 3	LAP TIME	MPH	DIFF	TIME OF DAY
1 -		54.034	27.408	2:07.819	68.53	12.810	10:28:31.149
2 -	38.176	52.912	27.657	1:58.745	73.77	3.736	10:30:29.894
3 -	37.461	52.484	27.339	1:57.284 (2)	74.68	2.275	10:32:27.178
4 -	38.990	52.111	26.840	1:57.941 (3)	74.27	2.932	10:34:25.119
5 -	37.039	51.376	26.594	1:55.009 (1)	76.16		10:36:20.128

P12 36		Harry FOWLE		Triumph 675R - BER/ Steve Jordan Motorcycles			
IDEAL LAP TIME : 1:55.822		BEST LAP TIME : 1:56.007		DIFFERENCE : 0.185			
LAP	SECTOR 1	SECTOR 2	SECTOR 3	LAP TIME	MPH	DIFF	TIME OF DAY
1 -		53.134	27.293	2:04.299	70.47	8.292	10:28:27.629
2 -	39.441	53.337	28.223	2:01.001	72.39	4.994	10:30:28.630
3 -	37.936	52.990	27.484	1:58.410 (3)	73.97	2.403	10:32:27.040
4 -	38.759	51.560	26.963	1:57.282 (2)	74.69	1.275	10:34:24.322
5 -	37.352	51.507	27.148	1:56.007 (1)	75.51		10:36:20.329

Weather / Track : Rain / Wet

Brands Hatch GP

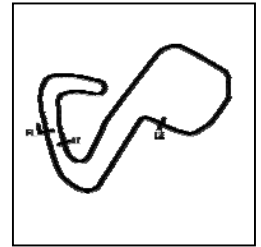
Circuit Length = 2.4332 miles

Start: 10:26 Flag 10:35 End: 10:37

BMCRC - MRO Championships 2020 - Rnd 4 @ Brands Hatch GP

Team Respro MRO 600 inc Clubman 600

RACE 20 - SECTOR ANALYSIS



SECTOR 1 = FL to I1, SECTOR 2 = I1 to I2, SECTOR 3 = I2 to FL, DIFF = Difference To Personal Best Lap, P = Crossed Finish Line in Pit Lane, D = Time Disallowed

P13 99		Jamie Le MASURIER		Triumph Daytona 675R - Pipework Solutions Ltd			
IDEAL LAP TIME : 1:58.892		BEST LAP TIME : 1:58.976		DIFFERENCE : 0.084			
LAP	SECTOR 1	SECTOR 2	SECTOR 3	LAP TIME	MPH	DIFF	TIME OF DAY
1 -		53.358	27.610	2:07.299	68.81	8.323	10:28:30.629
2 -	38.207	53.075	27.694	1:58.976 (1)	73.62		10:30:29.605
3 -	38.538	53.468	28.511	2:00.517 (2)	72.68	1.541	10:32:30.122
4 -	39.083	54.188	28.596	2:01.867 (3)	71.88	2.891	10:34:31.989
5 -	39.380	54.983	28.781	2:03.144	71.13	4.168	10:36:35.133

P14 19		Michael REGAN		Honda CBR600RR - West country windings			
IDEAL LAP TIME : 1:57.293		BEST LAP TIME : 1:57.697		DIFFERENCE : 0.404			
LAP	SECTOR 1	SECTOR 2	SECTOR 3	LAP TIME	MPH	DIFF	TIME OF DAY
1 -		55.803	28.077	2:11.275	66.72	13.578	10:28:34.605
2 -	40.853	54.086	28.075	2:03.014	71.21	5.317	10:30:37.619
3 -	39.038	53.738	28.217	2:00.993 (3)	72.39	3.296	10:32:38.612
4 -	39.357	52.676	27.638	1:59.671 (2)	73.19	1.974	10:34:38.283
5 -	37.624	53.080	26.993	1:57.697 (1)	74.42		10:36:35.980

P15 4 C		Tom VAUGHAN		Yamaha R6 - Go Racing Developments			
IDEAL LAP TIME : 2:00.357		BEST LAP TIME : 2:00.357		DIFFERENCE : 0.000			
LAP	SECTOR 1	SECTOR 2	SECTOR 3	LAP TIME	MPH	DIFF	TIME OF DAY
1 -		55.811	28.696	2:12.499	66.11	12.142	10:28:35.829
2 -	40.392	56.219	29.528	2:06.139	69.44	5.782	10:30:41.968
3 -	41.234	56.094	28.593	2:05.921 (3)	69.56	5.564	10:32:47.889
4 -	39.912	54.755	28.433	2:03.100 (2)	71.16	2.743	10:34:50.989
5 -	38.743	53.318	28.296	2:00.357 (1)	72.78		10:36:51.346

P16 8 C		Dave SAUNDERS		Honda CBR600 -			
IDEAL LAP TIME : 2:01.246		BEST LAP TIME : 2:01.487		DIFFERENCE : 0.241			
LAP	SECTOR 1	SECTOR 2	SECTOR 3	LAP TIME	MPH	DIFF	TIME OF DAY
1 -		56.145	29.379	2:12.386	66.16	10.899	10:28:35.716
2 -	40.797	57.757	28.895	2:07.449	68.73	5.962	10:30:43.165
3 -	40.919	56.239	28.500	2:05.658 (3)	69.71	4.171	10:32:48.823
4 -	40.265	56.527	28.613	2:05.405 (2)	69.85	3.918	10:34:54.228
5 -	38.803	53.943	28.741	2:01.487 (1)	72.10		10:36:55.715

P17 7 C		Thomas BENSTED		Triumph 675R - Significant Debt Racing			
IDEAL LAP TIME : 2:04.152		BEST LAP TIME : 2:05.959		DIFFERENCE : 1.807			
LAP	SECTOR 1	SECTOR 2	SECTOR 3	LAP TIME	MPH	DIFF	TIME OF DAY
1 -		55.203	28.568	2:11.105	66.81	5.146	10:28:34.435
2 -	40.661	56.972	29.703	2:07.336	68.79	1.377	10:30:41.771
3 -	41.005	56.306	28.648	2:05.959 (1)	69.54		10:32:47.730
4 -	40.459	56.978	28.763	2:06.200 (2)	69.41	0.241	10:34:53.930
5 -	40.381	56.739	29.444	2:06.564 (3)	69.21	0.605	10:37:00.494

P18 83		Harris BEECH		Yamaha R6 - Batham Racing			
IDEAL LAP TIME : 2:02.181		BEST LAP TIME : 2:02.181		DIFFERENCE : 0.000			
LAP	SECTOR 1	SECTOR 2	SECTOR 3	LAP TIME	MPH	DIFF	TIME OF DAY
1 -		56.388	29.842	2:16.240	64.29	14.059	10:28:39.570
2 -	41.168	56.477	29.790	2:07.435	68.73	5.254	10:30:47.005
3 -	41.559	56.124	29.305	2:06.988 (3)	68.98	4.807	10:32:53.993
4 -	40.564	55.137	28.655	2:04.356 (2)	70.44	2.175	10:34:58.349
5 -	39.205	54.399	28.577	2:02.181 (1)	71.69		10:37:00.530

Weather / Track : Rain / Wet

Brands Hatch GP

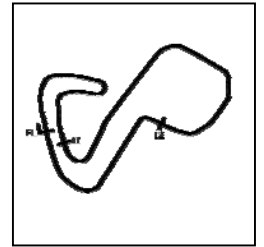
Circuit Length = 2.4332 miles

Start: 10:26 Flag 10:35 End: 10:37

BMCRC - MRO Championships 2020 - Rnd 4 @ Brands Hatch GP

Team Respro MRO 600 inc Clubman 600

RACE 20 - SECTOR ANALYSIS



SECTOR 1 = FL to I1, SECTOR 2 = I1 to I2, SECTOR 3 = I2 to FL, DIFF = Difference To Personal Best Lap, P = Crossed Finish Line in Pit Lane, D = Time Disallowed

P19 624 C		Matthew FEDRICK		Yamaha R6 - Matthew Fedrick farriers ltd/ Palmer Race Skool			
IDEAL LAP TIME : 2:14.115		BEST LAP TIME : 2:15.016		DIFFERENCE : 0.901			
LAP	SECTOR 1	SECTOR 2	SECTOR 3	LAP TIME	MPH	DIFF	TIME OF DAY
1 -		59.915	31.663	2:23.274	61.14	8.258	10:28:46.604
2 -	44.602	1:00.473	33.091	2:18.166 (3)	63.40	3.150	10:31:04.770
3 -	44.831	58.693	31.492	2:15.016 (1)	64.88		10:33:19.786
4 -	43.930	59.153	32.474	2:15.557 (2)	64.62	0.541	10:35:35.343

P20 21		Carl MITCHELL		Yamaha R6 - Beaute Agri AJL Garden Services			
IDEAL LAP TIME : 2:04.051		BEST LAP TIME : 2:04.874		DIFFERENCE : 0.823			
LAP	SECTOR 1	SECTOR 2	SECTOR 3	LAP TIME	MPH	DIFF	TIME OF DAY
1 -		57.607	29.032	2:18.933	63.05	14.059	10:28:42.263
2 -	40.532	55.874	29.510	2:05.916 (2)	69.56	1.042	10:30:48.179
3 -	40.807	55.923	29.314	2:06.044 (3)	69.49	1.170	10:32:54.223
4 -	41.355	54.787	28.732	2:04.874 (1)	70.14		10:34:59.097

P21 888		Hayden WOOD		Yamaha R6 -			
IDEAL LAP TIME : 1:58.050		BEST LAP TIME : 1:58.053		DIFFERENCE : 0.003			
LAP	SECTOR 1	SECTOR 2	SECTOR 3	LAP TIME	MPH	DIFF	TIME OF DAY
1 -		53.437	27.490	2:06.424	69.28	8.371	10:28:29.754
2 -	38.288	52.725	27.750	1:58.763 (2)	73.75	0.710	10:30:28.517
3 -	38.291	52.408	27.354	1:58.053 (1)	74.20		10:32:26.570

P22 12 C		Cedric BLOCH		Kawazaki ZX6R - Brigit's Group & SDC Performance			
IDEAL LAP TIME : 1:50.139		BEST LAP TIME : 1:50.139		DIFFERENCE : 0.000			
LAP	SECTOR 1	SECTOR 2	SECTOR 3	LAP TIME	MPH	DIFF	TIME OF DAY
1 -		50.790	26.172	1:59.069	73.56	8.930	10:28:22.399
2 -	35.722	49.023	25.394	1:50.139 (1)	79.53		10:30:12.538

P23 26		William WHITE		Triumph 675R - JP. Guivier			
IDEAL LAP TIME :		BEST LAP TIME :		DIFFERENCE :			
LAP	SECTOR 1	SECTOR 2	SECTOR 3	LAP TIME	MPH	DIFF	TIME OF DAY
1 -		51.628	26.730	2:00.474	72.71		10:28:23.804

P24 404 C		Tommy HEMPHILL		Yamaha R6 -			
IDEAL LAP TIME : 1:55.091		BEST LAP TIME :		DIFFERENCE :			
LAP	SECTOR 1	SECTOR 2	SECTOR 3	LAP TIME	MPH	DIFF	TIME OF DAY
1 -		51.839	26.705	2:02.390	71.57		10:28:25.720

Weather / Track : Rain / Wet

BMCRC - MRO Championships 2020 - Rnd 4 @ Brands Hatch GP

Team Respro MRO 600 inc Clubman 600

RACE 20 - BEST SECTORS

SECTOR 1			SECTOR 2			SECTOR 3			IDEAL / BEST COMPARISON						
POS	NO	NAME	TIME	NO	NAME	TIME	NO	NAME	TIME	POS	NO	NAME	IDEAL	BEST	DIFF
													PERFECT LAP	1:45.369	
1	188	KRAWIECKI	33.596	188	KRAWIECKI	46.793	188	KRAWIECKI	24.980	1	188	KRAWIECKI	1:45.369	1:45.676	0.307
2	190	WALSH	34.498	14	BURRAGE	48.052	190	WALSH	25.275	2	190	WALSH	1:47.948	1:48.271	0.323
3	14	BURRAGE	34.862	190	WALSH	48.175	14	BURRAGE	25.376	3	14	BURRAGE	1:48.290	1:48.460	0.170
4	12	BLOCH	35.722	41	VALLELEY	48.814	12	BLOCH	25.394	4	12	BLOCH	1:50.139	1:50.139	0.000
5	818	BARKER	35.816	12	BLOCH	49.023	112	NAGY	25.564	5	41	VALLELEY	1:50.840	1:50.840	0.000
6	112	NAGY	36.091	112	NAGY	49.682	134	GILBERT	25.689	6	112	NAGY	1:51.337	1:51.559	0.222
7	41	VALLELEY	36.098	134	GILBERT	49.771	41	VALLELEY	25.928	7	134	GILBERT	1:51.658	1:51.728	0.070
8	134	GILBERT	36.198	818	BARKER	50.109	818	BARKER	26.062	8	818	BARKER	1:51.987	1:51.987	0.000
9	3	LAMBDEN	37.039	46	ROWLINGS	50.938	46	ROWLINGS	26.482	9	46	ROWLINGS	1:55.002	1:55.650	0.648
10	56	MILLS	37.069	404	HEMPHILL	51.100	3	LAMBDEN	26.594	10	3	LAMBDEN	1:55.009	1:55.009	0.000
11	404	HEMPHILL	37.286	100	HOWTON	51.180	404	HEMPHILL	26.705	11	56	MILLS	1:55.061	1:55.438	0.377
12	36	FOWLE	37.352	56	MILLS	51.233	26	WHITE	26.730	12	404	HEMPHILL	1:55.091		
13	46	ROWLINGS	37.582	3	LAMBDEN	51.376	56	MILLS	26.759	13	100	HOWTON	1:55.616	1:55.927	0.311
14	19	REGAN	37.624	36	FOWLE	51.507	100	HOWTON	26.760	14	36	FOWLE	1:55.822	1:56.007	0.185
15	100	HOWTON	37.676	26	WHITE	51.628	36	FOWLE	26.963	15	19	REGAN	1:57.293	1:57.697	0.404
16	99	MASURIER	38.207	888	WOOD	52.408	19	REGAN	26.993	16	888	WOOD	1:58.050	1:58.053	0.003
17	888	WOOD	38.288	19	REGAN	52.676	888	WOOD	27.354	17	99	MASURIER	1:58.892	1:58.976	0.084
18	4	VAUGHAN	38.743	99	MASURIER	53.075	99	MASURIER	27.610	18	4	VAUGHAN	2:00.357	2:00.357	0.000
19	8	SAUNDERS	38.803	4	VAUGHAN	53.318	4	VAUGHAN	28.296	19	8	SAUNDERS	2:01.246	2:01.487	0.241
20	83	BEECH	39.205	8	SAUNDERS	53.943	8	SAUNDERS	28.500	20	83	BEECH	2:02.181	2:02.181	0.000
21	7	BENSTED	40.381	83	BEECH	54.399	7	BENSTED	28.568	21	21	MITCHELL	2:04.051	2:04.874	0.823
22	21	MITCHELL	40.532	21	MITCHELL	54.787	83	BEECH	28.577	22	7	BENSTED	2:04.152	2:05.959	1.807
23	624	FEDRICK	43.930	7	BENSTED	55.203	21	MITCHELL	28.732	23	624	FEDRICK	2:14.115	2:15.016	0.901
24				624	FEDRICK	58.693	624	FEDRICK	31.492	24	26	WHITE			

Weather / Track : Rain / Wet

Results can be found at www.tsl-timing.com

Brands Hatch GP

Circuit Length = 2.4332 miles

Start: 10:26 Flag 10:35 End: 10:37

Printed - 10:39 Sunday, 04 October 2020

BMCRC - MRO Championships 2020 - Rnd 4 @ Brands Hatch GP

Team Respro MRO 600 inc Clubman 600

RACE 20 - STATISTICS

Competitors Started 24
Planned Start 2020-10-04 @ 10:10:00.000
Actual Start 2020-10-04 @ 10:26:23.329
Finish Time 2020-10-04 @ 10:35:28.127
Track Length 2.4332mi.
Total Laps 105
Total Distance Covered 255.4954mi.

Session Fastest Lap History

NO	CL	NAME	LAP TIME	TIME OF DAY	LAP	VEHICLE
188		Dawid KRAWIECKI	1:48.122	10:30:06.264	2	Yamaha R6
188		Dawid KRAWIECKI	1:46.312	10:31:52.575	3	Yamaha R6
188		Dawid KRAWIECKI	1:45.676	10:33:38.253	4	Yamaha R6

Session Leader History

NO	CL	NAME	FROM LAP	LAPS LED	DISTANCE	VEHICLE
188		Dawid KRAWIECKI	1	5	12.16 miles	Yamaha R6

Flag History

TYPE	TIME OF DAY
GREEN	10:26:23.329
FINISH	10:35:28.127

Flag Statistics

TYPE	COUNT	TOTAL LAPS	TOTAL TIME
Green	1	5	11:17.327
Red	0	0	0.000
Safety Car	0	0	0.000
FCY	0	0	0.000

Weather / Track : Rain / Wet

Results can be found at www.tsl-timing.com

Page 1 of 3

Brands Hatch GP
Circuit Length = 2.4332 miles
Start: 10:26 Flag 10:35 End: 10:37

Printed - 10:39 Sunday, 04 October 2020

BMCRC - MRO Championships 2020 - Rnd 4 @ Brands Hatch GP

Team Respro MRO 600 inc Clubman 600

RACE 20 - STATISTICS

CLASS :

16 Starters

Fastest Lap History

NO	NAME	LAP TIME	TIME OF DAY	LAP	VEHICLE
188	Dawid KRAWIECKI	1:48.122	10:30:06.264	2	Yamaha R6
188	Dawid KRAWIECKI	1:46.312	10:31:52.575	3	Yamaha R6
188	Dawid KRAWIECKI	1:45.676	10:33:38.253	4	Yamaha R6

Leader History

NO	NAME	FROM LAP	LAPS LED	DISTANCE	VEHICLE
188	Dawid KRAWIECKI	1	5	12.16 miles	Yamaha R6

BMCRC - MRO Championships 2020 - Rnd 4 @ Brands Hatch GP

Team Respro MRO 600 inc Clubman 600

RACE 20 - STATISTICS

CLASS : C

8 Starters

Fastest Lap History

NO	NAME	LAP TIME	TIME OF DAY	LAP	VEHICLE
12	Cedric BLOCH	1:50.139	10:30:12.546	2	Kawazaki ZX6R

Leader History

NO	NAME	FROM LAP	LAPS LED	DISTANCE	VEHICLE
12	Cedric BLOCH	1	2	4.86 miles	Kawazaki ZX6R
818	Alex BARKER	3	3	7.29 miles	Yamaha R6

BMCRC - MRO Championships 2020 - Rnd 4 @ Brands Hatch GP

Team Respro MRO 600 inc Clubman 600

RACE 10 - GRID (5 Laps)



FOR THE EDGE

ROW 9	27		26	59	Caiden WILKINSON	25	13	Doug EDMONDSON	
ROW 8	24	404	Tommy HEMPHILL	23	26	William WHITE	22	624	Matthew FEDRICK
ROW 7	21	7	Thomas BENSTED	20	21	Carl MITCHELL	19	83	Harris BEECH
ROW 6	18	8	Dave SAUNDERS	17	4	Tom VAUGHAN	16	99	Jamie Le MASURIER
ROW 5	15	888	Hayden WOOD	14	19	Michael REGAN	13	36	Harry FOWLE
ROW 4	12	100	Craig HOWTON	11	46	Harry ROWLINGS	10	56	Michael MILLS
ROW 3	9	3	Joey LAMBDEN	8	818	Alex BARKER	7	134	Donald GILBERT
ROW 2	6	112	James NAGY	5	41	Louis VALLELEY	4	12	Cedric BLOCH
ROW 1	3	14	Chris BURRAGE	2	190	Glenn WALSH	1	188	Dawid KRAWIECKI
									Pole

Brands Hatch GP
Circuit Length = 2.4332 miles

These results are provisional until the conclusion of any judicial and technical matters.

Clerk Of Course :	Steward :	Timekeeper :
-------------------	-----------	--------------

Results can be found at www.tsl-timing.com

Printed - 10:40 Sunday, 04 October 2020



BMCRC - MRO Championships 2020 - Rnd 4 @ Brands Hatch GP

Team Respro MRO 600 inc Clubman 600

RACE 10 - CLASSIFICATION



FOR THE **EDGE**

POS	NO	CL	PIC NAME	ENTRY	LAPS	TIME	GAP	DIFF	MPH	BEST	ON
1	188		1 Dawid KRAWIECKI	Yamaha R6 - Code Blue LTD & D A East Electrical	5	8:52.354			82.27	1:43.542	4
2	190		2 Glenn WALSH	Yamaha R6 - Walters Medical	5	8:55.995	3.641	3.641	81.71	1:45.616	2
3	14		3 Chris BURRAGE	Yamaha R6 - Seton tuning, RD racing, Elgar brother	5	8:59.728	7.374	3.733	81.15	1:45.555	2
4	12	C	1 Cedric BLOCH	Kawazaki ZX6R - Brigit's Group & SDC Performance	5	9:16.975	24.621	17.247	78.63	1:48.535	4
5	56		4 Michael MILLS	Yamaha R6 - A51 Racing, The Wokingham Bar Con	5	9:22.529	30.175	5.554	77.86	1:50.370	5
6	134		5 Donald GILBERT	Kawasaki ZX6R - S and N tyres	5	9:26.200	33.846	3.671	77.35	1:50.806	2
7	112		6 James NAGY	Kawasaki ZX600R - Steelmate	5	9:26.309	33.955	0.109	77.34	1:50.913	3
8	818	C	2 Alex BARKER	Yamaha R6 - SS5 Construction LTD	5	9:31.473	39.119	5.164	76.64	1:52.284	4
9	13		7 Doug EDMONDSON	Triumph Daytona - Stan Stephens Tuning	5	9:40.398	48.044	8.925	75.46	1:53.834	5
10	100	C	3 Craig HOWTON	Kawasaki ZX6R - ME	5	9:47.941	55.587	7.543	74.49	1:55.607	2
11	36		8 Harry FOWLE	Triumph 675R - BER/ Steve Jordan Motorcycles	5	9:48.385	56.031	0.444	74.43	1:56.001	5
12	3		9 Joey LAMBDEN	Kawasaki ZX600 RBF -	5	9:48.576	56.222	0.191	74.41	1:53.808	5
13	404	C	4 Tommy HEMPHILL	Yamaha R6 -	5	9:59.684	1:07.330	11.108	73.03	1:57.196	5
14	19		10 Michael REGAN	Honda CBR600RR - West country windings	5	10:04.187	1:11.833	4.503	72.49	1:55.167	4
15	888		11 Hayden WOOD	Yamaha R6 -	5	10:11.701	1:19.347	7.514	71.60	1:58.714	4
16	4	C	5 Tom VAUGHAN	Yamaha R6 - Go Racing Developments	5	10:12.708	1:20.354	1.007	71.48	2:00.017	4
17	8	C	6 Dave SAUNDERS	Honda CBR600 -	5	10:12.975	1:20.621	0.267	71.45	1:59.939	3
18	99		12 Jamie Le MASURIER	Triumph Daytona 675R - Pipework Solutions Ltd	5	10:13.714	1:21.360	0.739	71.36	2:00.499	5
19	7	C	7 Thomas BENSTED	Triumph 675R - Significant Debt Racing	5	10:19.731	1:27.377	6.017	70.67	2:00.982	2
20	624	C	8 Matthew FEDRICK	Yamaha R6 - Matthew Fedrick farriers ltd/ Palmer R	5	11:00.450	2:08.096	40.719	66.31	2:09.503	4

NOT CLASSIFIED

DNF	41		Louis VALLELEY	Yamaha R6 - Team V	1	1:57.494	4 Laps	4 Laps	74.55		
DNF	46		Harry ROWLINGS	Triumph 675R - BER/ Steve Jordan Motorcycles	0						
DNF	83		Harris BEECH	Yamaha R6 - Batham Racing	0						

FASTEST LAP

188			Dawid KRAWIECKI	Yamaha R6 - Code Blue LTD & D A East Electrical	4	1:43.542		84.60 mph		136.15 kph	
12	C		Cedric BLOCH	Kawazaki ZX6R - Brigit's Group & SDC Performance	4	1:48.535		80.70 mph		129.88 kph	

Class - 92.5% of Race Speed = 76.09 mph
 Class C - 92.5% of Race Speed = 72.73 mph

Brands Hatch GP
 Circuit Length = 2.4332 miles
 Start: 14:37 Flag 14:46 End: 14:48

Weather / Track : Rain / Wet

These results are provisional until the conclusion of any judicial and technical matters.

Clerk Of Course :	Steward :	Timekeeper :
-------------------	-----------	--------------

Results can be found at www.tsl-timing.com

Printed - 14:49 Sunday, 04 October 2020



BMCRC - MRO Championships 2020 - Rnd 4 @ Brands Hatch GP

Team Respro MRO 600 inc Clubman 600

RACE 10 - LAP CHART

LAP 1 @ 14:39:37.400

NO	BEHIND	LAP TIME
188		1:50.952
190	0.155	1:51.107
14	2.635	1:53.587
134	4.984	1:55.936
12	5.183	1:56.135
41	6.542	1:57.494
112	7.351	1:58.303
818	8.217	1:59.169
56	8.597	1:59.549
100	9.473	2:00.425
13	10.491	2:01.443
36	11.303	2:02.255
3	13.891	2:04.843
404	16.637	2:07.589
99	17.616	2:08.568
8	18.852	2:09.804
4	20.173	2:11.125
7	20.377	2:11.329
19	20.798	2:11.750
888	21.206	2:12.158
624	27.466	2:18.418

LAP 2 @ 14:41:23.171

NO	BEHIND	LAP TIME
190		1:45.616
188	0.219	1:45.990
14	2.419	1:45.555
134	10.019	1:50.806
12	10.267	1:50.855
56	14.018	1:51.192
112	14.573	1:52.993
818	16.057	1:53.611
100	19.309	1:55.607
13	20.321	1:55.601
36	22.297	1:56.765
3	25.607	1:57.487
404	29.765	1:58.899
99	32.962	2:01.117
8	34.164	2:01.083
4	34.646	2:00.244
7	35.588	2:00.982
19	36.148	2:01.121
888	36.708	2:01.273
624	51.665	2:09.970

LAP 3 @ 14:43:09.883

NO	BEHIND	LAP TIME
190		1:46.712
188	0.116	1:46.609
14	1.414	1:45.707
12	14.877	1:51.322
134	17.752	1:54.445
56	18.171	1:50.865
112	18.774	1:50.913
818	22.569	1:53.224
100	28.745	1:56.148
13	28.867	1:55.258
36	32.061	1:56.476
3	35.339	1:56.444
404	40.953	1:57.900
8	47.391	1:59.939

99	48.198	2:01.948
4	48.499	2:00.565
7	49.971	2:01.095
19	50.196	2:00.760
888	50.618	2:00.622
624	1:16.612	2:11.659

LAP 4 @ 14:44:53.541

NO	BEHIND	LAP TIME
188		1:43.542
190	2.164	1:45.822
14	4.790	1:47.034
12	19.754	1:48.535
56	25.066	1:50.553
134	27.219	1:53.125
112	27.574	1:52.458
818	31.195	1:52.284
13	39.471	1:54.262
100	43.107	1:58.020
36	45.291	1:56.888
3	47.675	1:55.994
404	55.395	1:58.100
19	1:01.705	1:55.167
4	1:04.858	2:00.017
8	1:05.453	2:01.720
888	1:05.674	1:58.714
99	1:06.122	2:01.582
7	1:08.128	2:01.815
624	1:42.457	2:09.503

LAP 5 @ 14:46:38.802

NO	BEHIND	LAP TIME
188		1:45.261
190	3.641	1:46.738
14	7.374	1:47.845
12	24.621	1:50.128
56	30.175	1:50.370
134	33.846	1:51.888
112	33.955	1:51.642
818	39.119	1:53.185
13	48.044	1:53.834
100	55.587	1:57.741
36	56.031	1:56.001
3	56.222	1:53.808
404	1:07.330	1:57.196
19	1:11.833	1:55.389
888	1:19.347	1:58.934
4	1:20.354	2:00.757
8	1:20.621	2:00.429
99	1:21.360	2:00.499
7	1:27.377	2:04.510
624	2:08.096	2:10.900

Weather / Track : Rain / Wet

Results can be found at www.tsl-timing.com

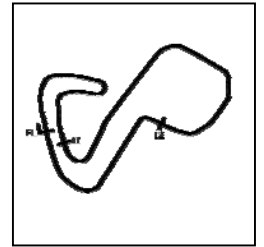
Brands Hatch GP
Circuit Length = 2.4332 miles
Start: 14:37 Flag 14:46 End: 14:48

Printed - 14:49 Sunday, 04 October 2020

BMCRC - MRO Championships 2020 - Rnd 4 @ Brands Hatch GP

Team Respro MRO 600 inc Clubman 600

RACE 10 - SECTOR ANALYSIS



SECTOR 1 = FL to I1, SECTOR 2 = I1 to I2, SECTOR 3 = I2 to FL, DIFF = Difference To Personal Best Lap, P = Crossed Finish Line in Pit Lane, D = Time Disallowed

P1 188		Dawid KRAWIECKI		Yamaha R6 - Code Blue LTD & D A East Electrical			
IDEAL LAP TIME : 1:43.290		BEST LAP TIME : 1:43.542		DIFFERENCE : 0.252			
LAP	SECTOR 1	SECTOR 2	SECTOR 3	LAP TIME	MPH	DIFF	TIME OF DAY
1 -		47.664	25.214	1:50.952	78.95	7.410	14:39:37.400
2 -	33.791	47.224	24.975	1:45.990 (3)	82.64	2.448	14:41:23.390
3 -	33.846	47.975	24.788	1:46.609	82.16	3.067	14:43:09.999
4 -	33.128	45.958	24.456	1:43.542 (1)	84.60		14:44:53.541
5 -	34.740	46.317	24.204	1:45.261 (2)	83.22	1.719	14:46:38.802

P2 190		Glenn WALSH		Yamaha R6 - Walters Medical			
IDEAL LAP TIME : 1:44.826		BEST LAP TIME : 1:45.616		DIFFERENCE : 0.790			
LAP	SECTOR 1	SECTOR 2	SECTOR 3	LAP TIME	MPH	DIFF	TIME OF DAY
1 -		46.907	24.734	1:51.107	78.84	5.491	14:39:37.555
2 -	33.185	47.372	25.059	1:45.616 (1)	82.94		14:41:23.171
3 -	33.909	47.885	24.918	1:46.712 (3)	82.08	1.096	14:43:09.883
4 -	33.948	46.935	24.939	1:45.822 (2)	82.77	0.206	14:44:55.705
5 -	34.212	47.488	25.038	1:46.738	82.06	1.122	14:46:42.443

P3 14		Chris BURRAGE		Yamaha R6 - Seton tuning, RD racing, Elgar brothers, ruthless r			
IDEAL LAP TIME : 1:45.382		BEST LAP TIME : 1:45.555		DIFFERENCE : 0.173			
LAP	SECTOR 1	SECTOR 2	SECTOR 3	LAP TIME	MPH	DIFF	TIME OF DAY
1 -		48.538	25.148	1:53.587	77.11	8.032	14:39:40.035
2 -	34.347	46.756	24.452	1:45.555 (1)	82.98		14:41:25.590
3 -	34.174	46.962	24.571	1:45.707 (2)	82.86	0.152	14:43:11.297
4 -	34.360	47.985	24.689	1:47.034 (3)	81.84	1.479	14:44:58.331
5 -	34.766	48.069	25.010	1:47.845	81.22	2.290	14:46:46.176

P4 12 C		Cedric BLOCH		Kawasaki ZX6R - Brigit's Group & SDC Performance			
IDEAL LAP TIME : 1:48.377		BEST LAP TIME : 1:48.535		DIFFERENCE : 0.158			
LAP	SECTOR 1	SECTOR 2	SECTOR 3	LAP TIME	MPH	DIFF	TIME OF DAY
1 -		49.059	25.671	1:56.135	75.42	7.600	14:39:42.583
2 -	35.546	49.432	25.877	1:50.855 (3)	79.02	2.320	14:41:33.438
3 -	36.673	48.934	25.715	1:51.322	78.68	2.787	14:43:24.760
4 -	35.027	48.179	25.329	1:48.535 (1)	80.70		14:45:13.295
5 -	34.869	49.211	26.048	1:50.128 (2)	79.54	1.593	14:47:03.423

P5 56		Michael MILLS		Yamaha R6 - A51 Racing, The Wokingham Bar Company			
IDEAL LAP TIME : 1:50.324		BEST LAP TIME : 1:50.370		DIFFERENCE : 0.046			
LAP	SECTOR 1	SECTOR 2	SECTOR 3	LAP TIME	MPH	DIFF	TIME OF DAY
1 -		50.590	25.666	1:59.549	73.27	9.179	14:39:45.997
2 -	35.666	49.913	25.613	1:51.192	78.78	0.822	14:41:37.189
3 -	35.411	49.672	25.782	1:50.865 (3)	79.01	0.495	14:43:28.054
4 -	35.513	49.461	25.579	1:50.553 (2)	79.23	0.183	14:45:18.607
5 -	35.418	49.334	25.618	1:50.370 (1)	79.36		14:47:08.977

P6 134		Donald GILBERT		Kawasaki ZX6R - S and N tyres			
IDEAL LAP TIME : 1:50.685		BEST LAP TIME : 1:50.806		DIFFERENCE : 0.121			
LAP	SECTOR 1	SECTOR 2	SECTOR 3	LAP TIME	MPH	DIFF	TIME OF DAY
1 -		49.470	25.989	1:55.936	75.55	5.130	14:39:42.384
2 -	35.418	49.591	25.797	1:50.806 (1)	79.05		14:41:33.190
3 -	37.095	51.143	26.207	1:54.445	76.54	3.639	14:43:27.635
4 -	36.555	50.570	26.000	1:53.125 (3)	77.43	2.319	14:45:20.760
5 -	35.730	49.952	26.206	1:51.888 (2)	78.29	1.082	14:47:12.648

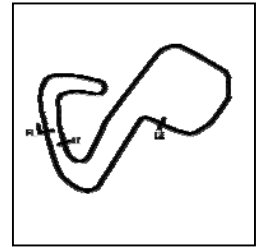
Weather / Track : Rain / Wet

Brands Hatch GP
Circuit Length = 2.4332 miles
Start: 14:37 Flag 14:46 End: 14:48

BMCRC - MRO Championships 2020 - Rnd 4 @ Brands Hatch GP

Team Respro MRO 600 inc Clubman 600

RACE 10 - SECTOR ANALYSIS



SECTOR 1 = FL to I1, SECTOR 2 = I1 to I2, SECTOR 3 = I2 to FL, DIFF = Difference To Personal Best Lap, P = Crossed Finish Line in Pit Lane, D = Time Disallowed

P7 112		James NAGY		Kawasaki ZX600R - Steelmate			
IDEAL LAP TIME : 1:50.762		BEST LAP TIME : 1:50.913		DIFFERENCE : 0.151			
LAP	SECTOR 1	SECTOR 2	SECTOR 3	LAP TIME	MPH	DIFF	TIME OF DAY
1 -		50.333	26.419	1:58.303	74.04	7.390	14:39:44.751
2 -	36.105	50.584	26.304	1:52.993	77.52	2.080	14:41:37.744
3 -	35.733	49.460	25.720	1:50.913 (1)	78.97		14:43:28.657
4 -	35.601	50.845	26.012	1:52.458 (3)	77.89	1.545	14:45:21.115
5 -	35.582	50.028	26.032	1:51.642 (2)	78.46	0.729	14:47:12.757

P8 818 C		Alex BARKER		Yamaha R6 - SS5 Construction LTD			
IDEAL LAP TIME : 1:52.251		BEST LAP TIME : 1:52.284		DIFFERENCE : 0.033			
LAP	SECTOR 1	SECTOR 2	SECTOR 3	LAP TIME	MPH	DIFF	TIME OF DAY
1 -		50.626	26.314	1:59.169	73.50	6.885	14:39:45.617
2 -	36.685	50.358	26.568	1:53.611	77.10	1.327	14:41:39.228
3 -	36.624	50.285	26.315	1:53.224 (3)	77.36	0.940	14:43:32.452
4 -	36.087	50.093	26.104	1:52.284 (1)	78.01		14:45:24.736
5 -	36.054	50.788	26.343	1:53.185 (2)	77.39	0.901	14:47:17.921

P9 13		Doug EDMONDSON		Triumph Daytona - Stan Stephens Tuning			
IDEAL LAP TIME : 1:53.834		BEST LAP TIME : 1:53.834		DIFFERENCE : 0.000			
LAP	SECTOR 1	SECTOR 2	SECTOR 3	LAP TIME	MPH	DIFF	TIME OF DAY
1 -		51.787	26.351	2:01.443	72.13	7.609	14:39:47.891
2 -	37.610	51.130	26.861	1:55.601	75.77	1.767	14:41:43.492
3 -	36.928	51.429	26.901	1:55.258 (3)	76.00	1.424	14:43:38.750
4 -	36.925	50.803	26.534	1:54.262 (2)	76.66	0.428	14:45:33.012
5 -	36.907	50.654	26.273	1:53.834 (1)	76.95		14:47:26.846

P10 100 C		Craig HOWTON		Kawasaki ZX6R - ME			
IDEAL LAP TIME : 1:54.294		BEST LAP TIME : 1:55.607		DIFFERENCE : 1.313			
LAP	SECTOR 1	SECTOR 2	SECTOR 3	LAP TIME	MPH	DIFF	TIME OF DAY
1 -		50.675	26.415	2:00.425	72.74	4.818	14:39:46.873
2 -	37.413	51.044	27.150	1:55.607 (1)	75.77		14:41:42.480
3 -	37.204	51.874	27.070	1:56.148 (2)	75.41	0.541	14:43:38.628
4 -	37.919	52.896	27.205	1:58.020	74.22	2.413	14:45:36.648
5 -	38.228	52.372	27.141	1:57.741 (3)	74.39	2.134	14:47:34.389

P11 36		Harry FOWLE		Triumph 675R - BER/ Steve Jordan Motorcycles			
IDEAL LAP TIME : 1:55.329		BEST LAP TIME : 1:56.001		DIFFERENCE : 0.672			
LAP	SECTOR 1	SECTOR 2	SECTOR 3	LAP TIME	MPH	DIFF	TIME OF DAY
1 -		51.826	26.582	2:02.255	71.65	6.254	14:39:48.703
2 -	37.659	52.083	27.023	1:56.765 (3)	75.02	0.764	14:41:45.468
3 -	37.596	51.417	27.463	1:56.476 (2)	75.20	0.475	14:43:41.944
4 -	37.857	51.804	27.227	1:56.888	74.94	0.887	14:45:38.832
5 -	37.371	51.376	27.254	1:56.001 (1)	75.51		14:47:34.833

P12 3		Joey LAMBDEN		Kawasaki ZX600 RBF -			
IDEAL LAP TIME : 1:53.808		BEST LAP TIME : 1:53.808		DIFFERENCE : 0.000			
LAP	SECTOR 1	SECTOR 2	SECTOR 3	LAP TIME	MPH	DIFF	TIME OF DAY
1 -		52.731	26.887	2:04.843	70.16	11.035	14:39:51.291
2 -	37.820	52.617	27.050	1:57.487	74.56	3.679	14:41:48.778
3 -	37.700	51.630	27.114	1:56.444 (3)	75.22	2.636	14:43:45.222
4 -	37.594	51.430	26.970	1:55.994 (2)	75.51	2.186	14:45:41.216
5 -	36.733	50.572	26.503	1:53.808 (1)	76.97		14:47:35.024

Weather / Track : Rain / Wet

Brands Hatch GP

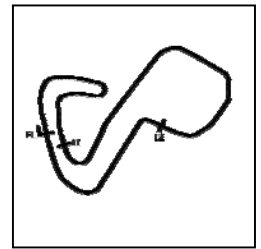
Circuit Length = 2.4332 miles

Start: 14:37 Flag 14:46 End: 14:48

BMCRC - MRO Championships 2020 - Rnd 4 @ Brands Hatch GP

Team Respro MRO 600 inc Clubman 600

RACE 10 - SECTOR ANALYSIS



SECTOR 1 = FL to I1, SECTOR 2 = I1 to I2, SECTOR 3 = I2 to FL, DIFF = Difference To Personal Best Lap, P = Crossed Finish Line in Pit Lane, D = Time Disallowed

P13 404 C		Tommy HEMPHILL		Yamaha R6 -			
IDEAL LAP TIME : 1:57.080		BEST LAP TIME : 1:57.196		DIFFERENCE : 0.116			
LAP	SECTOR 1	SECTOR 2	SECTOR 3	LAP TIME	MPH	DIFF	TIME OF DAY
1 -		53.998	27.351	2:07.589	68.65	10.393	14:39:54.037
2 -	38.446	53.139	27.314	1:58.899	73.67	1.703	14:41:52.936
3 -	38.048	52.544	27.308	1:57.900 (2)	74.29	0.704	14:43:50.836
4 -	38.202	52.462	27.436	1:58.100 (3)	74.17	0.904	14:45:48.936
5 -	37.646	52.126	27.424	1:57.196 (1)	74.74		14:47:46.132

P14 19		Michael REGAN		Honda CBR600RR - West country windings			
IDEAL LAP TIME : 1:54.800		BEST LAP TIME : 1:55.167		DIFFERENCE : 0.367			
LAP	SECTOR 1	SECTOR 2	SECTOR 3	LAP TIME	MPH	DIFF	TIME OF DAY
1 -		55.865	28.201	2:11.750	66.48	16.583	14:39:58.198
2 -	38.689	54.747	27.685	2:01.121	72.32	5.954	14:41:59.319
3 -	38.777	54.185	27.798	2:00.760 (3)	72.53	5.593	14:44:00.079
4 -	36.799	51.854	26.514	1:55.167 (1)	76.06		14:45:55.246
5 -	36.432	52.014	26.943	1:55.389 (2)	75.91	0.222	14:47:50.635

P15 888		Hayden WOOD		Yamaha R6 -			
IDEAL LAP TIME : 1:58.184		BEST LAP TIME : 1:58.714		DIFFERENCE : 0.530			
LAP	SECTOR 1	SECTOR 2	SECTOR 3	LAP TIME	MPH	DIFF	TIME OF DAY
1 -		54.615	28.164	2:12.158	66.28	13.444	14:39:58.606
2 -	39.348	53.949	27.976	2:01.273	72.23	2.559	14:41:59.879
3 -	38.957	53.685	27.980	2:00.622 (3)	72.62	1.908	14:44:00.501
4 -	38.261	52.437	28.016	1:58.714 (1)	73.78		14:45:59.215
5 -	38.207	53.187	27.540	1:58.934 (2)	73.65	0.220	14:47:58.149

P16 4 C		Tom VAUGHAN		Yamaha R6 - Go Racing Developments			
IDEAL LAP TIME : 1:59.500		BEST LAP TIME : 2:00.017		DIFFERENCE : 0.517			
LAP	SECTOR 1	SECTOR 2	SECTOR 3	LAP TIME	MPH	DIFF	TIME OF DAY
1 -		55.270	28.336	2:11.125	66.80	11.108	14:39:57.573
2 -	38.401	54.054	27.789	2:00.244 (2)	72.85	0.227	14:41:57.817
3 -	38.011	54.411	28.143	2:00.565 (3)	72.65	0.548	14:43:58.382
4 -	38.528	53.985	27.504	2:00.017 (1)	72.98		14:45:58.399
5 -	38.439	54.474	27.844	2:00.757	72.54	0.740	14:47:59.156

P17 8 C		Dave SAUNDERS		Honda CBR600 -			
IDEAL LAP TIME : 1:59.492		BEST LAP TIME : 1:59.939		DIFFERENCE : 0.447			
LAP	SECTOR 1	SECTOR 2	SECTOR 3	LAP TIME	MPH	DIFF	TIME OF DAY
1 -		54.945	27.960	2:09.804	67.48	9.865	14:39:56.252
2 -	38.512	54.380	28.191	2:01.083 (3)	72.34	1.144	14:41:57.335
3 -	37.963	53.716	28.260	1:59.939 (1)	73.03		14:43:57.274
4 -	38.724	54.298	28.698	2:01.720	71.96	1.781	14:45:58.994
5 -	38.539	54.077	27.813	2:00.429 (2)	72.73	0.490	14:47:59.423

P18 99		Jamie Le MASURIER		Triumph Daytona 675R - Pipework Solutions Ltd			
IDEAL LAP TIME : 2:00.175		BEST LAP TIME : 2:00.499		DIFFERENCE : 0.324			
LAP	SECTOR 1	SECTOR 2	SECTOR 3	LAP TIME	MPH	DIFF	TIME OF DAY
1 -		53.647	28.666	2:08.568	68.13	8.069	14:39:55.016
2 -	39.081	53.796	28.240	2:01.117 (2)	72.32	0.618	14:41:56.133
3 -	39.166	54.431	28.351	2:01.948	71.83	1.449	14:43:58.081
4 -	38.904	54.925	27.753	2:01.582 (3)	72.04	1.083	14:45:59.663
5 -	38.830	53.592	28.077	2:00.499 (1)	72.69		14:48:00.162

Weather / Track : Rain / Wet

Brands Hatch GP

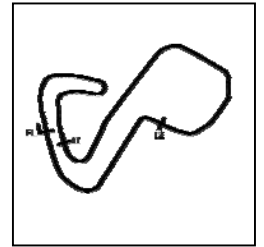
Circuit Length = 2.4332 miles

Start: 14:37 Flag 14:46 End: 14:48

BMCRC - MRO Championships 2020 - Rnd 4 @ Brands Hatch GP

Team Respro MRO 600 inc Clubman 600

RACE 10 - SECTOR ANALYSIS



SECTOR 1 = FL to I1, SECTOR 2 = I1 to I2, SECTOR 3 = I2 to FL, DIFF = Difference To Personal Best Lap, P = Crossed Finish Line in Pit Lane, D = Time Disallowed

P19 7 C		Thomas BENSTED		Triumph 675R - Significant Debt Racing			
IDEAL LAP TIME : 2:00.539		BEST LAP TIME : 2:00.982		DIFFERENCE : 0.443			
LAP	SECTOR 1	SECTOR 2	SECTOR 3	LAP TIME	MPH	DIFF	TIME OF DAY
1 -		55.066	28.025	2:11.329	66.70	10.347	14:39:57.777
2 -	38.578	54.407	27.997	2:00.982 (1)	72.40		14:41:58.759
3 -	39.048	53.964	28.083	2:01.095 (2)	72.33	0.113	14:43:59.854
4 -	39.561	54.126	28.128	2:01.815 (3)	71.91	0.833	14:46:01.669
5 -	40.050	55.457	29.003	2:04.510	70.35	3.528	14:48:06.179

P20 624 C		Matthew FEDRICK		Yamaha R6 - Matthew Fedrick farriers ltd/ Palmer Race Skool			
IDEAL LAP TIME : 2:08.513		BEST LAP TIME : 2:09.503		DIFFERENCE : 0.990			
LAP	SECTOR 1	SECTOR 2	SECTOR 3	LAP TIME	MPH	DIFF	TIME OF DAY
1 -		57.135	30.075	2:18.418	63.28	8.915	14:40:04.866
2 -	41.325	58.239	30.406	2:09.970 (2)	67.39	0.467	14:42:14.836
3 -	42.665	58.173	30.821	2:11.659	66.53	2.156	14:44:26.495
4 -	41.793	57.657	30.053	2:09.503 (1)	67.64		14:46:35.998
5 -	41.853	58.150	30.897	2:10.900 (3)	66.92	1.397	14:48:46.898

P21 41		Louis VALLELEY		Yamaha R6 - Team V			
IDEAL LAP TIME : 1:51.471		BEST LAP TIME :		DIFFERENCE :			
LAP	SECTOR 1	SECTOR 2	SECTOR 3	LAP TIME	MPH	DIFF	TIME OF DAY
1 -		49.186	26.101	1:57.494	74.55		14:39:43.942

BMCRC - MRO Championships 2020 - Rnd 4 @ Brands Hatch GP

Team Respro MRO 600 inc Clubman 600

RACE 10 - BEST SECTORS

SECTOR 1			SECTOR 2			SECTOR 3			IDEAL / BEST COMPARISON						
POS	NO	NAME	TIME	NO	NAME	TIME	NO	NAME	TIME	POS	NO	NAME	IDEAL	BEST	DIFF
													PERFECT LAP	1:43.290	
1	188	KRAWIECKI	33.128	188	KRAWIECKI	45.958	188	KRAWIECKI	24.204	1	188	KRAWIECKI	1:43.290	1:43.542	0.252
2	190	WALSH	33.185	14	BURRAGE	46.756	14	BURRAGE	24.452	2	190	WALSH	1:44.826	1:45.616	0.790
3	14	BURRAGE	34.174	190	WALSH	46.907	190	WALSH	24.734	3	14	BURRAGE	1:45.382	1:45.555	0.173
4	12	BLOCH	34.869	12	BLOCH	48.179	12	BLOCH	25.329	4	12	BLOCH	1:48.377	1:48.535	0.158
5	56	MILLS	35.411	41	VALLELEY	49.186	56	MILLS	25.579	5	56	MILLS	1:50.324	1:50.370	0.046
6	134	GILBERT	35.418	56	MILLS	49.334	112	NAGY	25.720	6	134	GILBERT	1:50.685	1:50.806	0.121
7	112	NAGY	35.582	112	NAGY	49.460	134	GILBERT	25.797	7	112	NAGY	1:50.762	1:50.913	0.151
8	818	BARKER	36.054	134	GILBERT	49.470	41	VALLELEY	26.101	8	41	VALLELEY	1:51.471		
9	41	VALLELEY	36.184	818	BARKER	50.093	818	BARKER	26.104	9	818	BARKER	1:52.251	1:52.284	0.033
10	19	REGAN	36.432	3	LAMBDEN	50.572	13	EDMONDSON	26.273	10	3	LAMBDEN	1:53.808	1:53.808	0.000
11	3	LAMBDEN	36.733	13	EDMONDSON	50.654	100	HOWTON	26.415	11	13	EDMONDSON	1:53.834	1:53.834	0.000
12	13	EDMONDSON	36.907	100	HOWTON	50.675	3	LAMBDEN	26.503	12	100	HOWTON	1:54.294	1:55.607	1.313
13	100	HOWTON	37.204	46	ROWLINGS	51.367	19	REGAN	26.514	13	19	REGAN	1:54.800	1:55.167	0.367
14	36	FOWLE	37.371	36	FOWLE	51.376	36	FOWLE	26.582	14	36	FOWLE	1:55.329	1:56.001	0.672
15	404	HEMPHILL	37.646	19	REGAN	51.854	404	HEMPHILL	27.308	15	404	HEMPHILL	1:57.080	1:57.196	0.116
16	8	SAUNDERS	37.963	404	HEMPHILL	52.126	4	VAUGHAN	27.504	16	888	WOOD	1:58.184	1:58.714	0.530
17	4	VAUGHAN	38.011	888	WOOD	52.437	888	WOOD	27.540	17	8	SAUNDERS	1:59.492	1:59.939	0.447
18	888	WOOD	38.207	99	MASURIER	53.592	99	MASURIER	27.753	18	4	VAUGHAN	1:59.500	2:00.017	0.517
19	7	BENSTED	38.578	8	SAUNDERS	53.716	8	SAUNDERS	27.813	19	99	MASURIER	2:00.175	2:00.499	0.324
20	99	MASURIER	38.830	7	BENSTED	53.964	7	BENSTED	27.997	20	7	BENSTED	2:00.539	2:00.982	0.443
21	624	FEDRICK	41.325	4	VAUGHAN	53.985	624	FEDRICK	30.053	21	624	FEDRICK	2:08.513	2:09.503	0.990
22				624	FEDRICK	57.135									
23															

Weather / Track : Rain / Wet

Results can be found at www.tsl-timing.com

Brands Hatch GP

Circuit Length = 2.4332 miles

Start: 14:37 Flag 14:46 End: 14:48

Printed - 14:50 Sunday, 04 October 2020

BMCRC - MRO Championships 2020 - Rnd 4 @ Brands Hatch GP

Team Respro MRO 600 inc Clubman 600

RACE 10 - STATISTICS

Competitors Started 23
Planned Start 2020-10-04 @ 14:00:00.000
Actual Start 2020-10-04 @ 14:37:46.447
Finish Time 2020-10-04 @ 14:46:38.801
Track Length 2.4332mi.
Total Laps 101
Total Distance Covered 245.7622mi.

Session Fastest Lap History

NO	CL	NAME	LAP TIME	TIME OF DAY	LAP	VEHICLE
190		Glenn WALSH	1:45.616	14:41:23.200	2	Yamaha R6
14		Chris BURRAGE	1:45.555	14:41:25.604	2	Yamaha R6
188		Dawid KRAWIECKI	1:43.542	14:44:53.565	4	Yamaha R6

Session Leader History

NO	CL	NAME	FROM LAP	LAPS LED	DISTANCE	VEHICLE
188		Dawid KRAWIECKI	1	1	2.43 miles	Yamaha R6
190		Glenn WALSH	2	2	4.86 miles	Yamaha R6
188		Dawid KRAWIECKI	4	2	4.86 miles	Yamaha R6

Flag History

TYPE	TIME OF DAY
GREEN	14:37:46.447
FINISH	14:46:38.801

Flag Statistics

TYPE	COUNT	TOTAL LAPS	TOTAL TIME
Green	1	5	11:04.525
Red	0	0	0.000
Safety Car	0	0	0.000
FCY	0	0	0.000

Weather / Track : Rain / Wet

BMCRC - MRO Championships 2020 - Rnd 4 @ Brands Hatch GP

Team Respro MRO 600 inc Clubman 600

RACE 10 - STATISTICS

CLASS :

15 Starters

Fastest Lap History

NO	NAME	LAP TIME	TIME OF DAY	LAP	VEHICLE
190	Glenn WALSH	1:45.616	14:41:23.200	2	Yamaha R6
14	Chris BURRAGE	1:45.555	14:41:25.604	2	Yamaha R6
188	Dawid KRAWIECKI	1:43.542	14:44:53.565	4	Yamaha R6

Leader History

NO	NAME	FROM LAP	LAPS LED	DISTANCE	VEHICLE
188	Dawid KRAWIECKI	1	1	2.43 miles	Yamaha R6
190	Glenn WALSH	2	2	4.86 miles	Yamaha R6
188	Dawid KRAWIECKI	4	2	4.86 miles	Yamaha R6

BMCRC - MRO Championships 2020 - Rnd 4 @ Brands Hatch GP

Team Respro MRO 600 inc Clubman 600

RACE 10 - STATISTICS

CLASS : C

8 Starters

Fastest Lap History

NO	NAME	LAP TIME	TIME OF DAY	LAP	VEHICLE
12	Cedric BLOCH	1:50.855	14:41:33.446	2	Kawazaki ZX6R
12	Cedric BLOCH	1:48.535	14:45:13.303	4	Kawazaki ZX6R

Leader History

NO	NAME	FROM LAP	LAPS LED	DISTANCE	VEHICLE
12	Cedric BLOCH	1	5	12.16 miles	Kawazaki ZX6R

BMCRC - MRO Championships 2020 - Rnd 4 @ Brands Hatch GP

Team Respro MRO 600 inc Clubman 600

RACE 21 - GRID (5 Laps)



FOR THE EDGE

ROW 9	27		26	59	Caiden WILKINSON	25	26	William WHITE	
ROW 8	24	21	Carl MITCHELL	23	83	Harris BEECH	22	46	Harry ROWLINGS
ROW 7	21	41	Louis VALLELEY	20	624	Matthew FEDRICK	19	7	Thomas BENSTED
ROW 6	18	99	Jamie Le MASURIER	17	4	Tom VAUGHAN	16	8	Dave SAUNDERS
ROW 5	15	888	Hayden WOOD	14	404	Tommy HEMPHILL	13	36	Harry FOWLE
ROW 4	12	100	Craig HOWTON	11	19	Michael REGAN	10	13	Doug EDMONDSON
ROW 3	9	3	Joey LAMB DEN	8	818	Alex BARKER	7	112	James NAGY
ROW 2	6	134	Donald GILBERT	5	56	Michael MILLS	4	12	Cedric BLOCH
ROW 1	3	190	Glenn WALSH	2	14	Chris BURRAGE	1	188	Dawid KRAWIECKI
									Pole

Brands Hatch GP
Circuit Length = 2.4332 miles

These results are provisional until the conclusion of any judicial and technical matters.

Clerk Of Course :	Steward :	Timekeeper :
-------------------	-----------	--------------

Results can be found at www.tsl-timing.com

Printed - 14:51 Sunday, 04 October 2020



BMCRC - MRO Championships 2020 - Rnd 4 @ Brands Hatch GP

Team Respro MRO 600 inc Clubman 600

RACE 21 - CLASSIFICATION



FOR THE EDGE

POS	NO	CL	PIC NAME	ENTRY	LAPS	TIME	GAP	DIFF	MPH	BEST	ON
1	188		1 Dawid KRAWIECKI	Yamaha R6 - Code Blue LTD & D A East Electrical	4	6:58.079			83.81	1:41.343	4
2	190		2 Glenn WALSH	Yamaha R6 - Walters Medical	4	7:00.307	2.228	2.228	83.36	1:42.732	3
3	14		3 Chris BURRAGE	Yamaha R6 - Seton tuning, RD racing, Elgar brother	4	7:06.446	8.367	6.139	82.16	1:44.473	3
4	56		4 Michael MILLS	Yamaha R6 - A51 Racing, The Wokingham Bar Con	4	7:12.930	14.851	6.484	80.93	1:46.034	2
5	134		5 Donald GILBERT	Kawasaki ZX6R - S and N tyres	4	7:31.910	33.831	18.980	77.53	1:50.915	3
6	818	C	1 Alex BARKER	Yamaha R6 - SS5 Construction LTD	4	7:43.434	45.355	11.524	75.60	1:53.598	2
7	36		6 Harry FOWLE	Triumph 675R - BER/ Steve Jordan Motorcycles	4	7:43.986	45.907	0.552	75.51	1:54.031	3
8	100	C	2 Craig HOWTON	Kawasaki ZX6R - ME	4	7:44.210	46.131	0.224	75.48	1:53.754	4
9	404	C	3 Tommy HEMPHILL	Yamaha R6 -	4	7:52.187	54.108	7.977	74.20	1:54.943	4
10	19		7 Michael REGAN	Honda CBR600RR - West country windings	4	7:57.408	59.329	5.221	73.39	1:57.529	3
11	888		8 Hayden WOOD	Yamaha R6 -	4	7:59.294	1:01.215	1.886	73.10	1:57.296	3
12	3		9 Joey LAMBDEN	Kawasaki ZX600 RBF -	4	8:01.039	1:02.960	1.745	72.84	1:57.264	3
13	26		10 William WHITE	Triumph 675R - JP. Guivier	4	8:05.491	1:07.412	4.452	72.17	1:57.435	4
14	7	C	4 Thomas BENSTED	Triumph 675R - Significant Debt Racing	4	8:06.847	1:08.768	1.356	71.97	1:58.940	4
15	8	C	5 Dave SAUNDERS	Honda CBR600 -	4	8:07.627	1:09.548	0.780	71.85	1:58.852	4
16	4	C	6 Tom VAUGHAN	Yamaha R6 - Go Racing Developments	4	8:20.993	1:22.914	13.366	69.93	2:03.046	2
17	624	C	7 Matthew FEDRICK	Yamaha R6 - Matthew Fedrick farriers ltd/ Palmer R	4	8:33.245	1:35.166	12.252	68.27	2:05.346	2

NOT CLASSIFIED

DNF	12	C	Cedric BLOCH	Kawazaki ZX6R - Brigit's Group & SDC Performanc	3	5:27.709	1 Lap	1 Lap	80.19	1:45.725	3
-----	----	---	--------------	---	---	----------	-------	-------	-------	----------	---

FASTEST LAP

188			Dawid KRAWIECKI	Yamaha R6 - Code Blue LTD & D A East Electrical	4	1:41.343			86.43 mph	139.10 kph	
12	C		Cedric BLOCH	Kawazaki ZX6R - Brigit's Group & SDC Performanc	3	1:45.725			82.85 mph	133.34 kph	

Class - 92.5% of Race Speed = 77.52 mph
 Class C - 92.5% of Race Speed = 69.93 mph

Brands Hatch GP
 Circuit Length = 2.4332 miles
 Start: 18:05 Flag 18:12 End: 18:14

Weather / Track : Cloudy / Wet

These results are provisional until the conclusion of any judicial and technical matters.

Clerk Of Course :	Steward :	Timekeeper :
-------------------	-----------	--------------

Results can be found at www.tsl-timing.com

Printed - 18:14 Sunday, 04 October 2020



BMCRC - MRO Championships 2020 - Rnd 4 @ Brands Hatch GP

Team Respro MRO 600 inc Clubman 600

RACE 21 - LAP CHART

LAP 1 @ 18:07:27.357			LAP 4 @ 18:12:35.589		
NO	BEHIND	LAP TIME	NO	BEHIND	LAP TIME
190		1:49.847	188		1:41.343
188	0.823	1:50.670	190	2.228	1:43.152
14	2.462	1:52.309	14	8.367	1:44.779
56	2.695	1:52.542	56	14.851	1:47.399
12	4.849	1:54.696	134	33.831	1:51.372
134	7.740	1:57.587	818	45.355	1:54.428
818	9.878	1:59.725	36	45.907	1:54.229
36	11.120	2:00.967	100	46.131	1:53.754
100	11.250	2:01.097	404	54.108	1:54.943
19	13.891	2:03.738	19	59.329	1:58.439
404	13.981	2:03.828	888	1:01.215	1:58.650
888	15.110	2:04.957	3	1:02.960	2:00.165
3	15.406	2:05.253	26	1:07.412	1:57.435
7	17.394	2:07.241	7	1:08.768	1:58.940
8	17.839	2:07.686	8	1:09.548	1:58.852
4	19.490	2:09.337	4	1:22.914	2:05.324
26	19.767	2:09.614	624	1:35.166	2:08.620
624	22.462	2:12.309			

LAP 2 @ 18:09:11.685		
NO	BEHIND	LAP TIME
188		1:43.505
190	0.248	1:44.576
14	3.019	1:44.885
56	4.401	1:46.034
12	7.809	1:47.288
134	15.448	1:52.036
818	19.148	1:53.598
36	21.551	1:54.759
100	21.970	1:55.048
19	27.265	1:57.702
404	27.462	1:57.809
888	29.173	1:58.391
3	29.435	1:58.357
7	33.966	2:00.900
8	34.346	2:00.835
26	34.900	1:59.461
4	38.208	2:03.046
624	43.480	2:05.346

LAP 3 @ 18:10:54.246		
NO	BEHIND	LAP TIME
188		1:42.561
190	0.419	1:42.732
14	4.931	1:44.473
56	8.795	1:46.955
12	10.973	1:45.725
134	23.802	1:50.915
818	32.270	1:55.683
36	33.021	1:54.031
100	33.720	1:54.311
404	40.508	1:55.607
19	42.233	1:57.529
888	43.908	1:57.296
3	44.138	1:57.264
7	51.171	1:59.766
26	51.320	1:58.981
8	52.039	2:00.254
4	58.933	2:03.286
624	1:07.889	2:06.970

Weather / Track : Cloudy / Wet

Results can be found at www.tsl-timing.com

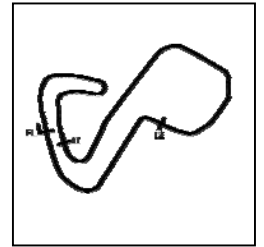
Brands Hatch GP
Circuit Length = 2.4332 miles
Start: 18:05 Flag 18:12 End: 18:14

Printed - 18:14 Sunday, 04 October 2020

BMCRC - MRO Championships 2020 - Rnd 4 @ Brands Hatch GP

Team Respro MRO 600 inc Clubman 600

RACE 21 - SECTOR ANALYSIS



SECTOR 1 = FL to I1, SECTOR 2 = I1 to I2, SECTOR 3 = I2 to FL, DIFF = Difference To Personal Best Lap, P = Crossed Finish Line in Pit Lane, D = Time Disallowed

P1 188		Dawid KRAWIECKI		Yamaha R6 - Code Blue LTD & D A East Electrical			
IDEAL LAP TIME : 1:41.343		BEST LAP TIME : 1:41.343		DIFFERENCE : 0.000			
LAP	SECTOR 1	SECTOR 2	SECTOR 3	LAP TIME	MPH	DIFF	TIME OF DAY
1 -		47.806	24.337	1:50.670	79.15	9.327	18:07:28.180
2 -	32.771	46.058	24.676	1:43.505 (3)	84.63	2.162	18:09:11.685
3 -	32.892	45.806	23.863	1:42.561 (2)	85.41	1.218	18:10:54.246
4 -	32.445	45.139	23.759	1:41.343 (1)	86.43		18:12:35.589

P2 190		Glenn WALSH		Yamaha R6 - Walters Medical			
IDEAL LAP TIME : 1:42.471		BEST LAP TIME : 1:42.732		DIFFERENCE : 0.261			
LAP	SECTOR 1	SECTOR 2	SECTOR 3	LAP TIME	MPH	DIFF	TIME OF DAY
1 -		46.951	24.064	1:49.847	79.74	7.115	18:07:27.357
2 -	33.034	46.367	25.175	1:44.576 (3)	83.76	1.844	18:09:11.933
3 -	32.917	45.920	23.895	1:42.732 (1)	85.26		18:10:54.665
4 -	32.895	45.681	24.576	1:43.152 (2)	84.92	0.420	18:12:37.817

P3 14		Chris BURRAGE		Yamaha R6 - Seton tuning, RD racing, Elgar brothers, ruthless r			
IDEAL LAP TIME : 1:44.119		BEST LAP TIME : 1:44.473		DIFFERENCE : 0.354			
LAP	SECTOR 1	SECTOR 2	SECTOR 3	LAP TIME	MPH	DIFF	TIME OF DAY
1 -		47.800	24.921	1:52.309	77.99	7.836	18:07:29.819
2 -	33.903	46.758	24.224	1:44.885 (3)	83.51	0.412	18:09:14.704
3 -	33.886	46.424	24.163	1:44.473 (1)	83.84		18:10:59.177
4 -	33.532	46.798	24.449	1:44.779 (2)	83.60	0.306	18:12:43.956

P4 56		Michael MILLS		Yamaha R6 - A51 Racing, The Wokingham Bar Company			
IDEAL LAP TIME : 1:46.034		BEST LAP TIME : 1:46.034		DIFFERENCE : 0.000			
LAP	SECTOR 1	SECTOR 2	SECTOR 3	LAP TIME	MPH	DIFF	TIME OF DAY
1 -		47.593	24.639	1:52.542	77.83	6.508	18:07:30.052
2 -	33.989	47.532	24.513	1:46.034 (1)	82.61		18:09:16.086
3 -	34.458	47.600	24.897	1:46.955 (2)	81.90	0.921	18:11:03.041
4 -	34.469	48.017	24.913	1:47.399 (3)	81.56	1.365	18:12:50.440

P5 134		Donald GILBERT		Kawasaki ZX6R - S and N tyres			
IDEAL LAP TIME : 1:50.840		BEST LAP TIME : 1:50.915		DIFFERENCE : 0.075			
LAP	SECTOR 1	SECTOR 2	SECTOR 3	LAP TIME	MPH	DIFF	TIME OF DAY
1 -		50.372	26.218	1:57.587	74.49	6.672	18:07:35.097
2 -	36.333	49.669	26.034	1:52.036 (3)	78.18	1.121	18:09:27.133
3 -	35.725	49.419	25.771	1:50.915 (1)	78.97		18:11:18.048
4 -	35.650	49.696	26.026	1:51.372 (2)	78.65	0.457	18:13:09.420

P6 818 C		Alex BARKER		Yamaha R6 - SS5 Construction LTD			
IDEAL LAP TIME : 1:53.598		BEST LAP TIME : 1:53.598		DIFFERENCE : 0.000			
LAP	SECTOR 1	SECTOR 2	SECTOR 3	LAP TIME	MPH	DIFF	TIME OF DAY
1 -		51.294	26.434	1:59.725	73.16	6.127	18:07:37.235
2 -	36.495	50.784	26.319	1:53.598 (1)	77.11		18:09:30.833
3 -	36.904	51.897	26.882	1:55.683 (3)	75.72	2.085	18:11:26.516
4 -	36.991	50.874	26.563	1:54.428 (2)	76.55	0.830	18:13:20.944

P7 36		Harry FOWLE		Triumph 675R - BER/ Steve Jordan Motorcycles			
IDEAL LAP TIME : 1:54.031		BEST LAP TIME : 1:54.031		DIFFERENCE : 0.000			
LAP	SECTOR 1	SECTOR 2	SECTOR 3	LAP TIME	MPH	DIFF	TIME OF DAY
1 -		51.240	26.719	2:00.967	72.41	6.936	18:07:38.477
2 -	37.107	51.013	26.639	1:54.759 (3)	76.33	0.728	18:09:33.236
3 -	36.802	50.653	26.576	1:54.031 (1)	76.81		18:11:27.267
4 -	36.945	50.700	26.584	1:54.229 (2)	76.68	0.198	18:13:21.496

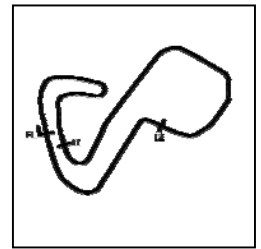
Weather / Track : Cloudy / Wet

Brands Hatch GP
Circuit Length = 2.4332 miles
Start: 18:05 Flag 18:12 End: 18:14

BMCRC - MRO Championships 2020 - Rnd 4 @ Brands Hatch GP

Team Respro MRO 600 inc Clubman 600

RACE 21 - SECTOR ANALYSIS



SECTOR 1 = FL to I1, SECTOR 2 = I1 to I2, SECTOR 3 = I2 to FL, DIFF = Difference To Personal Best Lap, P = Crossed Finish Line in Pit Lane, D = Time Disallowed

P8 100 C		Craig HOWTON		Kawasaki ZX6R - ME			
IDEAL LAP TIME : 1:53.734		BEST LAP TIME : 1:53.754		DIFFERENCE : 0.020			
LAP	SECTOR 1	SECTOR 2	SECTOR 3	LAP TIME	MPH	DIFF	TIME OF DAY
1 -		51.364	26.440	2:01.097	72.33	7.343	18:07:38.607
2 -	37.702	50.802	26.544	1:55.048 (3)	76.14	1.294	18:09:33.655
3 -	37.462	50.259	26.590	1:54.311 (2)	76.63	0.557	18:11:27.966
4 -	37.348	49.946	26.460	1:53.754 (1)	77.00		18:13:21.720

P9 404 C		Tommy HEMPHILL		Yamaha R6 -			
IDEAL LAP TIME : 1:54.679		BEST LAP TIME : 1:54.943		DIFFERENCE : 0.264			
LAP	SECTOR 1	SECTOR 2	SECTOR 3	LAP TIME	MPH	DIFF	TIME OF DAY
1 -		52.902	27.015	2:03.828	70.74	8.885	18:07:41.338
2 -	37.808	53.096	26.905	1:57.809 (3)	74.35	2.866	18:09:39.147
3 -	37.800	51.183	26.624	1:55.607 (2)	75.77	0.664	18:11:34.754
4 -	37.212	50.843	26.888	1:54.943 (1)	76.21		18:13:29.697

P10 19		Michael REGAN		Honda CBR600RR - West country windings			
IDEAL LAP TIME : 1:57.109		BEST LAP TIME : 1:57.529		DIFFERENCE : 0.420			
LAP	SECTOR 1	SECTOR 2	SECTOR 3	LAP TIME	MPH	DIFF	TIME OF DAY
1 -		52.989	27.215	2:03.738	70.79	6.209	18:07:41.248
2 -	37.359	53.366	26.977	1:57.702 (2)	74.42	0.173	18:09:38.950
3 -	37.779	52.971	26.779	1:57.529 (1)	74.53		18:11:36.479
4 -	37.999	53.124	27.316	1:58.439 (3)	73.96	0.910	18:13:34.918

P11 888		Hayden WOOD		Yamaha R6 -			
IDEAL LAP TIME : 1:57.101		BEST LAP TIME : 1:57.296		DIFFERENCE : 0.195			
LAP	SECTOR 1	SECTOR 2	SECTOR 3	LAP TIME	MPH	DIFF	TIME OF DAY
1 -		52.458	27.319	2:04.957	70.10	7.661	18:07:42.467
2 -	38.636	52.465	27.290	1:58.391 (2)	73.99	1.095	18:09:40.858
3 -	37.887	51.924	27.485	1:57.296 (1)	74.68		18:11:38.154
4 -	38.702	52.184	27.764	1:58.650 (3)	73.82	1.354	18:13:36.804

P12 3		Joey LAMBDEN		Kawasaki ZX600 RBF -			
IDEAL LAP TIME : 1:56.941		BEST LAP TIME : 1:57.264		DIFFERENCE : 0.323			
LAP	SECTOR 1	SECTOR 2	SECTOR 3	LAP TIME	MPH	DIFF	TIME OF DAY
1 -		53.209	26.997	2:05.253	69.93	7.989	18:07:42.763
2 -	38.181	53.311	26.865	1:58.357 (2)	74.01	1.093	18:09:41.120
3 -	38.077	51.999	27.188	1:57.264 (1)	74.70		18:11:38.384
4 -	38.756	53.634	27.775	2:00.165 (3)	72.89	2.901	18:13:38.549

P13 26		William WHITE		Triumph 675R - JP. Guivier			
IDEAL LAP TIME :		BEST LAP TIME : 1:57.435		DIFFERENCE :			
LAP	SECTOR 1	SECTOR 2	SECTOR 3	LAP TIME	MPH	DIFF	TIME OF DAY
1 -				2:09.614	67.58	12.179	18:07:47.124
2 -				1:59.461 (3)	73.32	2.026	18:09:46.585
3 -				1:58.981 (2)	73.62	1.546	18:11:45.566
4 -				1:57.435 (1)	74.59		18:13:43.001

P14 7 C		Thomas BENSTED		Triumph 675R - Significant Debt Racing			
IDEAL LAP TIME : 1:58.500		BEST LAP TIME : 1:58.940		DIFFERENCE : 0.440			
LAP	SECTOR 1	SECTOR 2	SECTOR 3	LAP TIME	MPH	DIFF	TIME OF DAY
1 -		53.847	27.955	2:07.241	68.84	8.301	18:07:44.751
2 -	38.804	53.691	28.405	2:00.900 (3)	72.45	1.960	18:09:45.651
3 -	38.865	53.349	27.552	1:59.766 (2)	73.14	0.826	18:11:45.417
4 -	38.057	52.891	27.992	1:58.940 (1)	73.64		18:13:44.357

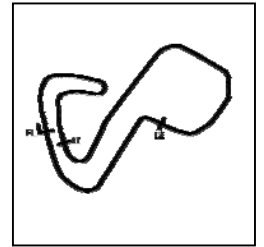
Weather / Track : Cloudy / Wet

Brands Hatch GP
Circuit Length = 2.4332 miles
Start: 18:05 Flag 18:12 End: 18:14

BMCRC - MRO Championships 2020 - Rnd 4 @ Brands Hatch GP

Team Respro MRO 600 inc Clubman 600

RACE 21 - SECTOR ANALYSIS



SECTOR 1 = FL to I1, SECTOR 2 = I1 to I2, SECTOR 3 = I2 to FL, DIFF = Difference To Personal Best Lap, P = Crossed Finish Line in Pit Lane, D = Time Disallowed

P15		8 C		Dave SAUNDERS		Honda CBR600 -	
IDEAL LAP TIME : 1:58.528		BEST LAP TIME : 1:58.852		DIFFERENCE : 0.324			
LAP	SECTOR 1	SECTOR 2	SECTOR 3	LAP TIME	MPH	DIFF	TIME OF DAY
1 -		54.715	28.570	2:07.686	68.60	8.834	18:07:45.196
2 -	39.120	53.823	27.892	2:00.835 (3)	72.49	1.983	18:09:46.031
3 -	38.850	54.108	27.296	2:00.254 (2)	72.84	1.402	18:11:46.285
4 -	38.121	53.111	27.620	1:58.852 (1)	73.70		18:13:45.137

P16		4 C		Tom VAUGHAN		Yamaha R6 - Go Racing Developments	
IDEAL LAP TIME : 2:02.763		BEST LAP TIME : 2:03.046		DIFFERENCE : 0.283			
LAP	SECTOR 1	SECTOR 2	SECTOR 3	LAP TIME	MPH	DIFF	TIME OF DAY
1 -		55.059	28.151	2:09.337	67.72	6.291	18:07:46.847
2 -	40.074	54.816	28.156	2:03.046 (1)	71.19		18:09:49.893
3 -	39.796	55.049	28.441	2:03.286 (2)	71.05	0.240	18:11:53.179
4 -	40.135	55.520	29.669	2:05.324 (3)	69.89	2.278	18:13:58.503

P17		624 C		Matthew FEDRICK		Yamaha R6 - Matthew Fedrick farriers ltd/ Palmer Race Skool	
IDEAL LAP TIME : 2:05.179		BEST LAP TIME : 2:05.346		DIFFERENCE : 0.167			
LAP	SECTOR 1	SECTOR 2	SECTOR 3	LAP TIME	MPH	DIFF	TIME OF DAY
1 -		55.159	28.959	2:12.309	66.20	6.963	18:07:49.819
2 -	41.061	55.191	29.094	2:05.346 (1)	69.88		18:09:55.165
3 -	42.006	55.437	29.527	2:06.970 (2)	68.99	1.624	18:12:02.135
4 -	41.418	56.129	31.073	2:08.620 (3)	68.10	3.274	18:14:10.755

P18		12 C		Cedric BLOCH		Kawazaki ZX6R - Brigit's Group & SDC Performance	
IDEAL LAP TIME : 1:45.297		BEST LAP TIME : 1:45.725		DIFFERENCE : 0.428			
LAP	SECTOR 1	SECTOR 2	SECTOR 3	LAP TIME	MPH	DIFF	TIME OF DAY
1 -		48.395	25.178	1:54.696	76.37	8.971	18:07:32.206
2 -	34.883	47.366	25.039	1:47.288 (2)	81.64	1.563	18:09:19.494
3 -	34.256	46.877	24.592	1:45.725 (1)	82.85		18:11:05.219

Weather / Track : Cloudy / Wet

Results can be found at www.tsl-timing.com

Page 3 of 3

Brands Hatch GP
Circuit Length = 2.4332 miles
Start: 18:05 Flag 18:12 End: 18:14

Printed - 18:15 Sunday, 04 October 2020

BMCRC - MRO Championships 2020 - Rnd 4 @ Brands Hatch GP

Team Respro MRO 600 inc Clubman 600

RACE 21 - BEST SECTORS

SECTOR 1			SECTOR 2			SECTOR 3			IDEAL / BEST COMPARISON						
POS	NO	NAME	TIME	NO	NAME	TIME	NO	NAME	TIME	POS	NO	NAME	IDEAL	BEST	DIFF
													PERFECT LAP	1:41.343	
1	188	KRAWIECKI	32.445	188	KRAWIECKI	45.139	188	KRAWIECKI	23.759	1	188	KRAWIECKI	1:41.343	1:41.343	0.000
2	190	WALSH	32.895	190	WALSH	45.681	190	WALSH	23.895	2	190	WALSH	1:42.471	1:42.732	0.261
3	14	BURRAGE	33.532	14	BURRAGE	46.424	14	BURRAGE	24.163	3	14	BURRAGE	1:44.119	1:44.473	0.354
4	56	MILLS	33.989	12	BLOCH	46.537	56	MILLS	24.513	4	12	BLOCH	1:45.297	1:45.725	0.428
5	12	BLOCH	34.168	56	MILLS	47.532	12	BLOCH	24.592	5	56	MILLS	1:46.034	1:46.034	0.000
6	134	GILBERT	35.650	134	GILBERT	49.419	134	GILBERT	25.771	6	134	GILBERT	1:50.840	1:50.915	0.075
7	818	BARKER	36.495	100	HOWTON	49.946	818	BARKER	26.319	7	818	BARKER	1:53.598	1:53.598	0.000
8	36	FOWLE	36.802	36	FOWLE	50.653	100	HOWTON	26.440	8	100	HOWTON	1:53.734	1:53.754	0.020
9	404	HEMPHILL	37.212	818	BARKER	50.784	36	FOWLE	26.576	9	36	FOWLE	1:54.031	1:54.031	0.000
10	100	HOWTON	37.348	404	HEMPHILL	50.843	404	HEMPHILL	26.624	10	404	HEMPHILL	1:54.679	1:54.943	0.264
11	19	REGAN	37.359	888	WOOD	51.924	19	REGAN	26.779	11	3	LAMB DEN	1:56.941	1:57.264	0.323
12	888	WOOD	37.887	3	LAMB DEN	51.999	3	LAMB DEN	26.865	12	888	WOOD	1:57.101	1:57.296	0.195
13	7	BENSTED	38.057	7	BENSTED	52.891	888	WOOD	27.290	13	19	REGAN	1:57.109	1:57.529	0.420
14	3	LAMB DEN	38.077	19	REGAN	52.971	8	SAUNDERS	27.296	14	7	BENSTED	1:58.500	1:58.940	0.440
15	8	SAUNDERS	38.121	8	SAUNDERS	53.111	7	BENSTED	27.552	15	8	SAUNDERS	1:58.528	1:58.852	0.324
16	4	VAUGHAN	39.796	4	VAUGHAN	54.816	4	VAUGHAN	28.151	16	4	VAUGHAN	2:02.763	2:03.046	0.283
17	624	FEDRICK	41.061	624	FEDRICK	55.159	624	FEDRICK	28.959	17	624	FEDRICK	2:05.179	2:05.346	0.167
18										18	26	WHITE		1:57.435	

Weather / Track : Cloudy / Wet

Results can be found at www.tsl-timing.com

Brands Hatch GP

Circuit Length = 2.4332 miles

Start: 18:05 Flag 18:12 End: 18:14

Printed - 18:15 Sunday, 04 October 2020

BMCRC - MRO Championships 2020 - Rnd 4 @ Brands Hatch GP

Team Respro MRO 600 inc Clubman 600

RACE 21 - STATISTICS

Competitors Started 18
Planned Start 2020-10-04 @ 17:40:00.000
Actual Start 2020-10-04 @ 18:05:37.509
Finish Time 2020-10-04 @ 18:12:35.588
Track Length 2.4332mi.
Total Laps 71
Total Distance Covered 172.7635mi.

Session Fastest Lap History

NO	CL	NAME	LAP TIME	TIME OF DAY	LAP	VEHICLE
188		Dawid KRAWIECKI	1:43.505	18:09:11.708	2	Yamaha R6
188		Dawid KRAWIECKI	1:42.561	18:10:54.269	3	Yamaha R6
188		Dawid KRAWIECKI	1:41.343	18:12:35.613	4	Yamaha R6

Session Leader History

NO	CL	NAME	FROM LAP	LAPS LED	DISTANCE	VEHICLE
190		Glenn WALSH	1	1	2.43 miles	Yamaha R6
188		Dawid KRAWIECKI	2	3	7.29 miles	Yamaha R6

Flag History

TYPE	TIME OF DAY
GREEN	18:05:37.509
FINISH	18:12:35.588

Flag Statistics

TYPE	COUNT	TOTAL LAPS	TOTAL TIME
Green	1	4	8:37.215
Red	0	0	0.000
Safety Car	0	0	0.000
FCY	0	0	0.000

Weather / Track : Cloudy / Wet

Results can be found at www.tsl-timing.com

Page 1 of 3

Brands Hatch GP
Circuit Length = 2.4332 miles
Start: 18:05 Flag 18:12 End: 18:14

Printed - 18:15 Sunday, 04 October 2020

BMCRC - MRO Championships 2020 - Rnd 4 @ Brands Hatch GP

Team Respro MRO 600 inc Clubman 600

RACE 21 - STATISTICS

CLASS :

10 Starters

Fastest Lap History

NO	NAME	LAP TIME	TIME OF DAY	LAP	VEHICLE
188	Dawid KRAWIECKI	1:43.505	18:09:11.708	2	Yamaha R6
188	Dawid KRAWIECKI	1:42.561	18:10:54.269	3	Yamaha R6
188	Dawid KRAWIECKI	1:41.343	18:12:35.613	4	Yamaha R6

Leader History

NO	NAME	FROM LAP	LAPS LED	DISTANCE	VEHICLE
190	Glenn WALSH	1	1	2.43 miles	Yamaha R6
188	Dawid KRAWIECKI	2	3	7.29 miles	Yamaha R6

BMCRC - MRO Championships 2020 - Rnd 4 @ Brands Hatch GP

Team Respro MRO 600 inc Clubman 600

RACE 21 - STATISTICS

CLASS : C

8 Starters

Fastest Lap History

NO	NAME	LAP TIME	TIME OF DAY	LAP	VEHICLE
12	Cedric BLOCH	1:47.288	18:09:19.501	2	Kawazaki ZX6R
12	Cedric BLOCH	1:45.725	18:11:05.227	3	Kawazaki ZX6R

Leader History

NO	NAME	FROM LAP	LAPS LED	DISTANCE	VEHICLE
12	Cedric BLOCH	1	3	7.29 miles	Kawazaki ZX6R
818	Alex BARKER	4	1	2.43 miles	Yamaha R6

BMCRC-MRO Championships 2020



MRO MINITWINS & BMCRC ROOKIE MINITWINS supported by **PROPERLY PROTECTED**

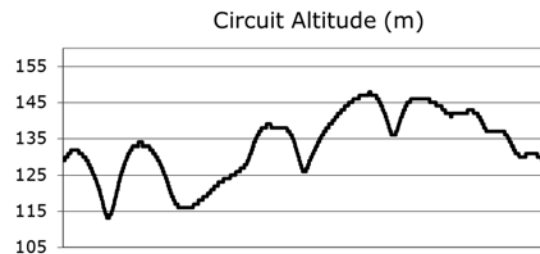
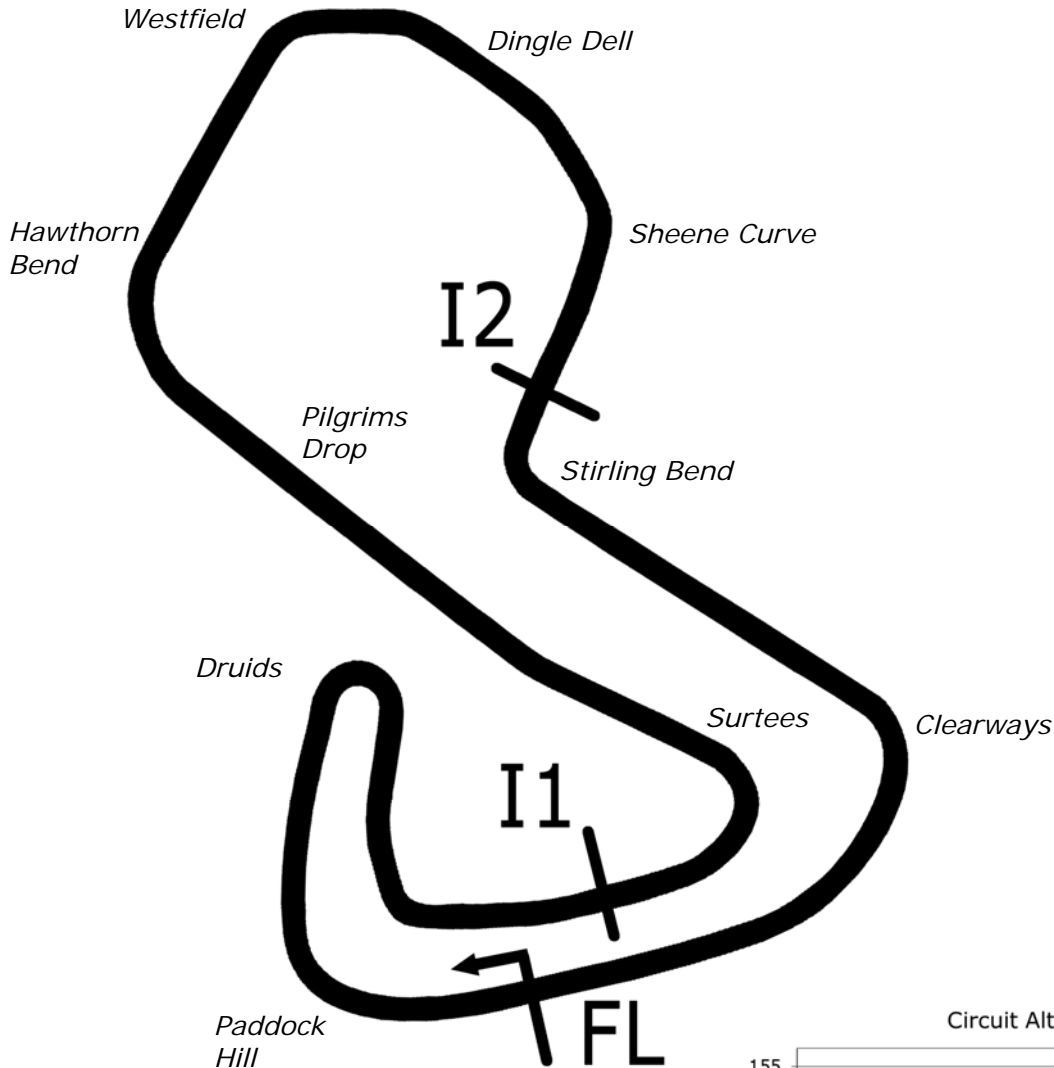
Brands Hatch GP Circuit

3rd / 4th October 2020



Results Provided by Timing Solutions Ltd
www.tsl-timing.com

Brands Hatch GP



Length	2.4332 miles	3916.0 m	
FL		51.36032 N	0.26032 E
I1	1116m	51.35934 N	0.25955 E
I2	2928m	51.35532 N	0.26250 E
Pit Entry	3646m	51.35911 N	0.25743 E
Pit Exit	26m after FL	51.36027 N	0.26078 E
Pit Entry-Pit Exit 277m, 16.6s @60kph, 12.4s @80kph			

All results available at www.tsl-timing.com

BMCRC - MRO Championships 2020 - Rnd 4 @ Brands Hatch GP



MRO Minitwins & BMCRC Rookie Minitwins (Supported by Properly Protected)

QUALIFYING - CLASSIFICATION

POS	NO	CL	PIC NAME	ENTRY	TIME	ON	LAPS	GAP	DIFF	MPH
1	96		1 Dan HARRIS	Suzuki SV650 - HP Racing	1:49.748	5	5			79.81
2	155		2 Richard HARRIS	Suzuki SV650 - HP Racing	1:50.544	4	5	0.796	0.796	79.24
3	232		3 Matt WETHERELL	Suzuki SV650 - MSG Racing/Lamonde.com/FWR Tyres	1:51.329	5	6	1.581	0.785	78.68
4	86		4 Paul WITHERINGTON	Suzuki SV650 - PJW Plumbers	1:52.178	5	6	2.430	0.849	78.08
5	26		5 Glynn DAVIES	Suzuki SV650 -	1:52.386	5	5	2.638	0.208	77.94
6	87		6 Jake POVAH	Suzuki SV650 - www.78plate.com	1:53.302	5	5	3.554	0.916	77.31
7	257	R	1 Connor HOOD	Suzuki SV650S - CMW motorcycles	1:53.807	6	6	4.059	0.505	76.97
8	97	R	2 Alex MANN	Suzuki SV650 - TT50 Cars,Prestige,Denham Hedley Corr	1:54.653	4	6	4.905	0.846	76.40
9	717	R	3 James SHEEHAN	Suzuki GLADIUS 650 - Sheehan Racing	1:54.696	4	5	4.948	0.043	76.37
10	62	R	4 James KING	Suzuki SV650 -	1:56.142	5	5	6.394	1.446	75.42
11	19		7 Kevin LILLEY	Suzuki SV650 - Trafalgar Cleaning Eqpt. / Steve Jordan	1:56.420	5	5	6.672	0.278	75.24
12	137		8 Charlie CRAWT	Suzuki SV650 - AM Advanced Engineering / Tea & Cake	1:57.046	4	5	7.298	0.626	74.84
13	8		9 Darren CORKETT	Suzuki SV650 - Jackson & Phillips	1:57.130	4	5	7.382	0.084	74.78
14	7		10 Richard HICKLING	Suzuki SV650 - All the Pickles	1:57.457	5	5	7.709	0.327	74.57
15	23		11 Claire BECKETT	Suzuki SV650 - P Shells & Sons	1:58.224	4	6	8.476	0.767	74.09
16	12		12 Russell TAYLOR	Suzuki SV650 -	1:58.282	5	5	8.534	0.058	74.05
17	95		13 John REYNOLDS	Suzuki SV650 - Fins Motorcycles	1:58.882	5	5	9.134	0.600	73.68
18	71		14 Colin CLUNE	Suzuki SV650 -	1:59.920	5	5	10.172	1.038	73.04
19	45		15 Tom STEVENS	Suzuki SV650 -	2:01.051	5	5	11.303	1.131	72.36
20	81		16 Malvern MAY	Suzuki SV650 -	2:01.592	5	5	11.844	0.541	72.04
21	911	R	5 Craig GIFFORD	Suzuki SV650 - Meala Racing Development	2:01.872	5	5	12.124	0.280	71.87
22	40		17 Simon WILKINSON	Suzuki SV650 - S P Wilkinson Engineering Ltd	2:01.896	4	5	12.148	0.024	71.86
23	561		18 David LESLIE	Suzuki SV650 -	2:02.909	5	5	13.161	1.013	71.27
24	34		19 Andrew JOHNSON	Suzuki SV650 - Rose & Charlie Racing	2:03.065	5	5	13.317	0.156	71.18
25	84		20 Ricardo BRANCO	Suzuki SV650 - IMP Racing	2:03.193	5	5	13.445	0.128	71.10
26	64		21 Phil ELLIS	Suzuki SV650 -	2:03.827	4	5	14.079	0.634	70.74
27	159		22 Benn RIDGWELL	Suzuki SV650 - Ridgely Racing	2:04.149	4	5	14.401	0.322	70.55
28	63		23 Steve SMULOVIC	Suzuki SV650 - SFC Racing	2:04.307	5	5	14.559	0.158	70.46
29	199		24 Michael FROST	Suzuki SV650 -	2:04.828	5	5	15.080	0.521	70.17
30	51		25 Andrew DURANT	Suzuki SV650 -	2:06.188	4	5	16.440	1.360	69.41
31	105	R	6 Connor WADE	Suzuki SV650 - WELD CARE INDUSTRIES	2:06.688	2	5	16.940	0.500	69.14
32	163	R	7 Aaron OTTLEY	Suzuki SV650 - Sussex Motorcycle Valet, Hastings Kick	2:06.942	5	5	17.194	0.254	69.00
33	43		26 Daniel BARFORD	Suzuki SV650 - Shawell Tuning	2:07.809	5	5	18.061	0.867	68.53
34	11	R	8 Darren O'LEARY	Suzuki SV650 - Pompey Motorcycle Racing	2:08.043	5	5	18.295	0.234	68.41
35	83	R	9 Greg RYAN	Suzuki SV650 - Greg Ryan Racing 83 , Hell performance	2:10.545	4	5	20.797	2.502	67.10
36	58		27 Stacey KILLWORTH	Suzuki SV650 - BK/Evers	2:11.169	1	3	21.421	0.624	66.78
37	138	R	10 Craig JARMIN	Suzuki SV650 -	2:13.835	4	4	24.087	2.666	65.45
38	70		28 Vanessa GILLAM	Suzuki SV650 - No More Straps Ltd	2:28.752	3	4	39.004	14.917	58.88
39	710	R	11 Craig HENSTOCK	Suzuki SV650 -			0			

Brands Hatch GP
Circuit Length = 2.4332 miles
Start: 10:59 Flag 11:10 End: 11:12

Weather / Track : Cloudy / Wet

These results are provisional until the conclusion of any judicial and technical matters.

Clerk Of Course :	Steward :	Timekeeper :
-------------------	-----------	--------------

Results can be found at www.tsl-timing.com

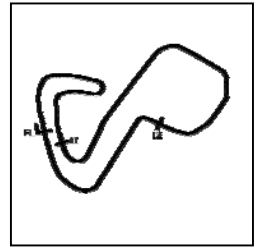
Printed - 11:14 Saturday, 03 October 2020



BMCRC - MRO Championships 2020 - Rnd 4 @ Brands Hatch GP

MRO Minitwins & BMCRC Rookie Minitwins (Supported by Properly Protected)

QUALIFYING - SECTOR ANALYSIS



SECTOR 1 = FL to I1, SECTOR 2 = I1 to I2, SECTOR 3 = I2 to FL, DIFF = Difference To Personal Best Lap, P = Crossed Finish Line in Pit Lane, D = Time Disallowed

P1 96		Dan HARRIS		Suzuki SV650 - HP Racing			
IDEAL LAP TIME : 1:49.640		BEST LAP TIME : 1:49.748		DIFFERENCE : 0.108			
LAP	SECTOR 1	SECTOR 2	SECTOR 3	LAP TIME	MPH	DIFF	TIME OF DAY
1 -	37.422	52.495	26.741	1:56.658	75.08	6.910	11:02:56.508
2 -	35.124	51.460	26.454	1:53.038	77.49	3.290	11:04:49.546
3 -	34.901	49.586	25.969	1:50.456 (3)	79.30	0.708	11:06:40.002
4 -	35.007	49.410	26.018	1:50.435 (2)	79.32	0.687	11:08:30.437
5 -	34.361	49.518	25.869	1:49.748 (1)	79.81		11:10:20.185

P2 155		Richard HARRIS		Suzuki SV650 - HP Racing			
IDEAL LAP TIME : 1:50.544		BEST LAP TIME : 1:50.544		DIFFERENCE : 0.000			
LAP	SECTOR 1	SECTOR 2	SECTOR 3	LAP TIME	MPH	DIFF	TIME OF DAY
1 -	36.853	55.242	26.969	1:59.064	73.57	8.520	11:03:00.972
2 -	35.339	51.184	26.988	1:53.511	77.17	2.967	11:04:54.483
3 -	35.964	50.300	26.187	1:52.451 (2)	77.89	1.907	11:06:46.934
4 -	34.646	49.805	26.093	1:50.544 (1)	79.24		11:08:37.478
5 -	34.696	51.881	26.437	1:53.014 (3)	77.51	2.470	11:10:30.492

P3 232		Matt WETHERELL		Suzuki SV650 - MSG Racing/Lamonde.com/FWR Tyres			
IDEAL LAP TIME : 1:50.759		BEST LAP TIME : 1:51.329		DIFFERENCE : 0.570			
LAP	SECTOR 1	SECTOR 2	SECTOR 3	LAP TIME	MPH	DIFF	TIME OF DAY
1 -	36.446	51.554	26.382	1:54.382	76.58	3.053	11:02:21.545
2 -	35.619	50.490	26.547	1:52.656 (3)	77.75	1.327	11:04:14.201
3 -	35.426	50.044	26.042	1:51.512 (2)	78.55	0.183	11:06:05.713
4 -	35.797	50.754	26.129	1:52.680	77.74	1.351	11:07:58.393
5 -	34.673	50.453	26.203	1:51.329 (1)	78.68		11:09:49.722
6 -	35.297	50.278	27.149	1:52.724	77.71	1.395	11:11:42.446

P4 86		Paul WITHERINGTON		Suzuki SV650 - PJW Plumbers			
IDEAL LAP TIME : 1:51.974		BEST LAP TIME : 1:52.178		DIFFERENCE : 0.204			
LAP	SECTOR 1	SECTOR 2	SECTOR 3	LAP TIME	MPH	DIFF	TIME OF DAY
1 -	40.724	54.755	27.432	2:02.911	71.26	10.733	11:03:01.343
2 -	36.865	52.276	26.832	1:55.973	75.53	3.795	11:04:57.316
3 -	37.252	51.726	26.448	1:55.426 (3)	75.89	3.248	11:06:52.742
4 -	35.454	51.040	26.169	1:52.663 (2)	77.75	0.485	11:08:45.405
5 -	35.204	50.601	26.373	1:52.178 (1)	78.08		11:10:37.583
6 -	35.263	53.541	27.379	1:56.183	75.39	4.005	11:12:33.766

P5 26		Glynn DAVIES		Suzuki SV650 -			
IDEAL LAP TIME : 1:52.386		BEST LAP TIME : 1:52.386		DIFFERENCE : 0.000			
LAP	SECTOR 1	SECTOR 2	SECTOR 3	LAP TIME	MPH	DIFF	TIME OF DAY
1 -	40.157	52.583	27.380	2:00.120	72.92	7.734	11:03:35.976
2 -	37.239	51.268	27.216	1:55.723	75.69	3.337	11:05:31.699
3 -	35.888	52.569	27.066	1:55.523 (3)	75.82	3.137	11:07:27.222
4 -	36.523	51.674	26.301	1:54.498 (2)	76.50	2.112	11:09:21.720
5 -	35.336	50.890	26.160	1:52.386 (1)	77.94		11:11:14.106

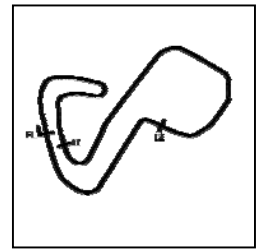
P6 87		Jake POVAH		Suzuki SV650 - www.78plate.com			
IDEAL LAP TIME : 1:53.208		BEST LAP TIME : 1:53.302		DIFFERENCE : 0.094			
LAP	SECTOR 1	SECTOR 2	SECTOR 3	LAP TIME	MPH	DIFF	TIME OF DAY
1 -	37.392	53.958	27.228	1:58.578	73.87	5.276	11:03:18.176
2 -	36.815	51.432	26.950	1:55.197	76.04	1.895	11:05:13.373
3 -	35.968	51.661	26.898	1:54.527 (3)	76.48	1.225	11:07:07.900
4 -	36.302	51.054	27.032	1:54.388 (2)	76.58	1.086	11:09:02.288
5 -	35.941	50.369	26.992	1:53.302 (1)	77.31		11:10:55.590

Weather / Track : Cloudy / Wet

BMCRC - MRO Championships 2020 - Rnd 4 @ Brands Hatch GP

MRO Minitwins & BMCRC Rookie Minitwins (Supported by Properly Protected)

QUALIFYING - SECTOR ANALYSIS



SECTOR 1 = FL to I1, SECTOR 2 = I1 to I2, SECTOR 3 = I2 to FL, DIFF = Difference To Personal Best Lap, P = Crossed Finish Line in Pit Lane, D = Time Disallowed

P7 257 R		Connor HOOD		Suzuki SV650S - CMW motorcycles			
IDEAL LAP TIME : 1:53.134		BEST LAP TIME : 1:53.807		DIFFERENCE : 0.673			
LAP	SECTOR 1	SECTOR 2	SECTOR 3	LAP TIME	MPH	DIFF	TIME OF DAY
1 -	38.586	54.195	27.412	2:00.193	72.88	6.386	11:02:39.663
2 -	36.454	52.425	27.048	1:55.927	75.56	2.120	11:04:35.590
3 -	35.794	51.157	27.006	1:53.957 (2)	76.86	0.150	11:06:29.547
4 -	35.996	51.483	26.823	1:54.302 (3)	76.63	0.495	11:08:23.849
5 -	36.702	52.104	26.571	1:55.377	75.92	1.570	11:10:19.226
6 -	36.178	51.446	26.183	1:53.807 (1)	76.97		11:12:13.033

P8 97 R		Alex MANN		Suzuki SV650 - TT50 Cars, Prestige, Denham Hedley Commerci			
IDEAL LAP TIME : 1:54.392		BEST LAP TIME : 1:54.653		DIFFERENCE : 0.261			
LAP	SECTOR 1	SECTOR 2	SECTOR 3	LAP TIME	MPH	DIFF	TIME OF DAY
1 -	37.672	55.375	27.975	2:01.022	72.38	6.369	11:02:37.135
2 -	37.170	53.805	27.813	1:58.788	73.74	4.135	11:04:35.923
3 -	36.323	52.107	27.705	1:56.135 (3)	75.42	1.482	11:06:32.058
4 -	36.040	51.465	27.148	1:54.653 (1)	76.40		11:08:26.711
5 -	37.129	51.937	27.778	1:56.844	74.97	2.191	11:10:23.555
6 -	35.806	52.295	27.121	1:55.222 (2)	76.02	0.569	11:12:18.777

P9 717 R		James SHEEHAN		Suzuki GLADIUS 650 - Sheehan Racing			
IDEAL LAP TIME : 1:54.435		BEST LAP TIME : 1:54.696		DIFFERENCE : 0.261			
LAP	SECTOR 1	SECTOR 2	SECTOR 3	LAP TIME	MPH	DIFF	TIME OF DAY
1 -	37.641	54.418	27.702	1:59.761	73.14	5.065	11:02:45.963
2 -	37.459	52.079	27.332	1:56.870	74.95	2.174	11:04:42.833
3 -	36.738	51.819	26.949	1:55.506 (2)	75.83	0.810	11:06:38.339
4 -	36.769	51.027	26.900	1:54.696 (1)	76.37		11:08:33.035
5 -	36.508	51.736	27.308	1:55.552 (3)	75.80	0.856	11:10:28.587

P10 62 R		James KING		Suzuki SV650 -			
IDEAL LAP TIME : 1:55.386		BEST LAP TIME : 1:56.142		DIFFERENCE : 0.756			
LAP	SECTOR 1	SECTOR 2	SECTOR 3	LAP TIME	MPH	DIFF	TIME OF DAY
1 -	39.114	53.102	27.338	1:59.554	73.27	3.412	11:03:37.411
2 -	37.042	52.594	26.953	1:56.589 (2)	75.13	0.447	11:05:34.000
3 -	36.248	53.377	27.156	1:56.781 (3)	75.01	0.639	11:07:30.781
4 -	36.507	54.206	27.808	1:58.521	73.90	2.379	11:09:29.302
5 -	35.839	53.117	27.186	1:56.142 (1)	75.42		11:11:25.444

P11 19		Kevin LILLEY		Suzuki SV650 - Trafalgar Cleaning Eqpt. / Steve Jordan Motorcy			
IDEAL LAP TIME : 1:55.891		BEST LAP TIME : 1:56.420		DIFFERENCE : 0.529			
LAP	SECTOR 1	SECTOR 2	SECTOR 3	LAP TIME	MPH	DIFF	TIME OF DAY
1 -	39.104	52.628	27.197	1:58.929	73.65	2.509	11:02:57.907
2 -	36.840	52.331	27.763	1:56.934 (2)	74.91	0.514	11:04:54.841
3 -	41.295	53.338	28.356	2:02.989	71.22	6.569	11:06:57.830
4 -	37.328	52.226	27.500	1:57.054 (3)	74.83	0.634	11:08:54.884
5 -	36.468	52.379	27.573	1:56.420 (1)	75.24		11:10:51.304

P12 137		Charlie CRAWT		Suzuki SV650 - AM Advanced Engineering / Tea & Cake Time F			
IDEAL LAP TIME : 1:56.666		BEST LAP TIME : 1:57.046		DIFFERENCE : 0.380			
LAP	SECTOR 1	SECTOR 2	SECTOR 3	LAP TIME	MPH	DIFF	TIME OF DAY
1 -	39.033	55.291	28.788	2:03.112	71.15	6.066	11:03:08.775
2 -	39.320	53.857	28.659	2:01.836	71.89	4.790	11:05:10.611
3 -	37.144	53.958	27.793	1:58.895 (3)	73.67	1.849	11:07:09.506
4 -	36.809	52.948	27.289	1:57.046 (1)	74.84		11:09:06.552
5 -	37.944	52.568	27.623	1:58.135 (2)	74.15	1.089	11:11:04.687

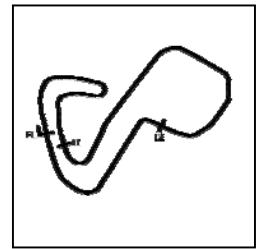
Weather / Track : Cloudy / Wet

Brands Hatch GP
Circuit Length = 2.4332 miles
Start: 10:59 Flag 11:10 End: 11:12

BMCRC - MRO Championships 2020 - Rnd 4 @ Brands Hatch GP

MRO Minitwins & BMCRC Rookie Minitwins (Supported by Properly Protected)

QUALIFYING - SECTOR ANALYSIS



SECTOR 1 = FL to I1, SECTOR 2 = I1 to I2, SECTOR 3 = I2 to FL, DIFF = Difference To Personal Best Lap, P = Crossed Finish Line in Pit Lane, D = Time Disallowed

P13 8		Darren CORKETT		Suzuki SV650 - Jackson & Phillips			
IDEAL LAP TIME : 1:56.765		BEST LAP TIME : 1:57.130		DIFFERENCE : 0.365			
LAP	SECTOR 1	SECTOR 2	SECTOR 3	LAP TIME	MPH	DIFF	TIME OF DAY
1 -	41.573	58.438	28.885	2:08.896	67.96	11.766	11:03:46.381
2 -	37.611	52.924	27.831	1:58.366 (3)	74.00	1.236	11:05:44.747
3 -	36.702	53.649	27.202	1:57.553 (2)	74.51	0.423	11:07:42.300
4 -	36.919	53.072	27.139	1:57.130 (1)	74.78		11:09:39.430
5 -	37.240	53.334	27.883	1:58.457	73.94	1.327	11:11:37.887

P14 7		Richard HICKLING		Suzuki SV650 - All the Pickles			
IDEAL LAP TIME : 1:57.457		BEST LAP TIME : 1:57.457		DIFFERENCE : 0.000			
LAP	SECTOR 1	SECTOR 2	SECTOR 3	LAP TIME	MPH	DIFF	TIME OF DAY
1 -	41.379	57.550	28.947	2:07.876	68.50	10.419	11:02:50.337
2 -	39.342	55.937	28.257	2:03.536	70.90	6.079	11:04:53.873
3 -	38.878	55.224	27.736	2:01.838 (3)	71.89	4.381	11:06:55.711
4 -	38.211	53.068	27.395	1:58.674 (2)	73.81	1.217	11:08:54.385
5 -	37.546	52.522	27.389	1:57.457 (1)	74.57		11:10:51.842

P15 23		Claire BECKETT		Suzuki SV650 - P Sheils & Sons			
IDEAL LAP TIME : 1:57.052		BEST LAP TIME : 1:58.224		DIFFERENCE : 1.172			
LAP	SECTOR 1	SECTOR 2	SECTOR 3	LAP TIME	MPH	DIFF	TIME OF DAY
1 -	38.865	55.381	28.632	2:02.878	71.28	4.654	11:02:35.867
2 -	38.294	54.992	28.057	2:01.343	72.19	3.119	11:04:37.210
3 -	37.474	53.494	27.627	1:58.595 (2)	73.86	0.371	11:06:35.805
4 -	37.616	52.711	27.897	1:58.224 (1)	74.09		11:08:34.029
5 -	36.714	53.704	30.399	2:00.817 (3)	72.50	2.593	11:10:34.846
6 -	37.025	54.859	30.093	2:01.977	71.81	3.753	11:12:36.823

P16 12		Russell TAYLOR		Suzuki SV650 -			
IDEAL LAP TIME : 1:58.055		BEST LAP TIME : 1:58.282		DIFFERENCE : 0.227			
LAP	SECTOR 1	SECTOR 2	SECTOR 3	LAP TIME	MPH	DIFF	TIME OF DAY
1 -	39.800	55.534	29.241	2:04.575	70.31	6.293	11:03:30.373
2 -	38.937	54.093	28.532	2:01.562	72.06	3.280	11:05:31.935
3 -	37.663	53.642	27.876	1:59.181 (2)	73.50	0.899	11:07:31.116
4 -	38.159	54.737	28.173	2:01.069 (3)	72.35	2.787	11:09:32.185
5 -	37.624	52.555	28.103	1:58.282 (1)	74.05		11:11:30.467

P17 95		John REYNOLDS		Suzuki SV650 - Fins Motorcycles			
IDEAL LAP TIME : 1:58.882		BEST LAP TIME : 1:58.882		DIFFERENCE : 0.000			
LAP	SECTOR 1	SECTOR 2	SECTOR 3	LAP TIME	MPH	DIFF	TIME OF DAY
1 -	37.720	56.722	28.660	2:03.102	71.15	4.220	11:03:06.807
2 -	38.506	55.691	28.591	2:02.788	71.34	3.906	11:05:09.595
3 -	37.357	54.492	27.920	1:59.769 (3)	73.13	0.887	11:07:09.364
4 -	37.881	54.109	27.635	1:59.625 (2)	73.22	0.743	11:09:08.989
5 -	37.344	54.032	27.506	1:58.882 (1)	73.68		11:11:07.871

P18 71		Colin CLUNE		Suzuki SV650 -			
IDEAL LAP TIME : 1:59.640		BEST LAP TIME : 1:59.920		DIFFERENCE : 0.280			
LAP	SECTOR 1	SECTOR 2	SECTOR 3	LAP TIME	MPH	DIFF	TIME OF DAY
1 -	39.021	54.983	29.182	2:03.186	71.11	3.266	11:03:22.224
2 -	38.365	54.283	28.390	2:01.038 (2)	72.37	1.118	11:05:23.262
3 -	38.445	55.438	28.396	2:02.279 (3)	71.63	2.359	11:07:25.541
4 -	38.222	56.760	28.845	2:03.827	70.74	3.907	11:09:29.368
5 -	37.694	53.556	28.670	1:59.920 (1)	73.04		11:11:29.288

Weather / Track : Cloudy / Wet

Brands Hatch GP

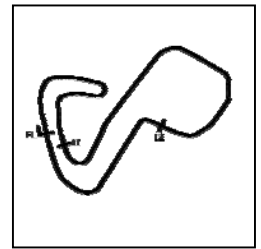
Circuit Length = 2.4332 miles

Start: 10:59 Flag 11:10 End: 11:12

BMCRC - MRO Championships 2020 - Rnd 4 @ Brands Hatch GP

MRO Minitwins & BMCRC Rookie Minitwins (Supported by Properly Protected)

QUALIFYING - SECTOR ANALYSIS



SECTOR 1 = FL to I1, SECTOR 2 = I1 to I2, SECTOR 3 = I2 to FL, DIFF = Difference To Personal Best Lap, P = Crossed Finish Line in Pit Lane, D = Time Disallowed

P19 45		Tom STEVENS		Suzuki SV650 -			
IDEAL LAP TIME : 2:01.051		BEST LAP TIME : 2:01.051		DIFFERENCE : 0.000			
LAP	SECTOR 1	SECTOR 2	SECTOR 3	LAP TIME	MPH	DIFF	TIME OF DAY
1 -	42.844	59.447	29.964	2:12.255	66.23	11.204	11:03:10.038
2 -	41.324	57.726	28.757	2:07.807	68.53	6.756	11:05:17.845
3 -	40.245	57.349	28.691	2:06.285 (3)	69.36	5.234	11:07:24.130
4 -	39.234	57.119	28.667	2:05.020 (2)	70.06	3.969	11:09:29.150
5 -	38.556	54.526	27.969	2:01.051 (1)	72.36		11:11:30.201

P20 81		Malvern MAY		Suzuki SV650 -			
IDEAL LAP TIME : 2:01.592		BEST LAP TIME : 2:01.592		DIFFERENCE : 0.000			
LAP	SECTOR 1	SECTOR 2	SECTOR 3	LAP TIME	MPH	DIFF	TIME OF DAY
1 -	40.634	56.968	29.142	2:06.744	69.11	5.152	11:02:57.959
2 -	39.973	55.396	28.801	2:04.170 (3)	70.54	2.578	11:05:02.129
3 -	39.222	55.685	29.354	2:04.261	70.49	2.669	11:07:06.390
4 -	39.209	55.197	28.960	2:03.366 (2)	71.00	1.774	11:09:09.756
5 -	38.785	54.049	28.758	2:01.592 (1)	72.04		11:11:11.348

P21 911 R		Craig GOFFORD		Suzuki SV650 - Meala Racing Development			
IDEAL LAP TIME : 2:01.196		BEST LAP TIME : 2:01.872		DIFFERENCE : 0.676			
LAP	SECTOR 1	SECTOR 2	SECTOR 3	LAP TIME	MPH	DIFF	TIME OF DAY
1 -	41.142	58.031	29.187	2:08.360	68.24	6.488	11:02:50.604
2 -	40.255	55.878	29.318	2:05.451	69.82	3.579	11:04:56.055
3 -	38.401	55.935	28.508	2:02.844 (2)	71.30	0.972	11:06:58.899
4 -	39.102	54.917	30.025	2:04.044 (3)	70.61	2.172	11:09:02.943
5 -	38.233	55.593	28.046	2:01.872 (1)	71.87		11:11:04.815

P22 40		Simon WILKINSON		Suzuki SV650 - S P Wilkinson Engineering Ltd			
IDEAL LAP TIME : 2:01.817		BEST LAP TIME : 2:01.896		DIFFERENCE : 0.079			
LAP	SECTOR 1	SECTOR 2	SECTOR 3	LAP TIME	MPH	DIFF	TIME OF DAY
1 -	41.071	56.891	29.801	2:07.763	68.56	5.867	11:03:05.212
2 -	39.926	56.484	28.903	2:05.313	69.90	3.417	11:05:10.525
3 -	38.474	55.353	28.532	2:02.359 (2)	71.59	0.463	11:07:12.884
4 -	38.189	55.128	28.579	2:01.896 (1)	71.86		11:09:14.780
5 -	38.316	56.147	28.500	2:02.963 (3)	71.23	1.067	11:11:17.743

P23 561		David LESLIE		Suzuki SV650 -			
IDEAL LAP TIME : 2:02.909		BEST LAP TIME : 2:02.909		DIFFERENCE : 0.000			
LAP	SECTOR 1	SECTOR 2	SECTOR 3	LAP TIME	MPH	DIFF	TIME OF DAY
1 -	40.936	59.549	28.629	2:09.114	67.84	6.205	11:03:56.677
2 -	39.064	1:00.559	29.896	2:09.519	67.63	6.610	11:06:06.196
3 -	39.049	58.939	29.683	2:07.671 (3)	68.61	4.762	11:08:13.867
4 -	39.449	57.833	28.327	2:05.609 (2)	69.73	2.700	11:10:19.476
5 -	38.026	56.946	27.937	2:02.909 (1)	71.27		11:12:22.385

P24 34		Andrew JOHNSON		Suzuki SV650 - Rose & Charlie Racing			
IDEAL LAP TIME : 2:03.065		BEST LAP TIME : 2:03.065		DIFFERENCE : 0.000			
LAP	SECTOR 1	SECTOR 2	SECTOR 3	LAP TIME	MPH	DIFF	TIME OF DAY
1 -	40.387	58.481	29.141	2:08.009	68.43	4.944	11:03:22.082
2 -	39.262	56.289	28.546	2:04.097 (3)	70.58	1.032	11:05:26.179
3 -	38.513	56.473	28.763	2:03.749 (2)	70.78	0.684	11:07:29.928
4 -	38.789	57.115	28.928	2:04.832	70.17	1.767	11:09:34.760
5 -	38.506	56.151	28.408	2:03.065 (1)	71.18		11:11:37.825

Weather / Track : Cloudy / Wet

Brands Hatch GP

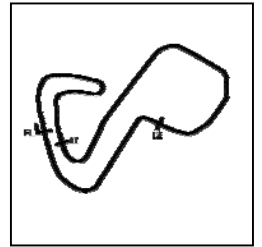
Circuit Length = 2.4332 miles

Start: 10:59 Flag 11:10 End: 11:12

BMCRC - MRO Championships 2020 - Rnd 4 @ Brands Hatch GP

MRO Minitwins & BMCRC Rookie Minitwins (Supported by Properly Protected)

QUALIFYING - SECTOR ANALYSIS



SECTOR 1 = FL to I1, SECTOR 2 = I1 to I2, SECTOR 3 = I2 to FL, DIFF = Difference To Personal Best Lap, P = Crossed Finish Line in Pit Lane, D = Time Disallowed

P25 84		Ricardo BRANCO		Suzuki SV650 - IMP Racing			
IDEAL LAP TIME : 2:03.193		BEST LAP TIME : 2:03.193		DIFFERENCE : 0.000			
LAP	SECTOR 1	SECTOR 2	SECTOR 3	LAP TIME	MPH	DIFF	TIME OF DAY
1 -	41.294	57.390	29.161	2:07.845	68.51	4.652	11:02:46.597
2 -	40.104	56.821	28.855	2:05.780	69.64	2.587	11:04:52.377
3 -	39.834	55.811	29.098	2:04.743 (3)	70.22	1.550	11:06:57.120
4 -	39.706	55.398	28.897	2:04.001 (2)	70.64	0.808	11:09:01.121
5 -	39.659	55.244	28.290	2:03.193 (1)	71.10		11:11:04.314

P26 64		Phil ELLIS		Suzuki SV650 -			
IDEAL LAP TIME : 2:03.156		BEST LAP TIME : 2:03.827		DIFFERENCE : 0.671			
LAP	SECTOR 1	SECTOR 2	SECTOR 3	LAP TIME	MPH	DIFF	TIME OF DAY
1 -	40.693	58.291	29.251	2:08.235	68.31	4.408	11:02:50.263
2 -	39.124	56.979	29.735	2:05.838	69.61	2.011	11:04:56.101
3 -	40.651	55.567	28.465	2:04.683 (3)	70.25	0.856	11:07:00.784
4 -	39.138	55.711	28.978	2:03.827 (1)	70.74		11:09:04.611
5 -	39.281	55.711	29.278	2:04.270 (2)	70.49	0.443	11:11:08.881

P27 159		Benn RIDGWELL		Suzuki SV650 - Ridgely Racing			
IDEAL LAP TIME : 2:03.538		BEST LAP TIME : 2:04.149		DIFFERENCE : 0.611			
LAP	SECTOR 1	SECTOR 2	SECTOR 3	LAP TIME	MPH	DIFF	TIME OF DAY
1 -	40.298	57.071	28.568	2:05.937	69.55	1.788	11:03:53.223
2 -	39.898	57.615	29.869	2:07.382	68.76	3.233	11:06:00.605
3 -	39.645	55.802	29.114	2:04.561 (3)	70.32	0.412	11:08:05.166
4 -	39.407	55.563	29.179	2:04.149 (1)	70.55		11:10:09.315
5 -	39.477	55.721	28.991	2:04.189 (2)	70.53	0.040	11:12:13.504

P28 63		Steve SMULOVIC		Suzuki SV650 - SFC Racing			
IDEAL LAP TIME : 2:04.307		BEST LAP TIME : 2:04.307		DIFFERENCE : 0.000			
LAP	SECTOR 1	SECTOR 2	SECTOR 3	LAP TIME	MPH	DIFF	TIME OF DAY
1 -	43.456	1:00.989	31.012	2:15.457	64.66	11.150	11:03:49.329
2 -	41.370	59.644	29.901	2:10.915	66.91	6.608	11:06:00.244
3 -	40.586	58.459	30.317	2:09.362 (3)	67.71	5.055	11:08:09.606
4 -	40.584	57.423	29.656	2:07.663 (2)	68.61	3.356	11:10:17.269
5 -	39.424	56.206	28.677	2:04.307 (1)	70.46		11:12:21.576

P29 199		Michael FROST		Suzuki SV650 -			
IDEAL LAP TIME : 2:04.828		BEST LAP TIME : 2:04.828		DIFFERENCE : 0.000			
LAP	SECTOR 1	SECTOR 2	SECTOR 3	LAP TIME	MPH	DIFF	TIME OF DAY
1 -	42.576	58.824	29.483	2:10.883	66.92	6.055	11:03:07.293
2 -	40.660	58.432	29.403	2:08.495	68.17	3.667	11:05:15.788
3 -	39.871	57.645	29.630	2:07.146 (2)	68.89	2.318	11:07:22.934
4 -	39.956	58.207	29.218	2:07.381 (3)	68.76	2.553	11:09:30.315
5 -	39.471	56.166	29.191	2:04.828 (1)	70.17		11:11:35.143

P30 51		Andrew DURANT		Suzuki SV650 -			
IDEAL LAP TIME : 2:05.622		BEST LAP TIME : 2:06.188		DIFFERENCE : 0.566			
LAP	SECTOR 1	SECTOR 2	SECTOR 3	LAP TIME	MPH	DIFF	TIME OF DAY
1 -	43.137	59.033	32.065	2:14.235	65.25	8.047	11:03:11.657
2 -	41.649	57.849	30.366	2:09.864	67.45	3.676	11:05:21.521
3 -	42.021	56.777	30.937	2:09.735 (3)	67.52	3.547	11:07:31.256
4 -	40.630	55.869	29.689	2:06.188 (1)	69.41		11:09:37.444
5 -	40.064	56.052	30.200	2:06.316 (2)	69.34	0.128	11:11:43.760

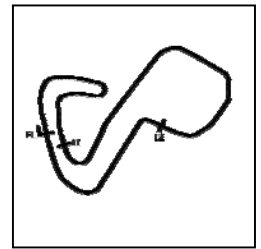
Weather / Track : Cloudy / Wet

Brands Hatch GP
Circuit Length = 2.4332 miles
Start: 10:59 Flag 11:10 End: 11:12

BMCRC - MRO Championships 2020 - Rnd 4 @ Brands Hatch GP

MRO Minitwins & BMCRC Rookie Minitwins (Supported by Properly Protected)

QUALIFYING - SECTOR ANALYSIS



SECTOR 1 = FL to I1, SECTOR 2 = I1 to I2, SECTOR 3 = I2 to FL, DIFF = Difference To Personal Best Lap, P = Crossed Finish Line in Pit Lane, D = Time Disallowed

P31 105 R		Connor WADE		Suzuki SV650 - WELD CARE INDUSTRIES			
IDEAL LAP TIME : 2:06.390		BEST LAP TIME : 2:06.688		DIFFERENCE : 0.298			
LAP	SECTOR 1	SECTOR 2	SECTOR 3	LAP TIME	MPH	DIFF	TIME OF DAY
1 -	41.449	1:00.104	30.624	2:12.177	66.27	5.489	11:03:35.280
2 -	39.761	57.935	28.992	2:06.688 (1)	69.14		11:05:41.968
3 -	40.815	59.248	29.700	2:09.763	67.50	3.075	11:07:51.731
4 -	40.187	57.637	29.359	2:07.183 (2)	68.87	0.495	11:09:58.914
5 -	40.086	58.535	29.632	2:08.253 (3)	68.30	1.565	11:12:07.167

P32 163 R		Aaron OTTLEY		Suzuki SV650 - Sussex Motorcycle Valet, Hastings Kickboxing			
IDEAL LAP TIME : 2:06.684		BEST LAP TIME : 2:06.942		DIFFERENCE : 0.258			
LAP	SECTOR 1	SECTOR 2	SECTOR 3	LAP TIME	MPH	DIFF	TIME OF DAY
1 -	40.839	1:00.112	29.493	2:10.444	67.15	3.502	11:03:04.898
2 -	40.931	1:00.869	30.177	2:11.977	66.37	5.035	11:05:16.875
3 -	40.579	59.824	29.575	2:09.978 (3)	67.39	3.036	11:07:26.853
4 -	39.819	58.633	29.669	2:08.121 (2)	68.37	1.179	11:09:34.974
5 -	40.077	57.847	29.018	2:06.942 (1)	69.00		11:11:41.916

P33 43		Daniel BARFORD		Suzuki SV650 - Shawell Tuning			
IDEAL LAP TIME : 2:07.590		BEST LAP TIME : 2:07.809		DIFFERENCE : 0.219			
LAP	SECTOR 1	SECTOR 2	SECTOR 3	LAP TIME	MPH	DIFF	TIME OF DAY
1 -	42.604	59.354	30.638	2:12.596	66.06	4.787	11:03:06.907
2 -	42.058	57.641	30.611	2:10.310	67.22	2.501	11:05:17.217
3 -	41.791	58.396	29.974	2:10.161 (3)	67.30	2.352	11:07:27.378
4 -	41.107	56.710	30.182	2:07.999 (2)	68.43	0.190	11:09:35.377
5 -	40.940	56.929	29.940	2:07.809 (1)	68.53		11:11:43.186

P34 11 R		Darren O'LEARY		Suzuki SV650 - Pompey Motorcycle Racing			
IDEAL LAP TIME : 2:07.888		BEST LAP TIME : 2:08.043		DIFFERENCE : 0.155			
LAP	SECTOR 1	SECTOR 2	SECTOR 3	LAP TIME	MPH	DIFF	TIME OF DAY
1 -	41.343	57.679	30.117	2:09.139	67.83	1.096	11:03:35.936
2 -	41.040	57.625	30.510	2:09.175	67.81	1.132	11:05:45.111
3 -	41.268	57.643	30.017	2:08.928 (2)	67.94	0.885	11:07:54.039
4 -	40.864	57.838	30.286	2:08.988 (3)	67.91	0.945	11:10:03.027
5 -	40.315	57.780	29.948	2:08.043 (1)	68.41		11:12:11.070

P35 83 R		Greg RYAN		Suzuki SV650 - Greg Ryan Racing 83 , Hell performance			
IDEAL LAP TIME : 2:10.370		BEST LAP TIME : 2:10.545		DIFFERENCE : 0.175			
LAP	SECTOR 1	SECTOR 2	SECTOR 3	LAP TIME	MPH	DIFF	TIME OF DAY
1 -	43.330	1:01.153	30.453	2:14.936	64.91	4.391	11:03:47.476
2 -	42.463	1:01.621	30.340	2:14.424	65.16	3.879	11:06:01.900
3 -	41.846	59.860	30.046	2:11.752 (2)	66.48	1.207	11:08:13.652
4 -	41.666	59.247	29.632	2:10.545 (1)	67.10		11:10:24.197
5 -	41.491	1:00.431	30.279	2:12.201 (3)	66.26	1.656	11:12:36.398

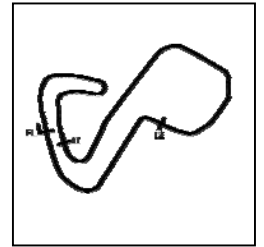
P36 58		Stacey KILLWORTH		Suzuki SV650 - BK/Everns			
IDEAL LAP TIME : 2:10.730		BEST LAP TIME : 2:11.169		DIFFERENCE : 0.439			
LAP	SECTOR 1	SECTOR 2	SECTOR 3	LAP TIME	MPH	DIFF	TIME OF DAY
1 -	41.526	58.778	30.865	2:11.169 (1)	66.78		11:03:37.831
2 -	42.873	1:00.536	30.836	2:14.245 (3)	65.25	3.076	11:05:52.076
3 -	42.244	59.916	30.426	2:12.586 (2)	66.06	1.417	11:08:04.662

Weather / Track : Cloudy / Wet

BMCRC - MRO Championships 2020 - Rnd 4 @ Brands Hatch GP

MRO Minitwins & BMCRC Rookie Minitwins (Supported by Properly Protected)

QUALIFYING - SECTOR ANALYSIS



SECTOR 1 = FL to I1, SECTOR 2 = I1 to I2, SECTOR 3 = I2 to FL, DIFF = Difference To Personal Best Lap, P = Crossed Finish Line in Pit Lane, D = Time Disallowed

P37 138 R		Craig JARMIN		Suzuki SV650 -			
IDEAL LAP TIME : 2:13.465		BEST LAP TIME : 2:13.835		DIFFERENCE : 0.370			
LAP	SECTOR 1	SECTOR 2	SECTOR 3	LAP TIME	MPH	DIFF	TIME OF DAY
1 -	44.766	1:01.539	31.079	2:17.384	63.76	3.549	11:03:51.899
2 -	43.126	1:00.038	31.007	2:14.171 (2)	65.28	0.336	11:06:06.070
3 -	44.081	59.790	31.284	2:15.155 (3)	64.81	1.320	11:08:21.225
4 -	42.856	1:00.141	30.838	2:13.835 (1)	65.45		11:10:35.060

P38 70		Vanessa GILLAM		Suzuki SV650 - No More Straps Ltd			
IDEAL LAP TIME : 2:28.698		BEST LAP TIME : 2:28.752		DIFFERENCE : 0.054			
LAP	SECTOR 1	SECTOR 2	SECTOR 3	LAP TIME	MPH	DIFF	TIME OF DAY
1 -	48.681	1:09.893	34.895	2:33.469	57.07	4.717	11:04:04.183
2 -	47.479	1:09.845	34.205	2:31.529 (3)	57.80	2.777	11:06:35.712
3 -	47.107	1:07.483	34.162	2:28.752 (1)	58.88		11:09:04.464
4 -	47.623	1:07.429	34.522	2:29.574 (2)	58.56	0.822	11:11:34.038

BMCRC - MRO Championships 2020 - Rnd 4 @ Brands Hatch GP

MRO Minitwins & BMCRC Rookie Minitwins (Supported by Properly Protected)

QUALIFYING - BEST SECTORS

SECTOR 1				SECTOR 2				SECTOR 3				IDEAL / BEST COMPARISON			
POS	NO	NAME	TIME	NO	NAME	TIME	NO	NAME	TIME	POS	NO	NAME	IDEAL	BEST	DIFF
													PERFECT LAP	1:49.640	
1	96	HARRIS	34.361	96	HARRIS	49.410	96	HARRIS	25.869	1	96	HARRIS	1:49.640	1:49.748	0.108
2	155	HARRIS	34.646	155	HARRIS	49.805	232	WETHERELL	26.042	2	155	HARRIS	1:50.544	1:50.544	0.000
3	232	WETHERELL	34.673	232	WETHERELL	50.044	155	HARRIS	26.093	3	232	WETHERELL	1:50.759	1:51.329	0.570
4	86	WITHERINGTON	35.204	87	POVAH	50.369	26	DAVIES	26.160	4	86	WITHERINGTON	1:51.974	1:52.178	0.204
5	26	DAVIES	35.336	86	WITHERINGTON	50.601	86	WITHERINGTON	26.169	5	26	DAVIES	1:52.386	1:52.386	0.000
6	257	HOOD	35.794	26	DAVIES	50.890	257	HOOD	26.183	6	257	HOOD	1:53.134	1:53.807	0.673
7	97	MANN	35.806	717	SHEEHAN	51.027	87	POVAH	26.898	7	87	POVAH	1:53.208	1:53.302	0.094
8	62	KING	35.839	257	HOOD	51.157	717	SHEEHAN	26.900	8	97	MANN	1:54.392	1:54.653	0.261
9	87	POVAH	35.941	97	MANN	51.465	62	KING	26.953	9	717	SHEEHAN	1:54.435	1:54.696	0.261
10	19	LILLEY	36.468	19	LILLEY	52.226	97	MANN	27.121	10	62	KING	1:55.386	1:56.142	0.756
11	717	SHEEHAN	36.508	7	HICKLING	52.522	8	CORKETT	27.139	11	19	LILLEY	1:55.891	1:56.420	0.529
12	8	CORKETT	36.702	12	TAYLOR	52.555	19	LILLEY	27.197	12	137	CRAWT	1:56.666	1:57.046	0.380
13	23	BECKETT	36.714	137	CRAWT	52.568	137	CRAWT	27.289	13	8	CORKETT	1:56.765	1:57.130	0.365
14	137	CRAWT	36.809	62	KING	52.594	7	HICKLING	27.389	14	23	BECKETT	1:57.052	1:58.224	1.172
15	95	REYNOLDS	37.344	23	BECKETT	52.711	95	REYNOLDS	27.506	15	7	HICKLING	1:57.457	1:57.457	0.000
16	7	HICKLING	37.546	8	CORKETT	52.924	23	BECKETT	27.627	16	12	TAYLOR	1:58.055	1:58.282	0.227
17	12	TAYLOR	37.624	71	CLUNE	53.556	12	TAYLOR	27.876	17	95	REYNOLDS	1:58.882	1:58.882	0.000
18	71	CLUNE	37.694	95	REYNOLDS	54.032	561	LESLIE	27.937	18	71	CLUNE	1:59.640	1:59.920	0.280
19	561	LESLIE	38.026	81	MAY	54.049	45	STEVENS	27.969	19	45	STEVENS	2:01.051	2:01.051	0.000
20	40	WILKINSON	38.189	45	STEVENS	54.526	911	GOFFORD	28.046	20	911	GOFFORD	2:01.196	2:01.872	0.676
21	911	GOFFORD	38.233	911	GOFFORD	54.917	84	BRANCO	28.290	21	81	MAY	2:01.592	2:01.592	0.000
22	34	JOHNSON	38.506	40	WILKINSON	55.128	71	CLUNE	28.390	22	40	WILKINSON	2:01.817	2:01.896	0.079
23	45	STEVENS	38.556	84	BRANCO	55.244	34	JOHNSON	28.408	23	561	LESLIE	2:02.909	2:02.909	0.000
24	81	MAY	38.785	159	RIDGWELL	55.563	64	ELLIS	28.465	24	34	JOHNSON	2:03.065	2:03.065	0.000
25	64	ELLIS	39.124	64	ELLIS	55.567	40	WILKINSON	28.500	25	64	ELLIS	2:03.156	2:03.827	0.671
26	159	RIDGWELL	39.407	51	DURANT	55.869	159	RIDGWELL	28.568	26	84	BRANCO	2:03.193	2:03.193	0.000
27	63	SMULOVIC	39.424	34	JOHNSON	56.151	63	SMULOVIC	28.677	27	159	RIDGWELL	2:03.538	2:04.149	0.611
28	199	FROST	39.471	199	FROST	56.166	710	HENSTOCK	28.722	28	63	SMULOVIC	2:04.307	2:04.307	0.000
29	84	BRANCO	39.659	63	SMULOVIC	56.206	81	MAY	28.758	29	199	FROST	2:04.828	2:04.828	0.000
30	105	WADE	39.761	43	BARFORD	56.710	105	WADE	28.992	30	51	DURANT	2:05.622	2:06.188	0.566
31	163	OTTLEY	39.819	561	LESLIE	56.946	163	OTTLEY	29.018	31	105	WADE	2:06.390	2:06.688	0.298
32	51	DURANT	40.064	11	O'LEARY	57.625	199	FROST	29.191	32	163	OTTLEY	2:06.684	2:06.942	0.258
33	710	HENSTOCK	40.244	105	WADE	57.637	83	RYAN	29.632	33	43	BARFORD	2:07.590	2:07.809	0.219
34	11	O'LEARY	40.315	163	OTTLEY	57.847	51	DURANT	29.689	34	11	O'LEARY	2:07.888	2:08.043	0.155
35	43	BARFORD	40.940	58	KILLWORTH	58.778	43	BARFORD	29.940	35	83	RYAN	2:10.370	2:10.545	0.175
36	83	RYAN	41.491	83	RYAN	59.247	11	O'LEARY	29.948	36	58	KILLWORTH	2:10.730	2:11.169	0.439
37	58	KILLWORTH	41.526	138	JARMIN	59.790	58	KILLWORTH	30.426	37	138	JARMIN	2:13.465	2:13.835	0.370
38	138	JARMIN	42.837	70	GILLAM	1:07.429	138	JARMIN	30.838	38	70	GILLAM	2:28.698	2:28.752	0.054
39	70	GILLAM	47.107				70	GILLAM	34.162						

Weather / Track : Cloudy / Wet

Results can be found at www.tsl-timing.com

Brands Hatch GP

Circuit Length = 2.4332 miles

Start: 10:59 Flag 11:10 End: 11:12

Printed - 11:15 Saturday, 03 October 2020

BMCRC - MRO Championships 2020 - Rnd 4 @ Brands Hatch GP

MRO Minitwins & BMCRC Rookie Minitwins (Supported by Properly Protected)

QUALIFYING - STATISTICS

Competitors Started 39
Planned Start 2020-10-03 @ 10:59:00.000
Actual Start 2020-10-03 @ 10:59:06.398
Finish Time 2020-10-03 @ 11:10:39.807
Track Length 2.4332mi.
Total Laps 194
Total Distance Covered 472.0581mi.

Session Fastest Lap History

NO	CL	NAME	LAP TIME	TIME OF DAY	LAP	VEHICLE
232		Matt WETHERELL	1:54.382	11:02:21.564	1	Suzuki SV650
232		Matt WETHERELL	1:52.656	11:04:14.220	2	Suzuki SV650
232		Matt WETHERELL	1:51.512	11:06:05.732	3	Suzuki SV650
96		Dan HARRIS	1:50.456	11:06:40.024	3	Suzuki SV650
96		Dan HARRIS	1:50.435	11:08:30.457	4	Suzuki SV650
96		Dan HARRIS	1:49.748	11:10:20.208	5	Suzuki SV650

Flag History

TYPE	TIME OF DAY
GREEN	10:59:06.398
FINISH	11:10:39.807

Flag Statistics

TYPE	COUNT	TOTAL LAPS	TOTAL TIME
Green	1	6	13:44.528
Red	0	0	0.000
Safety Car	0	0	0.000
FCY	0	0	0.000

BMCRC - MRO Championships 2020 - Rnd 4 @ Brands Hatch GP

MRO Minitwins & BMCRC Rookie Minitwins (Supported by Properly Protected)

QUALIFYING - STATISTICS

CLASS :

28 Starters

Fastest Lap History

NO	NAME	LAP TIME	TIME OF DAY	LAP	VEHICLE
232	Matt WETHERELL	1:54.382	11:02:21.564	1	Suzuki SV650
232	Matt WETHERELL	1:52.656	11:04:14.220	2	Suzuki SV650
232	Matt WETHERELL	1:51.512	11:06:05.732	3	Suzuki SV650
96	Dan HARRIS	1:50.456	11:06:40.024	3	Suzuki SV650
96	Dan HARRIS	1:50.435	11:08:30.457	4	Suzuki SV650
96	Dan HARRIS	1:49.748	11:10:20.208	5	Suzuki SV650

Weather / Track : Cloudy / Wet

Results can be found at www.tsl-timing.com

Page 2 of 3

Brands Hatch GP
Circuit Length = 2.4332 miles
Start: 10:59 Flag 11:10 End: 11:12
Printed - 11:15 Saturday, 03 October 2020

BMCRC - MRO Championships 2020 - Rnd 4 @ Brands Hatch GP

MRO Minitwins & BMCRC Rookie Minitwins (Supported by Properly Protected)

QUALIFYING - STATISTICS

CLASS : R

11 Starters

Fastest Lap History

NO	NAME	LAP TIME	TIME OF DAY	LAP	VEHICLE
97	Alex MANN	2:01.022	11:02:37.159	1	Suzuki SV650
257	Connor HOOD	2:00.193	11:02:39.686	1	Suzuki SV650S
717	James SHEEHAN	1:59.761	11:02:45.984	1	Suzuki GLADIUS 650
62	James KING	1:59.554	11:03:37.427	1	Suzuki SV650
257	Connor HOOD	1:55.927	11:04:35.613	2	Suzuki SV650S
257	Connor HOOD	1:53.957	11:06:29.571	3	Suzuki SV650S
257	Connor HOOD	1:53.807	11:12:13.056	6	Suzuki SV650S

Weather / Track : Cloudy / Wet

Results can be found at www.tsl-timing.com

Page 3 of 3

Brands Hatch GP
Circuit Length = 2.4332 miles
Start: 10:59 Flag 11:10 End: 11:12
Printed - 11:15 Saturday, 03 October 2020

BMCRC - MRO Championships 2020 - Rnd 4 @ Brands Hatch GP



MRO Minitwins & BMCRC Rookie Minitwins (Supported by Properly Protected)

RACE 9 - GRID (5 Laps)

ROW 13	39	710	Craig HENSTOCK	2:28.752	38	70	Vanessa GILLAM	2:13.835	37	138	Craig JARMIN
ROW 12	36	58	Stacey KILLWORTH	2:11.169	35	83	Greg RYAN	2:10.545	34	11	Darren O'LEARY
ROW 11	33	43	Daniel BARFORD	2:07.809	32	163	Aaron OTTLEY	2:06.942	31	105	Connor WADE
ROW 10	30	51	Andrew DURANT	2:06.188	29	199	Michael FROST	2:04.828	28	63	Steve SMULOVIC
ROW 9	27	159	Benn RIDGWELL	2:04.149	26	64	Phil ELLIS	2:03.827	25	84	Ricardo BRANCO
ROW 8	24	34	Andrew JOHNSON	2:03.065	23	561	David LESLIE	2:02.909	22	40	Simon WILKINSON
ROW 7	21	911	Craig GOFFORD	2:01.872	20	81	Malvern MAY	2:01.592	19	45	Tom STEVENS
ROW 6	18	71	Colin CLUNE	1:59.920	17	95	John REYNOLDS	1:58.882	16	12	Russell TAYLOR
ROW 5	15	23	Claire BECKETT	1:58.224	14	7	Richard HICKLING	1:57.457	13	8	Darren CORKETT
ROW 4	12	137	Charlie CRAWT	1:57.046	11	19	Kevin LILLEY	1:56.420	10	62	James KING
ROW 3	9	717	James SHEEHAN	1:54.696	8	97	Alex MANN	1:54.653	7	257	Connor HOOD
ROW 2	6	87	Jake POVAH	1:53.302	5	26	Glynn DAVIES	1:52.386	4	86	Paul WITHERINGTON
ROW 1	3	232	Matt WETHERELL	1:51.329	2	155	Richard HARRIS	1:50.544	1	96	Dan HARRIS

Pole

Brands Hatch GP
Circuit Length = 2.4332 miles

These results are provisional until the conclusion of any judicial and technical matters.

Clerk Of Course :	Steward :	Timekeeper :
-------------------	-----------	--------------

Results can be found at www.tsl-timing.com

Printed - 11:16 Saturday, 03 October 2020



BMCRC - MRO Championships 2020 - Rnd 4 @ Brands Hatch GP



MRO Minitwins & BMCRC Rookie Minitwins (Supported by Properly Protected)

RACE 9 - CLASSIFICATION

POS	NO	CL	PIC NAME	ENTRY	LAPS	TIME	GAP	DIFF	MPH	BEST	ON
1	26		1 Glynn DAVIES	Suzuki SV650 -	5	8:24.414			86.83	1:38.999	5
2	232		2 Matt WETHERELL	Suzuki SV650 - MSG Racing/Lamonde.com/FWR T	5	8:26.828	2.414	2.414	86.41	1:39.590	4
3	95		3 John REYNOLDS	Suzuki SV650 - Fins Motorcycles	5	8:34.484	10.070	7.656	85.13	1:40.460	2
4	96		4 Dan HARRIS	Suzuki SV650 - HP Racing	5	8:34.632	10.218	0.148	85.10	1:41.645	2
5	86		5 Paul WITHERINGTON	Suzuki SV650 - PJW Plumbers	5	8:43.610	19.196	8.978	83.64	1:42.721	3
6	7		6 Richard HICKLING	Suzuki SV650 - All the Pickles	5	8:46.649	22.235	3.039	83.16	1:41.785	5
7	155		7 Richard HARRIS	Suzuki SV650 - HP Racing	5	8:47.093	22.679	0.444	83.09	1:44.013	5
8	12		8 Russell TAYLOR	Suzuki SV650 -	5	8:50.923	26.509	3.830	82.49	1:43.535	5
9	19		9 Kevin LILLEY	Suzuki SV650 - Trafalgar Cleaning Eqpt. / Steve Jor	5	8:51.009	26.595	0.086	82.48	1:43.928	5
10	257	R	1 Connor HOOD	Suzuki SV650S - CMW motorcycles	5	8:52.550	28.136	1.541	82.24	1:44.479	4
11	8		10 Darren CORKETT	Suzuki SV650 - Jackson & Phillips	5	9:04.250	39.836	11.700	80.47	1:46.532	3
12	62	R	2 James KING	Suzuki SV650 -	5	9:04.928	40.514	0.678	80.37	1:46.599	2
13	45		11 Tom STEVENS	Suzuki SV650 -	5	9:05.592	41.178	0.664	80.27	1:45.622	4
14	710	R	3 Craig HENSTOCK	Suzuki SV650 -	5	9:06.621	42.207	1.029	80.12	1:45.425	4
15	717	R	4 James SHEEHAN	Suzuki GLADIUS 650 - Sheehan Racing	5	9:06.621	42.207	0.000	80.12	1:47.509	4
16	81		12 Malvern MAY	Suzuki SV650 -	5	9:06.883	42.469	0.261	80.08	1:46.996	3
17	97	R	5 Alex MANN	Suzuki SV650 - TT50 Cars, Prestige, Denham Hedley	5	9:09.533	45.119	2.650	79.70	1:46.523	4
18	58		13 Stacey KILLWORTH	Suzuki SV650 - BK/Everns	5	9:16.703	52.289	7.170	78.67	1:46.812	4
19	71		14 Colin CLUNE	Suzuki SV650 -	5	9:17.071	52.657	0.368	78.62	1:48.771	4
20	64		15 Phil ELLIS	Suzuki SV650 -	5	9:17.188	52.774	0.117	78.60	1:47.421	4
21	40		16 Simon WILKINSON	Suzuki SV650 - S P Wilkinson Engineering Ltd	5	9:22.370	57.956	5.182	77.88	1:49.191	4
22	84		17 Ricardo BRANCO	Suzuki SV650 - IMP Racing	5	9:22.653	58.239	0.283	77.84	1:50.077	4
23	23		18 Claire BECKETT	Suzuki SV650 - P Sheils & Sons	5	9:23.669	59.255	1.016	77.70	1:49.989	5
24	11	R	6 Darren O'LEARY	Suzuki SV650 - Pompey Motorcycle Racing	5	9:27.272	1:02.858	3.603	77.21	1:50.372	3
25	199		19 Michael FROST	Suzuki SV650 -	5	9:28.428	1:04.014	1.156	77.05	1:49.561	5
26	51		20 Andrew DURANT	Suzuki SV650 -	5	9:29.973	1:05.559	1.545	76.84	1:50.299	5
27	159		21 Benn RIDGWELL	Suzuki SV650 - Ridgey Racing	5	9:30.720	1:06.306	0.747	76.74	1:50.739	5
28	561		22 David LESLIE	Suzuki SV650 -	5	9:32.480	1:08.066	1.760	76.50	1:50.891	5
29	105	R	7 Connor WADE	Suzuki SV650 - WELD CARE INDUSTRIES	5	9:36.232	1:11.818	3.752	76.00	1:49.637	5
30	63		23 Steve SMULOVIC	Suzuki SV650 - SFC Racing	5	9:39.341	1:14.927	3.109	75.60	1:52.441	5
31	43		24 Daniel BARFORD	Suzuki SV650 - Shawell Tuning	5	9:46.462	1:22.048	7.121	74.68	1:54.891	4
32	911	R	8 Craig GOFFORD	Suzuki SV650 - Meala Racing Development	5	9:47.748	1:23.334	1.286	74.52	1:54.937	4
33	138	R	9 Craig JARMIN	Suzuki SV650 -	5	10:02.440	1:38.026	14.692	72.70	1:56.751	5
34	163	R	10 Aaron OTTLEY	Suzuki SV650 - Sussex Motorcycle Valet, Hastings	5	10:14.623	1:50.209	12.183	71.26	2:00.928	3
35	83	R	11 Greg RYAN	Suzuki SV650 - Greg Ryan Racing 83 , Hell perform	4	8:35.780	1 Lap	1 Lap	67.93	2:05.348	4
36	70		25 Vanessa GILLAM	Suzuki SV650 - No More Straps Ltd	4	9:24.054	1 Lap	48.274	62.12	2:17.332	4

NOT CLASSIFIED

DNF	34		Andrew JOHNSON	Suzuki SV650 - Rose & Charlie Racing	3	5:49.300	2 Laps	1 Lap	75.23	1:52.130	3
DNF	87		Jake POVAH	Suzuki SV650 - www.78plate.com	1	1:46.776	4 Laps	2 Laps	82.03		

FASTEST LAP

	26		Glynn DAVIES	Suzuki SV650 -	5	1:38.999			88.48 mph	142.40 kph	
	257	R	Connor HOOD	Suzuki SV650S - CMW motorcycles	4	1:44.479			83.84 mph	134.93 kph	

Class - 92.5% of Race Speed = 80.31 mph
 Class R - 92.5% of Race Speed = 76.07 mph

Brands Hatch GP
 Circuit Length = 2.4332 miles
 Start: 14:59 Flag 15:07 End: 15:09

Weather / Track : Cloudy / Dry

These results are provisional until the conclusion of any judicial and technical matters.

Clerk Of Course :	Steward :	Timekeeper :

Results can be found at www.tsl-timing.com

Printed - 15:10 Saturday, 03 October 2020



BMCRC - MRO Championships 2020 - Rnd 4 @ Brands Hatch GP

MRO Minitwins & BMCRC Rookie Minitwins (Supported by Properly Protected)

RACE 9 - LAP CHART

LAP 1 @ 15:01:13.007

NO	BEHIND	LAP TIME
26		1:46.134
232	0.598	1:46.732
87	0.642	1:46.776
96	1.647	1:47.781
95	2.575	1:48.709
155	4.019	1:50.153
86	4.041	1:50.175
12	6.550	1:52.684
257	6.763	1:52.897
19	6.861	1:52.995
7	7.910	1:54.044
717	8.357	1:54.491
62	8.580	1:54.714
8	8.890	1:55.024
81	9.307	1:55.441
71	10.860	1:56.994
45	11.713	1:57.847
97	11.753	1:57.887
23	12.271	1:58.405
84	13.312	1:59.446
710	13.451	1:59.585
64	14.697	2:00.831
58	14.963	2:01.097
40	15.595	2:01.729
11	15.623	2:01.757
51	16.494	2:02.628
199	17.202	2:03.336
561	17.536	2:03.670
34	18.408	2:04.542
43	18.709	2:04.843
159	18.869	2:05.003
63	19.285	2:05.419
911	19.664	2:05.798
163	22.273	2:08.407
138	22.594	2:08.728
105	25.157	2:11.291
83	30.891	2:17.025
70	40.253	2:26.387

LAP 2 @ 15:02:52.598

NO	BEHIND	LAP TIME
26		1:39.591
232	1.403	1:40.396
95	3.444	1:40.460
96	3.701	1:41.645
86	7.701	1:43.251
155	8.918	1:44.490
257	12.257	1:45.085
12	12.298	1:45.339
7	12.432	1:44.113
19	12.460	1:45.190
62	15.588	1:46.599
8	16.631	1:47.332
717	17.527	1:48.761
81	17.569	1:47.853
71	21.379	1:50.110
45	21.469	1:49.347
97	21.622	1:49.460
710	21.634	1:47.774
23	24.546	1:51.866
84	24.672	1:50.951
64	24.840	1:49.734

Weather / Track : Cloudy / Dry

Results can be found at www.tsl-timing.com

58	25.316	1:49.944
40	26.245	1:50.241
11	28.059	1:52.027
51	28.852	1:51.949
199	29.980	1:52.369
34	31.445	1:52.628
159	31.863	1:52.585
561	31.972	1:54.027
43	34.837	1:55.719
63	34.993	1:55.299
911	35.779	1:55.706
105	39.444	1:53.878
138	44.171	2:01.168
163	44.660	2:01.978
83	58.333	2:07.033
70	1:22.442	2:21.780

LAP 3 @ 15:04:32.967

NO	BEHIND	LAP TIME
26		1:40.369
232	0.914	1:39.880
95	4.636	1:41.561
96	5.074	1:41.742
86	10.053	1:42.721
155	12.629	1:44.080
19	16.266	1:44.175
7	16.451	1:44.388
12	16.787	1:44.858
257	17.188	1:45.300
62	22.673	1:47.454
8	22.794	1:46.532
81	24.196	1:46.996
717	24.892	1:47.734
45	27.336	1:46.236
710	28.336	1:47.071
71	30.128	1:49.118
97	30.237	1:48.984
58	35.822	1:50.875
84	35.833	1:51.530
64	35.943	1:51.472
40	36.947	1:51.071
23	37.365	1:53.188
11	38.062	1:50.372
199	41.148	1:51.537
51	41.234	1:52.751
159	42.256	1:50.762
34	43.206	1:52.130
561	43.536	1:51.933
63	48.078	1:53.454
105	50.095	1:51.020
43	50.225	1:55.757
911	51.064	1:55.654
138	1:01.942	1:58.140
163	1:05.219	2:00.928
83	1:24.338	2:06.374

LAP 4 @ 15:06:12.288

NO	BEHIND	LAP TIME
26		1:39.321
232	1.183	1:39.590
96	7.499	1:41.746
95	7.834	1:42.519
86	13.619	1:42.887
155	17.665	1:44.357

7	19.449	1:42.319
70	1 Lap	2:18.555
19	21.666	1:44.721
12	21.973	1:44.507
257	22.346	1:44.479
8	30.805	1:47.332
62	31.213	1:47.861
717	33.080	1:47.509
81	33.177	1:48.302
45	33.637	1:45.622
710	34.440	1:45.425
97	37.439	1:46.523
71	39.578	1:48.771
58	43.313	1:46.812
64	44.043	1:47.421
84	46.589	1:50.077
40	46.817	1:49.191
23	48.265	1:50.221
11	50.459	1:51.718
199	53.452	1:51.625
51	54.259	1:52.346
159	54.566	1:51.631
561	56.174	1:51.959
105	1:01.180	1:50.406
63	1:01.485	1:52.728
43	1:05.795	1:54.891
911	1:06.680	1:54.937
138	1:20.274	1:57.653
163	1:27.732	2:01.834

LAP 5 @ 15:07:51.287

NO	BEHIND	LAP TIME
26		1:38.999
232	2.414	1:40.230
95	10.070	1:41.235
96	10.218	1:41.718
83	1 Lap	2:05.348
86	19.196	1:44.576
7	22.235	1:41.785
155	22.679	1:44.013
12	26.509	1:43.535
19	26.595	1:43.928
257	28.136	1:44.789
8	39.836	1:48.030
62	40.514	1:48.300
45	41.178	1:46.540
710	42.207	1:46.766
717	42.208	1:48.127
81	42.469	1:48.291
97	45.119	1:46.679
58	52.289	1:47.975
71	52.657	1:52.078
64	52.774	1:47.730
40	57.956	1:50.138
84	58.239	1:50.649
23	59.255	1:49.989
70	1 Lap	2:17.332
11	1:02.858	1:51.398
199	1:04.014	1:49.561
51	1:05.559	1:50.299
159	1:06.306	1:50.739
561	1:08.066	1:50.891
105	1:11.818	1:49.637
63	1:14.927	1:52.441
43	1:22.048	1:55.252

911	1:23.334	1:55.653
138	1:38.026	1:56.751
163	1:50.209	2:01.476

Brands Hatch GP

Circuit Length = 2.4332 miles

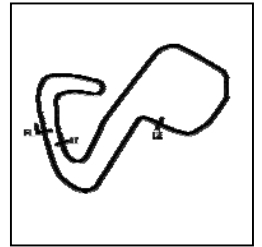
Start: 14:59 Flag 15:07 End: 15:09

Printed - 15:11 Saturday, 03 October 2020

BMCRC - MRO Championships 2020 - Rnd 4 @ Brands Hatch GP

MRO Minitwins & BMCRC Rookie Minitwins (Supported by Properly Protected)

RACE 9 - SECTOR ANALYSIS



SECTOR 1 = FL to I1, SECTOR 2 = I1 to I2, SECTOR 3 = I2 to FL, DIFF = Difference To Personal Best Lap, P = Crossed Finish Line in Pit Lane, D = Time Disallowed

P1 26		Glynn DAVIES		Suzuki SV650 -			
IDEAL LAP TIME : 1:38.909		BEST LAP TIME : 1:38.999		DIFFERENCE : 0.090			
LAP	SECTOR 1	SECTOR 2	SECTOR 3	LAP TIME	MPH	DIFF	TIME OF DAY
1 -		45.740	23.726	1:46.134	82.53	7.135	15:01:13.007
2 -	31.302	44.695	23.594	1:39.591 (3)	87.95	0.592	15:02:52.598
3 -	30.867	45.437	24.065	1:40.369	87.27	1.370	15:04:32.967
4 -	31.091	44.645	23.585	1:39.321 (2)	88.19	0.322	15:06:12.288
5 -	30.745	44.579	23.675	1:38.999 (1)	88.48		15:07:51.287

P2 232		Matt WETHERELL		Suzuki SV650 - MSG Racing/Lamonde.com/FWR Tyres			
IDEAL LAP TIME : 1:39.392		BEST LAP TIME : 1:39.590		DIFFERENCE : 0.198			
LAP	SECTOR 1	SECTOR 2	SECTOR 3	LAP TIME	MPH	DIFF	TIME OF DAY
1 -		46.343	24.013	1:46.732	82.07	7.142	15:01:13.605
2 -	31.567	45.100	23.729	1:40.396	87.25	0.806	15:02:54.001
3 -	31.109	44.735	24.036	1:39.880 (2)	87.70	0.290	15:04:33.881
4 -	30.992	44.671	23.927	1:39.590 (1)	87.95		15:06:13.471
5 -	31.086	45.169	23.975	1:40.230 (3)	87.39	0.640	15:07:53.701

P3 95		John REYNOLDS		Suzuki SV650 - Fins Motorcycles			
IDEAL LAP TIME : 1:40.185		BEST LAP TIME : 1:40.460		DIFFERENCE : 0.275			
LAP	SECTOR 1	SECTOR 2	SECTOR 3	LAP TIME	MPH	DIFF	TIME OF DAY
1 -		45.978	24.225	1:48.709	80.58	8.249	15:01:15.582
2 -	31.558	44.707	24.195	1:40.460 (1)	87.19		15:02:56.042
3 -	31.283	45.878	24.400	1:41.561 (3)	86.25	1.101	15:04:37.603
4 -	32.029	45.873	24.617	1:42.519	85.44	2.059	15:06:20.122
5 -	31.735	45.062	24.438	1:41.235 (2)	86.52	0.775	15:08:01.357

P4 96		Dan HARRIS		Suzuki SV650 - HP Racing			
IDEAL LAP TIME : 1:41.392		BEST LAP TIME : 1:41.645		DIFFERENCE : 0.253			
LAP	SECTOR 1	SECTOR 2	SECTOR 3	LAP TIME	MPH	DIFF	TIME OF DAY
1 -		46.090	24.430	1:47.781	81.27	6.136	15:01:14.654
2 -	31.938	45.497	24.210	1:41.645 (1)	86.18		15:02:56.299
3 -	31.982	45.323	24.437	1:41.742 (3)	86.09	0.097	15:04:38.041
4 -	32.093	45.345	24.308	1:41.746	86.09	0.101	15:06:19.787
5 -	31.859	45.447	24.412	1:41.718 (2)	86.11	0.073	15:08:01.505

P5 86		Paul WITHERINGTON		Suzuki SV650 - PJW Plumbers			
IDEAL LAP TIME : 1:42.471		BEST LAP TIME : 1:42.721		DIFFERENCE : 0.250			
LAP	SECTOR 1	SECTOR 2	SECTOR 3	LAP TIME	MPH	DIFF	TIME OF DAY
1 -		47.116	24.625	1:50.175	79.50	7.454	15:01:17.048
2 -	32.579	46.193	24.479	1:43.251 (3)	84.84	0.530	15:03:00.299
3 -	32.206	45.975	24.540	1:42.721 (1)	85.27		15:04:43.020
4 -	32.172	45.850	24.865	1:42.887 (2)	85.14	0.166	15:06:25.907
5 -	32.142	46.882	25.552	1:44.576	83.76	1.855	15:08:10.483

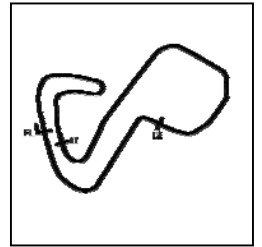
P6 7		Richard HICKLING		Suzuki SV650 - All the Pickles			
IDEAL LAP TIME : 1:41.747		BEST LAP TIME : 1:41.785		DIFFERENCE : 0.038			
LAP	SECTOR 1	SECTOR 2	SECTOR 3	LAP TIME	MPH	DIFF	TIME OF DAY
1 -		49.015	24.833	1:54.044	76.81	12.259	15:01:20.917
2 -	32.844	46.726	24.543	1:44.113 (3)	84.13	2.328	15:03:05.030
3 -	33.463	46.434	24.491	1:44.388	83.91	2.603	15:04:49.418
4 -	32.341	45.762	24.216	1:42.319 (2)	85.61	0.534	15:06:31.737
5 -	32.110	45.421	24.254	1:41.785 (1)	86.06		15:08:13.522

Weather / Track : Cloudy / Dry

BMCRC - MRO Championships 2020 - Rnd 4 @ Brands Hatch GP

MRO Minitwins & BMCRC Rookie Minitwins (Supported by Properly Protected)

RACE 9 - SECTOR ANALYSIS



SECTOR 1 = FL to I1, SECTOR 2 = I1 to I2, SECTOR 3 = I2 to FL, DIFF = Difference To Personal Best Lap, P = Crossed Finish Line in Pit Lane, D = Time Disallowed

P7 155		Richard HARRIS		Suzuki SV650 - HP Racing			
IDEAL LAP TIME : 1:43.533		BEST LAP TIME : 1:44.013		DIFFERENCE : 0.480			
LAP	SECTOR 1	SECTOR 2	SECTOR 3	LAP TIME	MPH	DIFF	TIME OF DAY
1 -		47.163	24.976	1:50.153	79.52	6.140	15:01:17.026
2 -	33.256	46.430	24.804	1:44.490	83.83	0.477	15:03:01.516
3 -	32.436	46.629	25.015	1:44.080 (2)	84.16	0.067	15:04:45.596
4 -	32.936	46.304	25.117	1:44.357 (3)	83.94	0.344	15:06:29.953
5 -	32.738	46.482	24.793	1:44.013 (1)	84.21		15:08:13.966

P8 12		Russell TAYLOR		Suzuki SV650 -			
IDEAL LAP TIME : 1:43.524		BEST LAP TIME : 1:43.535		DIFFERENCE : 0.011			
LAP	SECTOR 1	SECTOR 2	SECTOR 3	LAP TIME	MPH	DIFF	TIME OF DAY
1 -		47.470	24.934	1:52.684	77.73	9.149	15:01:19.557
2 -	32.883	47.366	25.090	1:45.339	83.15	1.804	15:03:04.896
3 -	33.384	46.459	25.015	1:44.858 (3)	83.54	1.323	15:04:49.754
4 -	32.769	47.131	24.607	1:44.507 (2)	83.82	0.972	15:06:34.261
5 -	32.497	46.420	24.618	1:43.535 (1)	84.60		15:08:17.796

P9 19		Kevin LILLEY		Suzuki SV650 - Trafalgar Cleaning Eqpt. / Steve Jordan Motorcy			
IDEAL LAP TIME : 1:43.587		BEST LAP TIME : 1:43.928		DIFFERENCE : 0.341			
LAP	SECTOR 1	SECTOR 2	SECTOR 3	LAP TIME	MPH	DIFF	TIME OF DAY
1 -		48.036	24.676	1:52.995	77.52	9.067	15:01:19.868
2 -	33.398	46.690	25.102	1:45.190	83.27	1.262	15:03:05.058
3 -	32.827	46.517	24.831	1:44.175 (2)	84.08	0.247	15:04:49.233
4 -	33.210	47.027	24.484	1:44.721 (3)	83.64	0.793	15:06:33.954
5 -	32.586	46.621	24.721	1:43.928 (1)	84.28		15:08:17.882

P10 257 R		Connor HOOD		Suzuki SV650S - CMW motorcycles			
IDEAL LAP TIME : 1:43.941		BEST LAP TIME : 1:44.479		DIFFERENCE : 0.538			
LAP	SECTOR 1	SECTOR 2	SECTOR 3	LAP TIME	MPH	DIFF	TIME OF DAY
1 -		48.309	24.842	1:52.897	77.59	8.418	15:01:19.770
2 -	33.085	46.705	25.295	1:45.085 (3)	83.35	0.606	15:03:04.855
3 -	33.433	47.154	24.713	1:45.300	83.18	0.821	15:04:50.155
4 -	32.553	47.243	24.683	1:44.479 (1)	83.84		15:06:34.634
5 -	32.620	47.400	24.769	1:44.789 (2)	83.59	0.310	15:08:19.423

P11 8		Darren CORKETT		Suzuki SV650 - Jackson & Phillips			
IDEAL LAP TIME : 1:46.447		BEST LAP TIME : 1:46.532		DIFFERENCE : 0.085			
LAP	SECTOR 1	SECTOR 2	SECTOR 3	LAP TIME	MPH	DIFF	TIME OF DAY
1 -		49.458	25.040	1:55.024	76.15	8.492	15:01:21.897
2 -	33.820	48.395	25.117	1:47.332 (2)	81.61	0.800	15:03:09.229
3 -	33.601	47.930	25.001	1:46.532 (1)	82.22		15:04:55.761
4 -	33.567	48.679	25.086	1:47.332 (2)	81.61	0.800	15:06:43.093
5 -	34.523	48.557	24.950	1:48.030	81.08	1.498	15:08:31.123

P12 62 R		James KING		Suzuki SV650 -			
IDEAL LAP TIME : 1:46.083		BEST LAP TIME : 1:46.599		DIFFERENCE : 0.516			
LAP	SECTOR 1	SECTOR 2	SECTOR 3	LAP TIME	MPH	DIFF	TIME OF DAY
1 -		49.627	25.048	1:54.714	76.36	8.115	15:01:21.587
2 -	33.160	48.110	25.329	1:46.599 (1)	82.17		15:03:08.186
3 -	33.449	48.769	25.236	1:47.454 (2)	81.52	0.855	15:04:55.640
4 -	33.956	48.859	25.046	1:47.861 (3)	81.21	1.262	15:06:43.501
5 -	34.332	49.155	24.813	1:48.300	80.88	1.701	15:08:31.801

Weather / Track : Cloudy / Dry

Brands Hatch GP

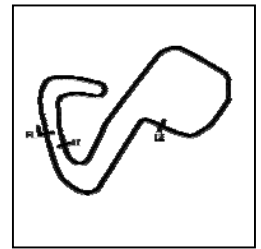
Circuit Length = 2.4332 miles

Start: 14:59 Flag 15:07 End: 15:09

BMCRC - MRO Championships 2020 - Rnd 4 @ Brands Hatch GP

MRO Minitwins & BMCRC Rookie Minitwins (Supported by Properly Protected)

RACE 9 - SECTOR ANALYSIS



SECTOR 1 = FL to I1, SECTOR 2 = I1 to I2, SECTOR 3 = I2 to FL, DIFF = Difference To Personal Best Lap, P = Crossed Finish Line in Pit Lane, D = Time Disallowed

P13 45		Tom STEVENS		Suzuki SV650 -			
IDEAL LAP TIME : 1:45.508		BEST LAP TIME : 1:45.622		DIFFERENCE : 0.114			
LAP	SECTOR 1	SECTOR 2	SECTOR 3	LAP TIME	MPH	DIFF	TIME OF DAY
1 -		49.724	25.576	1:57.847	74.33	12.225	15:01:24.720
2 -	34.161	49.423	25.763	1:49.347	80.11	3.725	15:03:14.067
3 -	33.254	48.015	24.967	1:46.236 (2)	82.45	0.614	15:05:00.303
4 -	33.368	47.796	24.458	1:45.622 (1)	82.93		15:06:45.925
5 -	33.698	48.201	24.641	1:46.540 (3)	82.22	0.918	15:08:32.465

P14 710 R		Craig HENSTOCK		Suzuki SV650 -			
IDEAL LAP TIME : 1:45.425		BEST LAP TIME : 1:45.425		DIFFERENCE : 0.000			
LAP	SECTOR 1	SECTOR 2	SECTOR 3	LAP TIME	MPH	DIFF	TIME OF DAY
1 -		50.554	25.460	1:59.585	73.25	14.160	15:01:26.458
2 -	33.383	49.070	25.321	1:47.774	81.27	2.349	15:03:14.232
3 -	33.528	48.247	25.296	1:47.071 (3)	81.81	1.646	15:05:01.303
4 -	32.609	47.793	25.023	1:45.425 (1)	83.09		15:06:46.728
5 -	33.024	48.485	25.257	1:46.766 (2)	82.04	1.341	15:08:33.494

P15 717 R		James SHEEHAN		Suzuki GLADIUS 650 - Sheehan Racing			
IDEAL LAP TIME : 1:46.996		BEST LAP TIME : 1:47.509		DIFFERENCE : 0.513			
LAP	SECTOR 1	SECTOR 2	SECTOR 3	LAP TIME	MPH	DIFF	TIME OF DAY
1 -		48.914	25.676	1:54.491	76.51	6.982	15:01:21.364
2 -	34.334	48.647	25.780	1:48.761	80.54	1.252	15:03:10.125
3 -	34.132	48.140	25.462	1:47.734 (2)	81.30	0.225	15:04:57.859
4 -	33.870	47.786	25.853	1:47.509 (1)	81.48		15:06:45.368
5 -	34.019	48.768	25.340	1:48.127 (3)	81.01	0.618	15:08:33.495

P16 81		Malvern MAY		Suzuki SV650 -			
IDEAL LAP TIME : 1:46.489		BEST LAP TIME : 1:46.996		DIFFERENCE : 0.507			
LAP	SECTOR 1	SECTOR 2	SECTOR 3	LAP TIME	MPH	DIFF	TIME OF DAY
1 -		49.465	25.205	1:55.441	75.88	8.445	15:01:22.314
2 -	33.750	48.435	25.668	1:47.853 (2)	81.22	0.857	15:03:10.167
3 -	33.611	47.873	25.512	1:46.996 (1)	81.87		15:04:57.163
4 -	33.717	48.541	26.044	1:48.302	80.88	1.306	15:06:45.465
5 -	34.020	49.266	25.005	1:48.291 (3)	80.89	1.295	15:08:33.756

P17 97 R		Alex MANN		Suzuki SV650 - TT50 Cars, Prestige, Denham Hedley Commerci			
IDEAL LAP TIME : 1:45.965		BEST LAP TIME : 1:46.523		DIFFERENCE : 0.558			
LAP	SECTOR 1	SECTOR 2	SECTOR 3	LAP TIME	MPH	DIFF	TIME OF DAY
1 -		49.722	25.720	1:57.887	74.30	11.364	15:01:24.760
2 -	34.561	48.858	26.041	1:49.460	80.02	2.937	15:03:14.220
3 -	34.887	48.503	25.594	1:48.984 (3)	80.37	2.461	15:05:03.204
4 -	33.325	47.659	25.539	1:46.523 (1)	82.23		15:06:49.727
5 -	32.923	48.373	25.383	1:46.679 (2)	82.11	0.156	15:08:36.406

P18 58		Stacey KILLWORTH		Suzuki SV650 - BK/Everns			
IDEAL LAP TIME : 1:46.525		BEST LAP TIME : 1:46.812		DIFFERENCE : 0.287			
LAP	SECTOR 1	SECTOR 2	SECTOR 3	LAP TIME	MPH	DIFF	TIME OF DAY
1 -		50.941	26.001	2:01.097	72.33	14.285	15:01:27.970
2 -	34.124	48.977	26.843	1:49.944 (3)	79.67	3.132	15:03:17.914
3 -	35.182	49.656	26.037	1:50.875	79.00	4.063	15:05:08.789
4 -	33.400	47.873	25.539	1:46.812 (1)	82.01		15:06:55.601
5 -	33.113	49.258	25.604	1:47.975 (2)	81.12	1.163	15:08:43.576

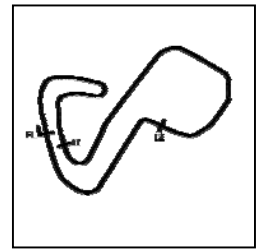
Weather / Track : Cloudy / Dry

Brands Hatch GP
Circuit Length = 2.4332 miles
Start: 14:59 Flag 15:07 End: 15:09

BMCRC - MRO Championships 2020 - Rnd 4 @ Brands Hatch GP

MRO Minitwins & BMCRC Rookie Minitwins (Supported by Properly Protected)

RACE 9 - SECTOR ANALYSIS



SECTOR 1 = FL to I1, SECTOR 2 = I1 to I2, SECTOR 3 = I2 to FL, DIFF = Difference To Personal Best Lap, P = Crossed Finish Line in Pit Lane, D = Time Disallowed

P19 71		Colin CLUNE		Suzuki SV650 -			
IDEAL LAP TIME : 1:48.492		BEST LAP TIME : 1:48.771		DIFFERENCE : 0.279			
LAP	SECTOR 1	SECTOR 2	SECTOR 3	LAP TIME	MPH	DIFF	TIME OF DAY
1 -		49.394	25.895	1:56.994	74.87	8.223	15:01:23.867
2 -	34.867	49.090	26.153	1:50.110 (3)	79.55	1.339	15:03:13.977
3 -	34.745	48.563	25.810	1:49.118 (2)	80.27	0.347	15:05:03.095
4 -	34.119	48.581	26.071	1:48.771 (1)	80.53		15:06:51.866
5 -	35.804	50.067	26.207	1:52.078	78.15	3.307	15:08:43.944

P20 64		Phil ELLIS		Suzuki SV650 -			
IDEAL LAP TIME : 1:46.570		BEST LAP TIME : 1:47.421		DIFFERENCE : 0.851			
LAP	SECTOR 1	SECTOR 2	SECTOR 3	LAP TIME	MPH	DIFF	TIME OF DAY
1 -		51.491	25.948	2:00.831	72.49	13.410	15:01:27.704
2 -	33.643	49.717	26.374	1:49.734 (3)	79.82	2.313	15:03:17.438
3 -	35.656	50.059	25.757	1:51.472	78.58	4.051	15:05:08.910
4 -	34.485	47.991	24.945	1:47.421 (1)	81.54		15:06:56.331
5 -	33.634	48.249	25.847	1:47.730 (2)	81.31	0.309	15:08:44.061

P21 40		Simon WILKINSON		Suzuki SV650 - S P Wilkinson Engineering Ltd			
IDEAL LAP TIME : 1:49.078		BEST LAP TIME : 1:49.191		DIFFERENCE : 0.113			
LAP	SECTOR 1	SECTOR 2	SECTOR 3	LAP TIME	MPH	DIFF	TIME OF DAY
1 -		53.241	25.930	2:01.729	71.96	12.538	15:01:28.602
2 -	34.618	49.728	25.895	1:50.241 (3)	79.46	1.050	15:03:18.843
3 -	34.598	50.557	25.916	1:51.071	78.86	1.880	15:05:09.914
4 -	33.937	49.457	25.797	1:49.191 (1)	80.22		15:06:59.105
5 -	34.296	49.344	26.498	1:50.138 (2)	79.53	0.947	15:08:49.243

P22 84		Ricardo BRANCO		Suzuki SV650 - IMP Racing			
IDEAL LAP TIME : 1:49.139		BEST LAP TIME : 1:50.077		DIFFERENCE : 0.938			
LAP	SECTOR 1	SECTOR 2	SECTOR 3	LAP TIME	MPH	DIFF	TIME OF DAY
1 -		50.858	25.665	1:59.446	73.33	9.369	15:01:26.319
2 -	34.759	49.716	26.476	1:50.951 (3)	78.95	0.874	15:03:17.270
3 -	35.446	49.847	26.237	1:51.530	78.54	1.453	15:05:08.800
4 -	34.504	49.577	25.996	1:50.077 (1)	79.57		15:06:58.877
5 -	35.021	48.970	26.658	1:50.649 (2)	79.16	0.572	15:08:49.526

P23 23		Claire BECKETT		Suzuki SV650 - P Sheils & Sons			
IDEAL LAP TIME : 1:49.645		BEST LAP TIME : 1:49.989		DIFFERENCE : 0.344			
LAP	SECTOR 1	SECTOR 2	SECTOR 3	LAP TIME	MPH	DIFF	TIME OF DAY
1 -		49.899	26.318	1:58.405	73.98	8.416	15:01:25.278
2 -	35.642	49.750	26.474	1:51.866 (3)	78.30	1.877	15:03:17.144
3 -	35.817	50.808	26.563	1:53.188	77.39	3.199	15:05:10.332
4 -	35.056	49.205	25.960	1:50.221 (2)	79.47	0.232	15:07:00.553
5 -	35.400	48.688	25.901	1:49.989 (1)	79.64		15:08:50.542

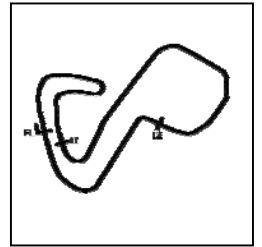
P24 11 R		Darren O'LEARY		Suzuki SV650 - Pompey Motorcycle Racing			
IDEAL LAP TIME : 1:50.184		BEST LAP TIME : 1:50.372		DIFFERENCE : 0.188			
LAP	SECTOR 1	SECTOR 2	SECTOR 3	LAP TIME	MPH	DIFF	TIME OF DAY
1 -		52.714	26.255	2:01.757	71.94	11.385	15:01:28.630
2 -	34.896	50.874	26.257	1:52.027	78.19	1.655	15:03:20.657
3 -	34.638	49.291	26.443	1:50.372 (1)	79.36		15:05:11.029
4 -	34.962	50.349	26.407	1:51.718 (3)	78.41	1.346	15:07:02.747
5 -	35.324	49.549	26.525	1:51.398 (2)	78.63	1.026	15:08:54.145

Weather / Track : Cloudy / Dry

BMCRC - MRO Championships 2020 - Rnd 4 @ Brands Hatch GP

MRO Minitwins & BMCRC Rookie Minitwins (Supported by Properly Protected)

RACE 9 - SECTOR ANALYSIS



SECTOR 1 = FL to I1, SECTOR 2 = I1 to I2, SECTOR 3 = I2 to FL, DIFF = Difference To Personal Best Lap, P = Crossed Finish Line in Pit Lane, D = Time Disallowed

P25 199		Michael FROST		Suzuki SV650 -			
IDEAL LAP TIME : 1:49.340		BEST LAP TIME : 1:49.561		DIFFERENCE : 0.221			
LAP	SECTOR 1	SECTOR 2	SECTOR 3	LAP TIME	MPH	DIFF	TIME OF DAY
1 -		52.208	26.648	2:03.336	71.02	13.775	15:01:30.209
2 -	35.638	50.433	26.298	1:52.369	77.95	2.808	15:03:22.578
3 -	34.520	50.750	26.267	1:51.537 (2)	78.53	1.976	15:05:14.115
4 -	35.306	50.095	26.224	1:51.625 (3)	78.47	2.064	15:07:05.740
5 -	34.741	49.161	25.659	1:49.561 (1)	79.95		15:08:55.301

P26 51		Andrew DURANT		Suzuki SV650 -			
IDEAL LAP TIME : 1:50.299		BEST LAP TIME : 1:50.299		DIFFERENCE : 0.000			
LAP	SECTOR 1	SECTOR 2	SECTOR 3	LAP TIME	MPH	DIFF	TIME OF DAY
1 -		51.284	26.637	2:02.628	71.43	12.329	15:01:29.501
2 -	35.419	50.163	26.367	1:51.949 (2)	78.24	1.650	15:03:21.450
3 -	35.620	50.406	26.725	1:52.751	77.69	2.452	15:05:14.201
4 -	35.283	50.441	26.622	1:52.346 (3)	77.97	2.047	15:07:06.547
5 -	34.561	49.774	25.964	1:50.299 (1)	79.41		15:08:56.846

P27 159		Benn RIDGWELL		Suzuki SV650 - Ridgely Racing			
IDEAL LAP TIME : 1:49.981		BEST LAP TIME : 1:50.739		DIFFERENCE : 0.758			
LAP	SECTOR 1	SECTOR 2	SECTOR 3	LAP TIME	MPH	DIFF	TIME OF DAY
1 -		52.223	26.929	2:05.003	70.07	14.264	15:01:31.876
2 -	35.797	50.577	26.211	1:52.585	77.80	1.846	15:03:24.461
3 -	35.163	49.569	26.030	1:50.762 (2)	79.08	0.023	15:05:15.223
4 -	34.632	50.280	26.719	1:51.631 (3)	78.47	0.892	15:07:06.854
5 -	34.787	49.319	26.633	1:50.739 (1)	79.10		15:08:57.593

P28 561		David LESLIE		Suzuki SV650 -			
IDEAL LAP TIME : 1:50.891		BEST LAP TIME : 1:50.891		DIFFERENCE : 0.000			
LAP	SECTOR 1	SECTOR 2	SECTOR 3	LAP TIME	MPH	DIFF	TIME OF DAY
1 -		53.140	26.472	2:03.670	70.83	12.779	15:01:30.543
2 -	35.868	51.405	26.754	1:54.027	76.82	3.136	15:03:24.570
3 -	35.631	50.507	25.795	1:51.933 (2)	78.25	1.042	15:05:16.503
4 -	35.210	50.956	25.793	1:51.959 (3)	78.24	1.068	15:07:08.462
5 -	35.057	50.371	25.463	1:50.891 (1)	78.99		15:08:59.353

P29 105 R		Connor WADE		Suzuki SV650 - WELD CARE INDUSTRIES			
IDEAL LAP TIME : 1:49.589		BEST LAP TIME : 1:49.637		DIFFERENCE : 0.048			
LAP	SECTOR 1	SECTOR 2	SECTOR 3	LAP TIME	MPH	DIFF	TIME OF DAY
1 -		51.846	36.693	2:11.291	66.72	21.654	15:01:38.164
2 -	35.731	51.557	26.590	1:53.878	76.92	4.241	15:03:32.042
3 -	34.985	49.846	26.189	1:51.020 (3)	78.90	1.383	15:05:23.062
4 -	34.026	50.240	26.140	1:50.406 (2)	79.34	0.769	15:07:13.468
5 -	34.074	49.838	25.725	1:49.637 (1)	79.89		15:09:03.105

P30 63		Steve SMULOVIC		Suzuki SV650 - SFC Racing			
IDEAL LAP TIME : 1:52.324		BEST LAP TIME : 1:52.441		DIFFERENCE : 0.117			
LAP	SECTOR 1	SECTOR 2	SECTOR 3	LAP TIME	MPH	DIFF	TIME OF DAY
1 -		51.748	27.352	2:05.419	69.84	12.978	15:01:32.292
2 -	36.583	51.998	26.718	1:55.299	75.97	2.858	15:03:27.591
3 -	35.687	51.300	26.467	1:53.454 (3)	77.21	1.013	15:05:21.045
4 -	35.694	50.561	26.473	1:52.728 (2)	77.70	0.287	15:07:13.773
5 -	35.495	50.678	26.268	1:52.441 (1)	77.90		15:09:06.214

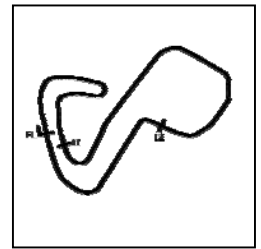
Weather / Track : Cloudy / Dry

Brands Hatch GP
Circuit Length = 2.4332 miles
Start: 14:59 Flag 15:07 End: 15:09

BMCRC - MRO Championships 2020 - Rnd 4 @ Brands Hatch GP

MRO Minitwins & BMCRC Rookie Minitwins (Supported by Properly Protected)

RACE 9 - SECTOR ANALYSIS



SECTOR 1 = FL to I1, SECTOR 2 = I1 to I2, SECTOR 3 = I2 to FL, DIFF = Difference To Personal Best Lap, P = Crossed Finish Line in Pit Lane, D = Time Disallowed

P31 43		Daniel BARFORD		Suzuki SV650 - Shawell Tuning			
IDEAL LAP TIME : 1:54.528		BEST LAP TIME : 1:54.891		DIFFERENCE : 0.363			
LAP	SECTOR 1	SECTOR 2	SECTOR 3	LAP TIME	MPH	DIFF	TIME OF DAY
1 -		52.431	27.276	2:04.843	70.16	9.952	15:01:31.716
2 -	36.850	51.996	26.873	1:55.719 (3)	75.69	0.828	15:03:27.435
3 -	36.673	52.076	27.008	1:55.757	75.67	0.866	15:05:23.192
4 -	36.568	51.550	26.773	1:54.891 (1)	76.24		15:07:18.083
5 -	36.205	52.005	27.042	1:55.252 (2)	76.00	0.361	15:09:13.335

P32 911 R		Craig GOFFORD		Suzuki SV650 - Meala Racing Development			
IDEAL LAP TIME : 1:54.502		BEST LAP TIME : 1:54.937		DIFFERENCE : 0.435			
LAP	SECTOR 1	SECTOR 2	SECTOR 3	LAP TIME	MPH	DIFF	TIME OF DAY
1 -		52.116	26.539	2:05.798	69.63	10.861	15:01:32.671
2 -	36.959	51.907	26.840	1:55.706	75.70	0.769	15:03:28.377
3 -	36.911	51.817	26.926	1:55.654 (3)	75.74	0.717	15:05:24.031
4 -	36.655	51.308	26.974	1:54.937 (1)	76.21		15:07:18.968
5 -	36.889	51.951	26.813	1:55.653 (2)	75.74	0.716	15:09:14.621

P33 138 R		Craig JARMIN		Suzuki SV650 -			
IDEAL LAP TIME : 1:56.687		BEST LAP TIME : 1:56.751		DIFFERENCE : 0.064			
LAP	SECTOR 1	SECTOR 2	SECTOR 3	LAP TIME	MPH	DIFF	TIME OF DAY
1 -		52.802	27.534	2:08.728	68.04	11.977	15:01:35.601
2 -	38.359	54.881	27.928	2:01.168	72.29	4.417	15:03:36.769
3 -	36.792	53.279	28.069	1:58.140 (3)	74.14	1.389	15:05:34.909
4 -	36.690	53.129	27.834	1:57.653 (2)	74.45	0.902	15:07:32.562
5 -	36.754	52.529	27.468	1:56.751 (1)	75.03		15:09:29.313

P34 163 R		Aaron OTTLEY		Suzuki SV650 - Sussex Motorcycle Valet, Hastings Kickboxing			
IDEAL LAP TIME : 1:59.224		BEST LAP TIME : 2:00.928		DIFFERENCE : 1.704			
LAP	SECTOR 1	SECTOR 2	SECTOR 3	LAP TIME	MPH	DIFF	TIME OF DAY
1 -		54.083	27.713	2:08.407	68.21	7.479	15:01:35.280
2 -	38.048	55.150	28.780	2:01.978	71.81	1.050	15:03:37.258
3 -	37.428	54.583	28.917	2:00.928 (1)	72.43		15:05:38.186
4 -	38.217	55.595	28.022	2:01.834 (3)	71.89	0.906	15:07:40.020
5 -	38.417	55.044	28.015	2:01.476 (2)	72.11	0.548	15:09:41.496

P35 83 R		Greg RYAN		Suzuki SV650 - Greg Ryan Racing 83 , Hell performance			
IDEAL LAP TIME : 2:05.348		BEST LAP TIME : 2:05.348		DIFFERENCE : 0.000			
LAP	SECTOR 1	SECTOR 2	SECTOR 3	LAP TIME	MPH	DIFF	TIME OF DAY
1 -		57.795	29.628	2:17.025	63.92	11.677	15:01:43.898
2 -	40.738	57.297	28.998	2:07.033 (3)	68.95	1.685	15:03:50.931
3 -	40.069	57.144	29.161	2:06.374 (2)	69.31	1.026	15:05:57.305
4 -	39.736	56.971	28.641	2:05.348 (1)	69.88		15:08:02.653

P36 70		Vanessa GILLAM		Suzuki SV650 - No More Straps Ltd			
IDEAL LAP TIME : 2:16.635		BEST LAP TIME : 2:17.332		DIFFERENCE : 0.697			
LAP	SECTOR 1	SECTOR 2	SECTOR 3	LAP TIME	MPH	DIFF	TIME OF DAY
1 -		1:02.066	31.758	2:26.387	59.84	9.055	15:01:53.260
2 -	44.878	1:04.221	32.681	2:21.780 (3)	61.78	4.448	15:04:15.040
3 -	44.032	1:03.060	31.463	2:18.555 (2)	63.22	1.223	15:06:33.595
4 -	43.106	1:02.717	31.509	2:17.332 (1)	63.78		15:08:50.927

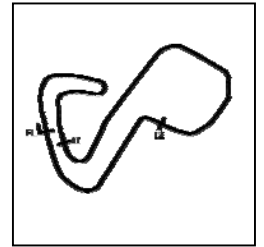
Weather / Track : Cloudy / Dry

Brands Hatch GP
Circuit Length = 2.4332 miles
Start: 14:59 Flag 15:07 End: 15:09

BMCRC - MRO Championships 2020 - Rnd 4 @ Brands Hatch GP

MRO Minitwins & BMCRC Rookie Minitwins (Supported by Properly Protected)

RACE 9 - SECTOR ANALYSIS



SECTOR 1 = FL to I1, SECTOR 2 = I1 to I2, SECTOR 3 = I2 to FL, DIFF = Difference To Personal Best Lap, P = Crossed Finish Line in Pit Lane, D = Time Disallowed

P37 34		Andrew JOHNSON		Suzuki SV650 - Rose & Charlie Racing			
IDEAL LAP TIME : 1:52.130		BEST LAP TIME : 1:52.130		DIFFERENCE : 0.000			
LAP	SECTOR 1	SECTOR 2	SECTOR 3	LAP TIME	MPH	DIFF	TIME OF DAY
1 -		52.360	26.678	2:04.542	70.33	12.412	15:01:31.415
2 -	35.335	50.830	26.463	1:52.628 (2)	77.77	0.498	15:03:24.043
3 -	35.223	50.610	26.297	1:52.130 (1)	78.12		15:05:16.173

P38 87		Jake POVAH		Suzuki SV650 - www.78plate.com			
IDEAL LAP TIME : 1:40.686		BEST LAP TIME :		DIFFERENCE :			
LAP	SECTOR 1	SECTOR 2	SECTOR 3	LAP TIME	MPH	DIFF	TIME OF DAY
1 -		45.640	23.796	1:46.776	82.03		15:01:13.649

BMCRC - MRO Championships 2020 - Rnd 4 @ Brands Hatch GP

MRO Minitwins & BMCRC Rookie Minitwins (Supported by Properly Protected)

RACE 9 - BEST SECTORS

SECTOR 1			SECTOR 2			SECTOR 3			IDEAL / BEST COMPARISON						
POS	NO	NAME	TIME	NO	NAME	TIME	NO	NAME	TIME	POS	NO	NAME	IDEAL	BEST	DIFF
													PERFECT LAP	1:38.909	
1	26	DAVIES	30.745	26	DAVIES	44.579	26	DAVIES	23.585	1	26	DAVIES	1:38.909	1:38.999	0.090
2	232	WETHERELL	30.992	232	WETHERELL	44.671	232	WETHERELL	23.729	2	232	WETHERELL	1:39.392	1:39.590	0.198
3	95	REYNOLDS	31.283	95	REYNOLDS	44.707	87	POVAH	23.796	3	95	REYNOLDS	1:40.185	1:40.460	0.275
4	96	HARRIS	31.859	87	POVAH	44.947	95	REYNOLDS	24.195	4	87	POVAH	1:40.686		
5	87	POVAH	31.943	96	HARRIS	45.323	96	HARRIS	24.210	5	96	HARRIS	1:41.392	1:41.645	0.253
6	7	HICKLING	32.110	7	HICKLING	45.421	7	HICKLING	24.216	6	7	HICKLING	1:41.747	1:41.785	0.038
7	86	WITHERINGTON	32.142	86	WITHERINGTON	45.850	45	STEVENS	24.458	7	86	WITHERINGTON	1:42.471	1:42.721	0.250
8	155	HARRIS	32.436	155	HARRIS	46.304	86	WITHERINGTON	24.479	8	12	TAYLOR	1:43.524	1:43.535	0.011
9	12	TAYLOR	32.497	12	TAYLOR	46.420	19	LILLEY	24.484	9	155	HARRIS	1:43.533	1:44.013	0.480
10	257	HOOD	32.553	19	LILLEY	46.517	12	TAYLOR	24.607	10	19	LILLEY	1:43.587	1:43.928	0.341
11	19	LILLEY	32.586	257	HOOD	46.705	257	HOOD	24.683	11	257	HOOD	1:43.941	1:44.479	0.538
12	710	HENSTOCK	32.609	97	MANN	47.659	155	HARRIS	24.793	12	710	HENSTOCK	1:45.425	1:45.425	0.000
13	97	MANN	32.923	717	SHEEHAN	47.786	62	KING	24.813	13	45	STEVENS	1:45.508	1:45.622	0.114
14	58	KILLWORTH	33.113	710	HENSTOCK	47.793	64	ELLIS	24.945	14	97	MANN	1:45.965	1:46.523	0.558
15	62	KING	33.160	45	STEVENS	47.796	8	CORKETT	24.950	15	62	KING	1:46.083	1:46.599	0.516
16	45	STEVENS	33.254	81	MAY	47.873	81	MAY	25.005	16	8	CORKETT	1:46.447	1:46.532	0.085
17	8	CORKETT	33.567	58	KILLWORTH	47.873	710	HENSTOCK	25.023	17	81	MAY	1:46.489	1:46.996	0.507
18	81	MAY	33.611	8	CORKETT	47.930	717	SHEEHAN	25.340	18	58	KILLWORTH	1:46.525	1:46.812	0.287
19	64	ELLIS	33.634	64	ELLIS	47.991	97	MANN	25.383	19	64	ELLIS	1:46.570	1:47.421	0.851
20	717	SHEEHAN	33.870	62	KING	48.110	561	LESLIE	25.463	20	717	SHEEHAN	1:46.996	1:47.509	0.513
21	40	WILKINSON	33.937	71	CLUNE	48.563	58	KILLWORTH	25.539	21	71	CLUNE	1:48.492	1:48.771	0.279
22	105	WADE	34.026	23	BECKETT	48.688	199	FROST	25.659	22	40	WILKINSON	1:49.078	1:49.191	0.113
23	71	CLUNE	34.119	84	BRANCO	48.970	84	BRANCO	25.665	23	84	BRANCO	1:49.139	1:50.077	0.938
24	84	BRANCO	34.504	199	FROST	49.161	105	WADE	25.725	24	199	FROST	1:49.340	1:49.561	0.221
25	199	FROST	34.520	11	O'LEARY	49.291	40	WILKINSON	25.797	25	105	WADE	1:49.589	1:49.637	0.048
26	51	DURANT	34.561	159	RIDGWELL	49.319	71	CLUNE	25.810	26	23	BECKETT	1:49.645	1:49.989	0.344
27	159	RIDGWELL	34.632	40	WILKINSON	49.344	23	BECKETT	25.901	27	159	RIDGWELL	1:49.981	1:50.739	0.758
28	11	O'LEARY	34.638	51	DURANT	49.774	51	DURANT	25.964	28	11	O'LEARY	1:50.184	1:50.372	0.188
29	23	BECKETT	35.056	105	WADE	49.838	159	RIDGWELL	26.030	29	51	DURANT	1:50.299	1:50.299	0.000
30	561	LESLIE	35.057	561	LESLIE	50.371	11	O'LEARY	26.255	30	561	LESLIE	1:50.891	1:50.891	0.000
31	34	JOHNSON	35.223	63	SMULOVIC	50.561	63	SMULOVIC	26.268	31	34	JOHNSON	1:52.130	1:52.130	0.000
32	63	SMULOVIC	35.495	34	JOHNSON	50.610	34	JOHNSON	26.297	32	63	SMULOVIC	1:52.324	1:52.441	0.117
33	43	BARFORD	36.205	911	GOFFORD	51.308	911	GOFFORD	26.539	33	911	GOFFORD	1:54.502	1:54.937	0.435
34	911	GOFFORD	36.655	43	BARFORD	51.550	43	BARFORD	26.773	34	43	BARFORD	1:54.528	1:54.891	0.363
35	138	JARMIN	36.690	138	JARMIN	52.529	138	JARMIN	27.468	35	138	JARMIN	1:56.687	1:56.751	0.064
36	163	OTTLEY	37.428	163	OTTLEY	54.083	163	OTTLEY	27.713	36	163	OTTLEY	1:59.224	2:00.928	1.704
37	83	RYAN	39.736	83	RYAN	56.971	83	RYAN	28.641	37	83	RYAN	2:05.348	2:05.348	0.000
38	70	GILLAM	43.106	70	GILLAM	1:02.066	70	GILLAM	31.463	38	70	GILLAM	2:16.635	2:17.332	0.697

Weather / Track : Cloudy / Dry

Results can be found at www.tsl-timing.com

Brands Hatch GP

Circuit Length = 2.4332 miles

Start: 14:59 Flag 15:07 End: 15:09

Printed - 15:12 Saturday, 03 October 2020

BMCRC - MRO Championships 2020 - Rnd 4 @ Brands Hatch GP

MRO Minitwins & BMCRC Rookie Minitwins (Supported by Properly Protected)

RACE 9 - STATISTICS

Competitors Started 38
Planned Start 2020-10-03 @ 14:40:00.000
Actual Start 2020-10-03 @ 14:59:26.872
Finish Time 2020-10-03 @ 15:07:51.286
Track Length 2.4332mi.
Total Laps 182
Total Distance Covered 442.8587mi.

Session Fastest Lap History

NO	CL	NAME	LAP TIME	TIME OF DAY	LAP	VEHICLE
26		Glynn DAVIES	1:39.591	15:02:52.626	2	Suzuki SV650
26		Glynn DAVIES	1:39.321	15:06:12.317	4	Suzuki SV650
26		Glynn DAVIES	1:38.999	15:07:51.316	5	Suzuki SV650

Session Leader History

NO	CL	NAME	FROM LAP	LAPS LED	DISTANCE	VEHICLE
26		Glynn DAVIES	1	5	12.16 miles	Suzuki SV650

Flag History

TYPE	TIME OF DAY
GREEN	14:59:26.872
FINISH	15:07:51.286

Flag Statistics

TYPE	COUNT	TOTAL LAPS	TOTAL TIME
Green	1	5	10:23.045
Red	0	0	0.000
Safety Car	0	0	0.000
FCY	0	0	0.000

BMCRC - MRO Championships 2020 - Rnd 4 @ Brands Hatch GP

MRO Minitwins & BMCRC Rookie Minitwins (Supported by Properly Protected)

RACE 9 - STATISTICS

CLASS :

27 Starters

Fastest Lap History

NO	NAME	LAP TIME	TIME OF DAY	LAP	VEHICLE
26	Glynn DAVIES	1:39.591	15:02:52.626	2	Suzuki SV650
26	Glynn DAVIES	1:39.321	15:06:12.317	4	Suzuki SV650
26	Glynn DAVIES	1:38.999	15:07:51.316	5	Suzuki SV650

Leader History

NO	NAME	FROM LAP	LAPS LED	DISTANCE	VEHICLE
26	Glynn DAVIES	1	5	12.16 miles	Suzuki SV650

BMCRC - MRO Championships 2020 - Rnd 4 @ Brands Hatch GP

MRO Minitwins & BMCRC Rookie Minitwins (Supported by Properly Protected)

RACE 9 - STATISTICS

CLASS : R

11 Starters

Fastest Lap History

NO	NAME	LAP TIME	TIME OF DAY	LAP	VEHICLE
257	Connor HOOD	1:45.085	15:03:04.879	2	Suzuki SV650S
257	Connor HOOD	1:44.479	15:06:34.656	4	Suzuki SV650S

Leader History

NO	NAME	FROM LAP	LAPS LED	DISTANCE	VEHICLE
257	Connor HOOD	1	5	12.16 miles	Suzuki SV650S

BMCRC - MRO Championships 2020 - Rnd 4 @ Brands Hatch GP



MRO Minitwins & BMCRC Rookie Minitwins (Supported by Properly Protected)

RACE 19 - GRID (5 Laps)

ROW 13	39	137	Charlie CRAWT	38	87	Jake POVAH	37	70	Vanessa GILLAM	2:17.332
ROW 12	36	83	Greg RYAN	35	163	Aaron OTTLEY	34	138	Craig JARMIN	2:05.348 2:00.928 1:56.751
ROW 11	33	911	Craig GOFFORD	32	43	Daniel BARFORD	31	63	Steve SMULOVIC	1:54.937 1:54.891 1:52.441
ROW 10	30	34	Andrew JOHNSON	29	561	David LESLIE	28	159	Benn RIDGWELL	1:52.130 1:50.891 1:50.739
ROW 9	27	11	Darren O'LEARY	26	51	Andrew DURANT	25	84	Ricardo BRANCO	1:50.372 1:50.299 1:50.077
ROW 8	24	23	Claire BECKETT	23	105	Connor WADE	22	199	Michael FROST	1:49.989 1:49.637 1:49.561
ROW 7	21	40	Simon WILKINSON	20	71	Colin CLUNE	19	717	James SHEEHAN	1:49.191 1:48.771 1:47.509
ROW 6	18	64	Phil ELLIS	17	81	Malvern MAY	16	58	Stacey KILLWORTH	1:47.421 1:46.996 1:46.812
ROW 5	15	62	James KING	14	8	Darren CORKETT	13	97	Alex MANN	1:46.599 1:46.532 1:46.523
ROW 4	12	45	Tom STEVENS	11	710	Craig HENSTOCK	10	257	Connor HOOD	1:45.622 1:45.425 1:44.479
ROW 3	9	155	Richard HARRIS	8	19	Kevin LILLEY	7	12	Russell TAYLOR	1:44.013 1:43.928 1:43.535
ROW 2	6	86	Paul WITHERINGTON	5	7	Richard HICKLING	4	96	Dan HARRIS	1:42.721 1:41.785 1:41.645
ROW 1	3	95	John REYNOLDS	2	232	Matt WETHERELL	1	26	Glynn DAVIES	1:40.460 1:39.590 1:38.999

Pole

Brands Hatch GP
Circuit Length = 2.4332 miles

These results are provisional until the conclusion of any judicial and technical matters.

Clerk Of Course :	Steward :	Timekeeper :
-------------------	-----------	--------------

Results can be found at www.tsl-timing.com

Printed - 15:13 Saturday, 03 October 2020



BMCRC - MRO Championships 2020 - Rnd 4 @ Brands Hatch GP



MRO Minitwins & BMCRC Rookie Minitwins (Supported by Properly Protected)

RACE 19 - CLASSIFICATION

POS	NO	CL	PIC NAME	ENTRY	LAPS	TIME	GAP	DIFF	MPH	BEST	ON
1	26		1 Glynn DAVIES	Suzuki SV650 -	5	9:23.148			77.77	1:50.338	3
2	232		2 Matt WETHERELL	Suzuki SV650 - MSG Racing/Lamonde.com/FWR T	5	9:33.295	10.147	10.147	76.39	1:51.540	2
3	155		3 Richard HARRIS	Suzuki SV650 - HP Racing	5	9:33.433	10.285	0.138	76.38	1:52.099	4
4	19		4 Kevin LILLEY	Suzuki SV650 - Trafalgar Cleaning Eqpt. / Steve Jor	5	9:42.745	19.597	9.312	75.16	1:53.681	5
5	257	R	1 Connor HOOD	Suzuki SV650S - CMW motorcycles	5	9:44.426	21.278	1.681	74.94	1:55.311	2
6	86		5 Paul WITHERINGTON	Suzuki SV650 - PJW Plumbers	5	9:45.981	22.833	1.555	74.74	1:53.438	4
7	95		6 John REYNOLDS	Suzuki SV650 - Fins Motorcycles	5	9:46.067	22.919	0.086	74.73	1:53.964	5
8	717	R	2 James SHEEHAN	Suzuki GLADIUS 650 - Sheehan Racing	5	9:46.901	23.753	0.834	74.62	1:54.877	5
9	7		7 Richard HICKLING	Suzuki SV650 - All the Pickles	5	9:51.681	28.533	4.780	74.02	1:55.882	4
10	12		8 Russell TAYLOR	Suzuki SV650 -	5	9:52.461	29.313	0.780	73.92	1:55.167	2
11	62	R	3 James KING	Suzuki SV650 -	5	9:52.836	29.688	0.375	73.88	1:56.311	5
12	8		9 Darren CORKETT	Suzuki SV650 - Jackson & Phillips	5	9:54.251	31.103	1.415	73.70	1:56.056	5
13	137		10 Charlie CRAWT	Suzuki SV650 - AM Advanced Engineering / Tea & C	5	10:10.831	47.683	16.580	71.70	1:58.173	4
14	81		11 Malvern MAY	Suzuki SV650 -	5	10:11.425	48.277	0.594	71.63	1:57.453	5
15	23		12 Claire BECKETT	Suzuki SV650 - P Sheils & Sons	5	10:16.386	53.238	4.961	71.05	1:58.675	5
16	71		13 Colin CLUNE	Suzuki SV650 -	5	10:25.295	1:02.147	8.909	70.04	2:00.587	4
17	710	R	4 Craig HENSTOCK	Suzuki SV650 -	5	10:30.807	1:07.659	5.512	69.43	2:01.003	5
18	11	R	5 Darren O'LEARY	Suzuki SV650 - Pompey Motorcycle Racing	5	10:31.485	1:08.337	0.678	69.35	2:01.867	5
19	58		14 Stacey KILLWORTH	Suzuki SV650 - BK/Everns	5	10:32.396	1:09.248	0.911	69.25	2:03.215	5
20	34		15 Andrew JOHNSON	Suzuki SV650 - Rose & Charlie Racing	5	10:39.639	1:16.491	7.243	68.47	2:04.110	3
21	159		Benn RIDGWELL	Suzuki SV650 - Ridgely Racing	5	10:39.768	1:16.620	0.129	68.46	2:04.017	3
22	561		17 David LESLIE	Suzuki SV650 -	5	10:45.606	1:22.458	5.838	67.84	2:05.342	3
23	40		18 Simon WILKINSON	Suzuki SV650 - S P Wilkinson Engineering Ltd	5	10:56.034	1:32.886	10.428	66.76	2:06.151	5
24	63		19 Steve SMULOVIC	Suzuki SV650 - SFC Racing	5	10:57.117	1:33.969	1.083	66.65	2:06.553	5
25	84		20 Ricardo BRANCO	Suzuki SV650 - IMP Racing	5	11:04.933	1:41.785	7.816	65.87	2:07.940	5
26	911	R	6 Craig GOFFORD	Suzuki SV650 - Meala Racing Development	5	11:05.467	1:42.319	0.534	65.81	2:06.697	5
27	199		21 Michael FROST	Suzuki SV650 -	5	11:05.748	1:42.600	0.281	65.78	2:06.338	5
28	43		22 Daniel BARFORD	Suzuki SV650 - Shawell Tuning	5	11:05.858	1:42.710	0.110	65.77	2:10.596	4
29	138	R	7 Craig JARMIN	Suzuki SV650 -	5	11:18.497	1:55.349	12.639	64.55	2:10.464	2
30	83	R	8 Greg RYAN	Suzuki SV650 - Greg Ryan Racing 83 , Hell perform	5	11:36.816	2:13.668	18.319	62.85	2:16.736	2
31	70		23 Vanessa GILLAM	Suzuki SV650 - No More Straps Ltd	4	10:39.751	1 Lap	1 Lap	54.77	2:33.538	4

NOT CLASSIFIED

DNF	87		Jake POVAH	Suzuki SV650 - www.78plate.com	4	7:50.861	1 Lap		74.41	1:54.336	4
DNF	163	R	Aaron OTTLEY	Suzuki SV650 - Sussex Motorcycle Valet, Hastings	4	8:38.025	1 Lap	47.164	67.64	2:07.002	3
DNF	45		Tom STEVENS	Suzuki SV650 -	3	6:23.209	2 Laps	1 Lap	68.57	2:04.240	3
DNF	105	R	Connor WADE	Suzuki SV650 - WELD CARE INDUSTRIES	1	2:07.735	4 Laps	2 Laps	68.57		
DNF	96		Dan HARRIS	Suzuki SV650 - HP Racing	0						

FASTEST LAP

26			Glynn DAVIES	Suzuki SV650 -	3	1:50.338			79.39 mph	127.76 kph
717	R		James SHEEHAN	Suzuki GLADIUS 650 - Sheehan Racing	5	1:54.877			76.25 mph	122.71 kph

Class - 92.5% of Race Speed = 71.93 mph
 Class R - 92.5% of Race Speed = 69.31 mph

Brands Hatch GP
 Circuit Length = 2.4332 miles
 Start: 10:04 Flag 10:13 End: 10:16

Weather / Track : Rain / Wet

These results are provisional until the conclusion of any judicial and technical matters.

Clerk Of Course :	Steward :	Timekeeper :
-------------------	-----------	--------------

Results can be found at www.tsl-timing.com

Printed - 10:16 Sunday, 04 October 2020



BMCRC - MRO Championships 2020 - Rnd 4 @ Brands Hatch GP

MRO Minitwins & BMCRC Rookie Minitwins (Supported by Properly Protected)

RACE 19 - LAP CHART

LAP 1 @ 10:06:12.466

NO	BEHIND	LAP TIME
26		1:58.092
232	0.094	1:58.186
257	2.777	2:00.869
155	3.097	2:01.189
95	4.935	2:03.027
19	6.531	2:04.623
7	6.884	2:04.976
12	6.917	2:05.009
62	7.309	2:05.401
717	7.524	2:05.616
87	8.204	2:06.296
8	8.427	2:06.519
86	8.631	2:06.723
105	9.643	2:07.735
137	15.298	2:13.390
58	16.193	2:14.285
45	16.285	2:14.377
11	16.461	2:14.553
81	16.557	2:14.649
23	16.663	2:14.755
71	17.356	2:15.448
159	17.769	2:15.861
710	18.024	2:16.116
163	18.272	2:16.364
34	22.009	2:20.101
63	22.801	2:20.893
43	22.918	2:21.010
561	23.007	2:21.099
199	25.881	2:23.973
40	25.936	2:24.028
84	26.553	2:24.645
911	28.616	2:26.708
83	28.876	2:26.968
138	29.059	2:27.151
70	53.545	2:51.637

LAP 2 @ 10:08:03.879

NO	BEHIND	LAP TIME
26		1:51.413
232	0.221	1:51.540
155	5.420	1:53.736
257	6.675	1:55.311
95	10.301	1:56.779
19	10.427	1:55.309
12	10.671	1:55.167
717	11.708	1:55.597
87	12.010	1:55.219
7	13.519	1:58.048
62	13.709	1:57.813
86	13.950	1:56.732
8	14.545	1:57.531
137	24.490	2:00.605
81	25.973	2:00.829
23	28.724	2:03.474
58	29.272	2:04.492
45	29.464	2:04.592
71	30.338	2:04.395
11	30.760	2:05.712
159	31.170	2:04.814
710	31.509	2:04.898
163	34.393	2:07.534
34	36.716	2:06.120

561	37.047	2:05.453
43	42.756	2:11.251
63	43.431	2:12.043
40	43.459	2:08.936
199	46.886	2:12.418
911	47.112	2:09.909
84	47.241	2:12.101
138	48.110	2:10.464
83	54.199	2:16.736
70	1:42.569	2:40.437

LAP 3 @ 10:09:54.217

NO	BEHIND	LAP TIME
26		1:50.338
232	3.058	1:53.175
155	7.368	1:52.286
257	12.496	1:56.159
19	14.313	1:54.224
87	16.682	1:55.010
717	17.024	1:55.654
12	17.584	1:57.251
95	17.739	1:57.776
86	17.892	1:54.280
7	19.813	1:56.632
62	20.313	1:56.942
8	21.235	1:57.028
137	33.796	1:59.644
81	34.825	1:59.190
23	39.091	2:00.705
71	43.251	2:03.251
45	43.366	2:04.240
58	44.097	2:05.163
710	44.309	2:03.138
159	44.849	2:04.017
11	45.094	2:04.672
34	50.488	2:04.110
163	51.057	2:07.002
561	52.051	2:05.342
40	1:02.137	2:09.016
63	1:02.151	2:09.058
43	1:03.150	2:10.732
84	1:06.785	2:09.882
199	1:07.900	2:11.352
911	1:08.149	2:11.375
138	1:09.373	2:11.601
83	1:21.006	2:17.145

LAP 4 @ 10:11:44.986

NO	BEHIND	LAP TIME
26		1:50.769
232	7.313	1:55.024
155	8.698	1:52.099
257	18.413	1:56.686
19	18.452	1:54.908
87	20.249	1:54.336
86	20.561	1:53.438
717	21.412	1:55.157
95	21.491	1:54.521
12	23.330	1:56.515
7	24.926	1:55.882
62	25.913	1:56.369
8	27.583	1:57.117
70	1 Lap	2:34.139
137	41.200	1:58.173

81	43.360	1:59.304
23	47.099	1:58.777
71	53.069	2:00.587
58	58.569	2:05.241
11	59.006	2:04.681
159	59.030	2:04.950
710	59.192	2:05.652
34	1:04.250	2:04.531
163	1:07.413	2:07.125
561	1:07.729	2:06.447
40	1:19.271	2:07.903
63	1:19.952	2:08.570
43	1:22.977	2:10.596
84	1:26.381	2:10.365
911	1:28.158	2:10.778
199	1:28.798	2:11.667
138	1:30.939	2:12.335
83	1:47.646	2:17.409

LAP 5 @ 10:13:37.522

NO	BEHIND	LAP TIME
26		1:52.536
232	10.147	1:55.370
155	10.285	1:54.123
19	19.597	1:53.681
257	21.278	1:55.401
86	22.833	1:54.808
95	22.919	1:53.964
717	23.753	1:54.877
7	28.533	1:56.143
12	29.313	1:58.519
62	29.688	1:56.311
8	31.103	1:56.056
137	47.683	1:59.019
81	48.277	1:57.453
23	53.238	1:58.675
71	1:02.147	2:01.614
710	1:07.659	2:01.003
11	1:08.337	2:01.867
58	1:09.248	2:03.215
34	1:16.491	2:04.777
70	1 Lap	2:33.538
159	1:16.620	2:10.126
561	1:22.458	2:07.265
40	1:32.886	2:06.151
63	1:33.969	2:06.553
84	1:41.785	2:07.940
911	1:42.319	2:06.697
199	1:42.600	2:06.338
43	1:42.710	2:12.269
138	1:55.349	2:16.946
83	2:13.668	2:18.558

Weather / Track : Rain / Wet

Results can be found at www.tsl-timing.com

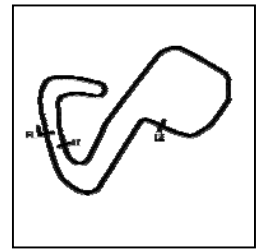
Brands Hatch GP
Circuit Length = 2.4332 miles
Start: 10:04 Flag 10:13 End: 10:16

Printed - 10:16 Sunday, 04 October 2020

BMCRC - MRO Championships 2020 - Rnd 4 @ Brands Hatch GP

MRO Minitwins & BMCRC Rookie Minitwins (Supported by Properly Protected)

RACE 19 - SECTOR ANALYSIS



SECTOR 1 = FL to I1, SECTOR 2 = I1 to I2, SECTOR 3 = I2 to FL, DIFF = Difference To Personal Best Lap, P = Crossed Finish Line in Pit Lane, D = Time Disallowed

P1 26		Glynn DAVIES		Suzuki SV650 -			
IDEAL LAP TIME : 1:50.038		BEST LAP TIME : 1:50.338		DIFFERENCE : 0.300			
LAP	SECTOR 1	SECTOR 2	SECTOR 3	LAP TIME	MPH	DIFF	TIME OF DAY
1 -		50.834	26.854	1:58.092	74.17	7.754	10:06:12.466
2 -	35.415	49.826	26.172	1:51.413 (3)	78.62	1.075	10:08:03.879
3 -	34.819	49.520	25.999	1:50.338 (1)	79.39		10:09:54.217
4 -	35.461	49.220	26.088	1:50.769 (2)	79.08	0.431	10:11:44.986
5 -	35.596	50.079	26.861	1:52.536	77.84	2.198	10:13:37.522

P2 232		Matt WETHERELL		Suzuki SV650 - MSG Racing/Lamonde.com/FWR Tyres			
IDEAL LAP TIME : 1:51.181		BEST LAP TIME : 1:51.540		DIFFERENCE : 0.359			
LAP	SECTOR 1	SECTOR 2	SECTOR 3	LAP TIME	MPH	DIFF	TIME OF DAY
1 -		50.669	26.793	1:58.186	74.11	6.646	10:06:12.560
2 -	35.801	49.577	26.162	1:51.540 (1)	78.53		10:08:04.100
3 -	35.442	51.230	26.503	1:53.175 (2)	77.40	1.635	10:09:57.275
4 -	36.472	51.581	26.971	1:55.024 (3)	76.15	3.484	10:11:52.299
5 -	36.714	51.785	26.871	1:55.370	75.92	3.830	10:13:47.669

P3 155		Richard HARRIS		Suzuki SV650 - HP Racing			
IDEAL LAP TIME : 1:51.712		BEST LAP TIME : 1:52.099		DIFFERENCE : 0.387			
LAP	SECTOR 1	SECTOR 2	SECTOR 3	LAP TIME	MPH	DIFF	TIME OF DAY
1 -		51.394	26.488	2:01.189	72.28	9.090	10:06:15.563
2 -	36.191	51.190	26.355	1:53.736 (3)	77.01	1.637	10:08:09.299
3 -	35.786	49.999	26.501	1:52.286 (2)	78.01	0.187	10:10:01.585
4 -	35.358	50.270	26.471	1:52.099 (1)	78.14		10:11:53.684
5 -	36.351	50.966	26.806	1:54.123	76.75	2.024	10:13:47.807

P4 19		Kevin LILLEY		Suzuki SV650 - Trafalgar Cleaning Eqpt. / Steve Jordan Motorcy			
IDEAL LAP TIME : 1:53.328		BEST LAP TIME : 1:53.681		DIFFERENCE : 0.353			
LAP	SECTOR 1	SECTOR 2	SECTOR 3	LAP TIME	MPH	DIFF	TIME OF DAY
1 -		53.049	27.411	2:04.623	70.29	10.942	10:06:18.997
2 -	37.072	51.180	27.057	1:55.309	75.96	1.628	10:08:14.306
3 -	36.370	51.081	26.773	1:54.224 (2)	76.69	0.543	10:10:08.530
4 -	35.758	51.757	27.393	1:54.908 (3)	76.23	1.227	10:12:03.438
5 -	35.899	51.293	26.489	1:53.681 (1)	77.05		10:13:57.119

P5 257 R		Connor HOOD		Suzuki SV650S - CMW motorcycles			
IDEAL LAP TIME : 1:54.553		BEST LAP TIME : 1:55.311		DIFFERENCE : 0.758			
LAP	SECTOR 1	SECTOR 2	SECTOR 3	LAP TIME	MPH	DIFF	TIME OF DAY
1 -		51.531	26.767	2:00.869	72.47	5.558	10:06:15.243
2 -	36.299	52.049	26.963	1:55.311 (1)	75.96		10:08:10.554
3 -	36.760	52.317	27.082	1:56.159 (3)	75.41	0.848	10:10:06.713
4 -	37.059	52.432	27.195	1:56.686	75.07	1.375	10:12:03.399
5 -	36.903	51.487	27.011	1:55.401 (2)	75.90	0.090	10:13:58.800

P6 86		Paul WITHERINGTON		Suzuki SV650 - PJW Plumbers			
IDEAL LAP TIME : 1:52.747		BEST LAP TIME : 1:53.438		DIFFERENCE : 0.691			
LAP	SECTOR 1	SECTOR 2	SECTOR 3	LAP TIME	MPH	DIFF	TIME OF DAY
1 -		51.772	26.937	2:06.723	69.12	13.285	10:06:21.097
2 -	37.543	52.088	27.101	1:56.732	75.04	3.294	10:08:17.829
3 -	37.044	50.845	26.391	1:54.280 (2)	76.65	0.842	10:10:12.109
4 -	36.260	50.959	26.219	1:53.438 (1)	77.22		10:12:05.547
5 -	36.065	50.463	28.280	1:54.808 (3)	76.29	1.370	10:14:00.355

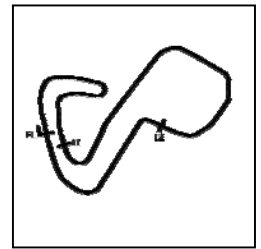
Weather / Track : Rain / Wet

Brands Hatch GP
Circuit Length = 2.4332 miles
Start: 10:04 Flag 10:13 End: 10:16

BMCRC - MRO Championships 2020 - Rnd 4 @ Brands Hatch GP

MRO Minitwins & BMCRC Rookie Minitwins (Supported by Properly Protected)

RACE 19 - SECTOR ANALYSIS



SECTOR 1 = FL to I1, SECTOR 2 = I1 to I2, SECTOR 3 = I2 to FL, DIFF = Difference To Personal Best Lap, P = Crossed Finish Line in Pit Lane, D = Time Disallowed

P7 95		John REYNOLDS		Suzuki SV650 - Fins Motorcycles			
IDEAL LAP TIME : 1:53.436		BEST LAP TIME : 1:53.964		DIFFERENCE : 0.528			
LAP	SECTOR 1	SECTOR 2	SECTOR 3	LAP TIME	MPH	DIFF	TIME OF DAY
1 -		52.665	27.491	2:03.027	71.20	9.063	10:06:17.401
2 -	37.046	52.525	27.208	1:56.779 (3)	75.01	2.815	10:08:14.180
3 -	37.467	53.185	27.124	1:57.776	74.37	3.812	10:10:11.956
4 -	36.831	51.111	26.579	1:54.521 (2)	76.49	0.557	10:12:06.477
5 -	36.203	50.654	27.107	1:53.964 (1)	76.86		10:14:00.441

P8 717 R		James SHEEHAN		Suzuki GLADIUS 650 - Sheehan Racing			
IDEAL LAP TIME : 1:53.872		BEST LAP TIME : 1:54.877		DIFFERENCE : 1.005			
LAP	SECTOR 1	SECTOR 2	SECTOR 3	LAP TIME	MPH	DIFF	TIME OF DAY
1 -		53.758	26.872	2:05.616	69.73	10.739	10:06:19.990
2 -	37.223	51.515	26.859	1:55.597 (3)	75.77	0.720	10:08:15.587
3 -	36.570	51.959	27.125	1:55.654	75.74	0.777	10:10:11.241
4 -	36.337	52.054	26.766	1:55.157 (2)	76.06	0.280	10:12:06.398
5 -	36.785	50.769	27.323	1:54.877 (1)	76.25		10:14:01.275

P9 7		Richard HICKLING		Suzuki SV650 - All the Pickles			
IDEAL LAP TIME : 1:55.734		BEST LAP TIME : 1:55.882		DIFFERENCE : 0.148			
LAP	SECTOR 1	SECTOR 2	SECTOR 3	LAP TIME	MPH	DIFF	TIME OF DAY
1 -		52.986	28.126	2:04.976	70.09	9.094	10:06:19.350
2 -	38.675	52.128	27.245	1:58.048	74.20	2.166	10:08:17.398
3 -	37.671	51.879	27.082	1:56.632 (3)	75.10	0.750	10:10:14.030
4 -	36.999	51.803	27.080	1:55.882 (1)	75.59		10:12:09.912
5 -	37.131	51.655	27.357	1:56.143 (2)	75.42	0.261	10:14:06.055

P10 12		Russell TAYLOR		Suzuki SV650 -			
IDEAL LAP TIME : 1:55.021		BEST LAP TIME : 1:55.167		DIFFERENCE : 0.146			
LAP	SECTOR 1	SECTOR 2	SECTOR 3	LAP TIME	MPH	DIFF	TIME OF DAY
1 -		53.188	27.544	2:05.009	70.07	9.842	10:06:19.383
2 -	37.108	51.036	27.023	1:55.167 (1)	76.06		10:08:14.550
3 -	36.962	52.576	27.713	1:57.251 (3)	74.71	2.084	10:10:11.801
4 -	37.315	51.689	27.511	1:56.515 (2)	75.18	1.348	10:12:08.316
5 -	37.639	53.171	27.709	1:58.519	73.91	3.352	10:14:06.835

P11 62 R		James KING		Suzuki SV650 -			
IDEAL LAP TIME : 1:55.333		BEST LAP TIME : 1:56.311		DIFFERENCE : 0.978			
LAP	SECTOR 1	SECTOR 2	SECTOR 3	LAP TIME	MPH	DIFF	TIME OF DAY
1 -		53.616	27.159	2:05.401	69.85	9.090	10:06:19.775
2 -	38.447	52.301	27.065	1:57.813	74.35	1.502	10:08:17.588
3 -	38.016	52.207	26.719	1:56.942 (3)	74.90	0.631	10:10:14.530
4 -	37.076	52.408	26.885	1:56.369 (2)	75.27	0.058	10:12:10.899
5 -	36.407	52.378	27.526	1:56.311 (1)	75.31		10:14:07.210

P12 8		Darren CORKETT		Suzuki SV650 - Jackson & Phillips			
IDEAL LAP TIME : 1:55.403		BEST LAP TIME : 1:56.056		DIFFERENCE : 0.653			
LAP	SECTOR 1	SECTOR 2	SECTOR 3	LAP TIME	MPH	DIFF	TIME OF DAY
1 -		54.478	27.261	2:06.519	69.23	10.463	10:06:20.893
2 -	37.604	53.149	26.778	1:57.531	74.53	1.475	10:08:18.424
3 -	37.076	53.025	26.927	1:57.028 (2)	74.85	0.972	10:10:15.452
4 -	36.641	53.077	27.399	1:57.117 (3)	74.79	1.061	10:12:12.569
5 -	37.061	51.984	27.011	1:56.056 (1)	75.47		10:14:08.625

Weather / Track : Rain / Wet

Brands Hatch GP

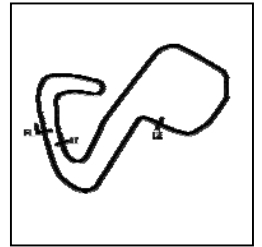
Circuit Length = 2.4332 miles

Start: 10:04 Flag 10:13 End: 10:16

BMCRC - MRO Championships 2020 - Rnd 4 @ Brands Hatch GP

MRO Minitwins & BMCRC Rookie Minitwins (Supported by Properly Protected)

RACE 19 - SECTOR ANALYSIS



SECTOR 1 = FL to I1, SECTOR 2 = I1 to I2, SECTOR 3 = I2 to FL, DIFF = Difference To Personal Best Lap, P = Crossed Finish Line in Pit Lane, D = Time Disallowed

P13 137		Charlie CRAWT		Suzuki SV650 - AM Advanced Engineering / Tea & Cake Time F			
IDEAL LAP TIME : 1:57.959		BEST LAP TIME : 1:58.173		DIFFERENCE : 0.214			
LAP	SECTOR 1	SECTOR 2	SECTOR 3	LAP TIME	MPH	DIFF	TIME OF DAY
1 -		55.345	28.553	2:13.390	65.67	15.217	10:06:27.764
2 -	38.427	54.084	28.094	2:00.605	72.63	2.432	10:08:28.369
3 -	38.338	53.427	27.879	1:59.644 (3)	73.21	1.471	10:10:28.013
4 -	37.466	52.987	27.720	1:58.173 (1)	74.12		10:12:26.186
5 -	38.155	52.773	28.091	1:59.019 (2)	73.60	0.846	10:14:25.205

P14 81		Malvern MAY		Suzuki SV650 -			
IDEAL LAP TIME : 1:57.206		BEST LAP TIME : 1:57.453		DIFFERENCE : 0.247			
LAP	SECTOR 1	SECTOR 2	SECTOR 3	LAP TIME	MPH	DIFF	TIME OF DAY
1 -		57.288	29.454	2:14.649	65.05	17.196	10:06:29.023
2 -	38.686	53.801	28.342	2:00.829	72.49	3.376	10:08:29.852
3 -	37.917	53.285	27.988	1:59.190 (2)	73.49	1.737	10:10:29.042
4 -	37.890	53.468	27.946	1:59.304 (3)	73.42	1.851	10:12:28.346
5 -	37.161	52.099	28.193	1:57.453 (1)	74.58		10:14:25.799

P15 23		Claire BECKETT		Suzuki SV650 - P Sheils & Sons			
IDEAL LAP TIME : 1:57.451		BEST LAP TIME : 1:58.675		DIFFERENCE : 1.224			
LAP	SECTOR 1	SECTOR 2	SECTOR 3	LAP TIME	MPH	DIFF	TIME OF DAY
1 -		57.255	28.877	2:14.755	65.00	16.080	10:06:29.129
2 -	40.659	54.624	28.191	2:03.474	70.94	4.799	10:08:32.603
3 -	38.853	53.673	28.179	2:00.705 (3)	72.57	2.030	10:10:33.308
4 -	38.697	52.410	27.670	1:58.777 (2)	73.75	0.102	10:12:32.085
5 -	37.371	52.810	28.494	1:58.675 (1)	73.81		10:14:30.760

P16 71		Colin CLUNE		Suzuki SV650 -			
IDEAL LAP TIME : 2:00.587		BEST LAP TIME : 2:00.587		DIFFERENCE : 0.000			
LAP	SECTOR 1	SECTOR 2	SECTOR 3	LAP TIME	MPH	DIFF	TIME OF DAY
1 -		57.932	29.144	2:15.448	64.67	14.861	10:06:29.822
2 -	40.406	55.326	28.663	2:04.395	70.41	3.808	10:08:34.217
3 -	38.856	55.947	28.448	2:03.251 (3)	71.07	2.664	10:10:37.468
4 -	38.066	54.223	28.298	2:00.587 (1)	72.64		10:12:38.055
5 -	38.236	54.537	28.841	2:01.614 (2)	72.02	1.027	10:14:39.669

P17 710 R		Craig HENSTOCK		Suzuki SV650 -			
IDEAL LAP TIME : 2:00.069		BEST LAP TIME : 2:01.003		DIFFERENCE : 0.934			
LAP	SECTOR 1	SECTOR 2	SECTOR 3	LAP TIME	MPH	DIFF	TIME OF DAY
1 -		57.445	29.353	2:16.116	64.35	15.113	10:06:30.490
2 -	40.457	55.584	28.857	2:04.898 (3)	70.13	3.895	10:08:35.388
3 -	39.315	55.233	28.590	2:03.138 (2)	71.13	2.135	10:10:38.526
4 -	41.582	55.929	28.141	2:05.652	69.71	4.649	10:12:44.178
5 -	37.918	54.010	29.075	2:01.003 (1)	72.39		10:14:45.181

P18 11 R		Darren O'LEARY		Suzuki SV650 - Pompey Motorcycle Racing			
IDEAL LAP TIME : 2:01.785		BEST LAP TIME : 2:01.867		DIFFERENCE : 0.082			
LAP	SECTOR 1	SECTOR 2	SECTOR 3	LAP TIME	MPH	DIFF	TIME OF DAY
1 -		56.524	28.961	2:14.553	65.10	12.686	10:06:28.927
2 -	40.608	56.117	28.987	2:05.712	69.68	3.845	10:08:34.639
3 -	40.185	56.006	28.481	2:04.672 (2)	70.26	2.805	10:10:39.311
4 -	40.111	56.323	28.247	2:04.681 (3)	70.25	2.814	10:12:43.992
5 -	38.473	55.065	28.329	2:01.867 (1)	71.88		10:14:45.859

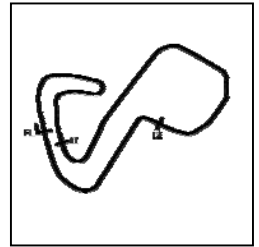
Weather / Track : Rain / Wet

Brands Hatch GP
Circuit Length = 2.4332 miles
Start: 10:04 Flag 10:13 End: 10:16

BMCRC - MRO Championships 2020 - Rnd 4 @ Brands Hatch GP

MRO Minitwins & BMCRC Rookie Minitwins (Supported by Properly Protected)

RACE 19 - SECTOR ANALYSIS



SECTOR 1 = FL to I1, SECTOR 2 = I1 to I2, SECTOR 3 = I2 to FL, DIFF = Difference To Personal Best Lap, P = Crossed Finish Line in Pit Lane, D = Time Disallowed

P19 58		Stacey KILLWORTH		Suzuki SV650 - BK/Everns			
IDEAL LAP TIME : 2:03.079		BEST LAP TIME : 2:03.215		DIFFERENCE : 0.136			
LAP	SECTOR 1	SECTOR 2	SECTOR 3	LAP TIME	MPH	DIFF	TIME OF DAY
1 -		57.139	29.612	2:14.285	65.23	11.070	10:06:28.659
2 -	39.555	55.724	29.213	2:04.492 (2)	70.36	1.277	10:08:33.151
3 -	39.354	56.870	28.939	2:05.163 (3)	69.98	1.948	10:10:38.314
4 -	40.179	56.248	28.814	2:05.241	69.94	2.026	10:12:43.555
5 -	38.541	55.792	28.882	2:03.215 (1)	71.09		10:14:46.770

P20 34		Andrew JOHNSON		Suzuki SV650 - Rose & Charlie Racing			
IDEAL LAP TIME : 2:02.783		BEST LAP TIME : 2:04.110		DIFFERENCE : 1.327			
LAP	SECTOR 1	SECTOR 2	SECTOR 3	LAP TIME	MPH	DIFF	TIME OF DAY
1 -		58.095	30.009	2:20.101	62.52	15.991	10:06:34.475
2 -	40.337	56.542	29.241	2:06.120	69.45	2.010	10:08:40.595
3 -	39.826	55.205	29.079	2:04.110 (1)	70.58		10:10:44.705
4 -	40.333	55.609	28.589	2:04.531 (2)	70.34	0.421	10:12:49.236
5 -	39.131	55.063	30.583	2:04.777 (3)	70.20	0.667	10:14:54.013

P21 159		Benn RIDGWELL		Suzuki SV650 - Ridgely Racing			
IDEAL LAP TIME : 2:03.670		BEST LAP TIME : 2:04.017		DIFFERENCE : 0.347			
LAP	SECTOR 1	SECTOR 2	SECTOR 3	LAP TIME	MPH	DIFF	TIME OF DAY
1 -		56.696	29.137	2:15.861	64.47	11.844	10:06:30.235
2 -	40.190	55.399	29.225	2:04.814 (2)	70.18	0.797	10:08:35.049
3 -	39.473	55.746	28.798	2:04.017 (1)	70.63		10:10:39.066
4 -	39.968	56.041	28.941	2:04.950 (3)	70.10	0.933	10:12:44.016
5 -	40.391	56.765	32.970	2:10.126	67.31	6.109	10:14:54.142

P22 561		David LESLIE		Suzuki SV650 -			
IDEAL LAP TIME : 2:05.198		BEST LAP TIME : 2:05.342		DIFFERENCE : 0.144			
LAP	SECTOR 1	SECTOR 2	SECTOR 3	LAP TIME	MPH	DIFF	TIME OF DAY
1 -		59.809	30.032	2:21.099	62.08	15.757	10:06:35.473
2 -	40.116	56.723	28.614	2:05.453 (2)	69.82	0.111	10:08:40.926
3 -	40.035	56.867	28.440	2:05.342 (1)	69.88		10:10:46.268
4 -	40.551	56.984	28.912	2:06.447 (3)	69.27	1.105	10:12:52.715
5 -	40.035	57.879	29.351	2:07.265	68.83	1.923	10:14:59.980

P23 40		Simon WILKINSON		Suzuki SV650 - S P Wilkinson Engineering Ltd			
IDEAL LAP TIME : 2:06.081		BEST LAP TIME : 2:06.151		DIFFERENCE : 0.070			
LAP	SECTOR 1	SECTOR 2	SECTOR 3	LAP TIME	MPH	DIFF	TIME OF DAY
1 -		1:00.821	30.428	2:24.028	60.82	17.877	10:06:38.402
2 -	40.816	58.302	29.818	2:08.936 (3)	67.93	2.785	10:08:47.338
3 -	41.568	57.963	29.485	2:09.016	67.89	2.865	10:10:56.354
4 -	40.593	57.442	29.868	2:07.903 (2)	68.48	1.752	10:13:04.257
5 -	40.197	56.399	29.555	2:06.151 (1)	69.43		10:15:10.408

P24 63		Steve SMULOVIC		Suzuki SV650 - SFC Racing			
IDEAL LAP TIME : 2:06.553		BEST LAP TIME : 2:06.553		DIFFERENCE : 0.000			
LAP	SECTOR 1	SECTOR 2	SECTOR 3	LAP TIME	MPH	DIFF	TIME OF DAY
1 -		58.766	31.174	2:20.893	62.17	14.340	10:06:35.267
2 -	42.870	58.789	30.384	2:12.043	66.34	5.490	10:08:47.310
3 -	41.520	57.242	30.296	2:09.058 (3)	67.87	2.505	10:10:56.368
4 -	41.384	57.464	29.722	2:08.570 (2)	68.13	2.017	10:13:04.938
5 -	40.820	56.708	29.025	2:06.553 (1)	69.21		10:15:11.491

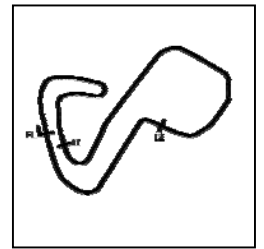
Weather / Track : Rain / Wet

Brands Hatch GP
Circuit Length = 2.4332 miles
Start: 10:04 Flag 10:13 End: 10:16

BMCRC - MRO Championships 2020 - Rnd 4 @ Brands Hatch GP

MRO Minitwins & BMCRC Rookie Minitwins (Supported by Properly Protected)

RACE 19 - SECTOR ANALYSIS



SECTOR 1 = FL to I1, SECTOR 2 = I1 to I2, SECTOR 3 = I2 to FL, DIFF = Difference To Personal Best Lap, P = Crossed Finish Line in Pit Lane, D = Time Disallowed

P25 84		Ricardo BRANCO		Suzuki SV650 - IMP Racing			
IDEAL LAP TIME : 2:07.468		BEST LAP TIME : 2:07.940		DIFFERENCE : 0.472			
LAP	SECTOR 1	SECTOR 2	SECTOR 3	LAP TIME	MPH	DIFF	TIME OF DAY
1 -		1:01.342	30.747	2:24.645	60.56	16.705	10:06:39.019
2 -	42.778	58.716	30.607	2:12.101	66.31	4.161	10:08:51.120
3 -	41.903	58.294	29.685	2:09.882 (2)	67.44	1.942	10:11:01.002
4 -	42.735	57.954	29.676	2:10.365 (3)	67.19	2.425	10:13:11.367
5 -	41.483	56.309	30.148	2:07.940 (1)	68.46		10:15:19.307

P26 911 R		Craig GOFFORD		Suzuki SV650 - Meala Racing Development			
IDEAL LAP TIME : 2:05.591		BEST LAP TIME : 2:06.697		DIFFERENCE : 1.106			
LAP	SECTOR 1	SECTOR 2	SECTOR 3	LAP TIME	MPH	DIFF	TIME OF DAY
1 -		1:02.241	29.999	2:26.708	59.70	20.011	10:06:41.082
2 -	41.585	58.708	29.616	2:09.909 (2)	67.43	3.212	10:08:50.991
3 -	42.484	59.332	29.559	2:11.375	66.67	4.678	10:11:02.366
4 -	43.220	58.747	28.811	2:10.778 (3)	66.98	4.081	10:13:13.144
5 -	40.193	56.587	29.917	2:06.697 (1)	69.14		10:15:19.841

P27 199		Michael FROST		Suzuki SV650 -			
IDEAL LAP TIME : 2:06.338		BEST LAP TIME : 2:06.338		DIFFERENCE : 0.000			
LAP	SECTOR 1	SECTOR 2	SECTOR 3	LAP TIME	MPH	DIFF	TIME OF DAY
1 -		1:01.451	30.787	2:23.973	60.84	17.635	10:06:38.347
2 -	42.707	59.282	30.429	2:12.418	66.15	6.080	10:08:50.765
3 -	42.501	59.122	29.729	2:11.352 (2)	66.68	5.014	10:11:02.117
4 -	43.231	58.742	29.694	2:11.667 (3)	66.53	5.329	10:13:13.784
5 -	40.623	56.737	28.978	2:06.338 (1)	69.33		10:15:20.122

P28 43		Daniel BARFORD		Suzuki SV650 - Shawell Tuning			
IDEAL LAP TIME : 2:10.354		BEST LAP TIME : 2:10.596		DIFFERENCE : 0.242			
LAP	SECTOR 1	SECTOR 2	SECTOR 3	LAP TIME	MPH	DIFF	TIME OF DAY
1 -		59.651	30.178	2:21.010	62.12	10.414	10:06:35.384
2 -	42.153	58.743	30.355	2:11.251 (3)	66.74	0.655	10:08:46.635
3 -	42.072	58.654	30.006	2:10.732 (2)	67.00	0.136	10:10:57.367
4 -	42.314	58.371	29.911	2:10.596 (1)	67.07		10:13:07.963
5 -	42.607	58.800	30.862	2:12.269	66.22	1.673	10:15:20.232

P29 138 R		Craig JARMIN		Suzuki SV650 -			
IDEAL LAP TIME : 2:10.264		BEST LAP TIME : 2:10.464		DIFFERENCE : 0.200			
LAP	SECTOR 1	SECTOR 2	SECTOR 3	LAP TIME	MPH	DIFF	TIME OF DAY
1 -		1:02.516	30.973	2:27.151	59.52	16.687	10:06:41.525
2 -	41.916	58.333	30.215	2:10.464 (1)	67.14		10:08:51.989
3 -	41.716	59.549	30.336	2:11.601 (2)	66.56	1.137	10:11:03.590
4 -	43.179	58.866	30.290	2:12.335 (3)	66.19	1.871	10:13:15.925
5 -	43.732	1:00.116	33.098	2:16.946	63.96	6.482	10:15:32.871

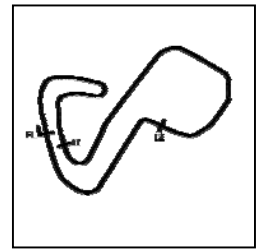
P30 83 R		Greg RYAN		Suzuki SV650 - Greg Ryan Racing 83 , Hell performance			
IDEAL LAP TIME : 2:16.276		BEST LAP TIME : 2:16.736		DIFFERENCE : 0.460			
LAP	SECTOR 1	SECTOR 2	SECTOR 3	LAP TIME	MPH	DIFF	TIME OF DAY
1 -		1:02.425	31.050	2:26.968	59.60	10.232	10:06:41.342
2 -	43.547	1:02.181	31.008	2:16.736 (1)	64.06		10:08:58.078
3 -	43.972	1:02.171	31.002	2:17.145 (2)	63.87	0.409	10:11:15.223
4 -	44.172	1:02.679	30.558	2:17.409 (3)	63.75	0.673	10:13:32.632
5 -	43.805	1:02.742	32.011	2:18.558	63.22	1.822	10:15:51.190

Weather / Track : Rain / Wet

BMCRC - MRO Championships 2020 - Rnd 4 @ Brands Hatch GP

MRO Minitwins & BMCRC Rookie Minitwins (Supported by Properly Protected)

RACE 19 - SECTOR ANALYSIS



SECTOR 1 = FL to I1, SECTOR 2 = I1 to I2, SECTOR 3 = I2 to FL, DIFF = Difference To Personal Best Lap, P = Crossed Finish Line in Pit Lane, D = Time Disallowed

P31 70		Vanessa GILLAM		Suzuki SV650 - No More Straps Ltd			
IDEAL LAP TIME : 2:33.488		BEST LAP TIME : 2:33.538		DIFFERENCE : 0.050			
LAP	SECTOR 1	SECTOR 2	SECTOR 3	LAP TIME	MPH	DIFF	TIME OF DAY
1 -		1:12.482	37.250	2:51.637	51.03	18.099	10:07:06.011
2 -	52.416	1:11.663	36.358	2:40.437 (3)	54.59	6.899	10:09:46.448
3 -	49.305	1:09.373	35.461	2:34.139 (2)	56.83	0.601	10:12:20.587
4 -	48.720	1:09.423	35.395	2:33.538 (1)	57.05		10:14:54.125

P32 87		Jake POVAH		Suzuki SV650 - www.78plate.com			
IDEAL LAP TIME : 1:53.802		BEST LAP TIME : 1:54.336		DIFFERENCE : 0.534			
LAP	SECTOR 1	SECTOR 2	SECTOR 3	LAP TIME	MPH	DIFF	TIME OF DAY
1 -		51.335	27.162	2:06.296	69.35	11.960	10:06:20.670
2 -	37.112	51.379	26.728	1:55.219 (3)	76.02	0.883	10:08:15.889
3 -	36.584	51.182	27.244	1:55.010 (2)	76.16	0.674	10:10:10.899
4 -	36.375	51.020	26.941	1:54.336 (1)	76.61		10:12:05.235

P33 163 R		Aaron OTTLEY		Suzuki SV650 - Sussex Motorcycle Valet, Hastings Kickboxing			
IDEAL LAP TIME : 2:04.866		BEST LAP TIME : 2:07.002		DIFFERENCE : 2.136			
LAP	SECTOR 1	SECTOR 2	SECTOR 3	LAP TIME	MPH	DIFF	TIME OF DAY
1 -		56.695	28.369	2:16.364	64.23	9.362	10:06:30.738
2 -	41.025	56.987	29.522	2:07.534 (3)	68.68	0.532	10:08:38.272
3 -	39.802	58.198	29.002	2:07.002 (1)	68.97		10:10:45.274
4 -	40.528	57.521	29.076	2:07.125 (2)	68.90	0.123	10:12:52.399

P34 45		Tom STEVENS		Suzuki SV650 -			
IDEAL LAP TIME : 2:03.760		BEST LAP TIME : 2:04.240		DIFFERENCE : 0.480			
LAP	SECTOR 1	SECTOR 2	SECTOR 3	LAP TIME	MPH	DIFF	TIME OF DAY
1 -		57.026	29.622	2:14.377	65.18	10.137	10:06:28.751
2 -	40.143	56.238	28.211	2:04.592 (2)	70.30	0.352	10:08:33.343
3 -	39.430	56.119	28.691	2:04.240 (1)	70.50		10:10:37.583

P35 105 R		Connor WADE		Suzuki SV650 - WELD CARE INDUSTRIES			
IDEAL LAP TIME :		BEST LAP TIME :		DIFFERENCE :			
LAP	SECTOR 1	SECTOR 2	SECTOR 3	LAP TIME	MPH	DIFF	TIME OF DAY
1 -		54.525	28.018	2:07.735	68.57		10:06:22.109

BMCRC - MRO Championships 2020 - Rnd 4 @ Brands Hatch GP

MRO Minitwins & BMCRC Rookie Minitwins (Supported by Properly Protected)

RACE 19 - BEST SECTORS

SECTOR 1			SECTOR 2			SECTOR 3			IDEAL / BEST COMPARISON						
POS	NO	NAME	TIME	NO	NAME	TIME	NO	NAME	TIME	POS	NO	NAME	IDEAL	BEST	DIFF
													PERFECT LAP	1:50.038	
1	26	DAVIES	34.819	26	DAVIES	49.220	26	DAVIES	25.999	1	26	DAVIES	1:50.038	1:50.338	0.300
2	155	HARRIS	35.358	232	WETHERELL	49.577	232	WETHERELL	26.162	2	232	WETHERELL	1:51.181	1:51.540	0.359
3	232	WETHERELL	35.442	155	HARRIS	49.999	86	WITHERINGTON	26.219	3	155	HARRIS	1:51.712	1:52.099	0.387
4	19	LILLEY	35.758	86	WITHERINGTON	50.463	155	HARRIS	26.355	4	86	WITHERINGTON	1:52.747	1:53.438	0.691
5	86	WITHERINGTON	36.065	95	REYNOLDS	50.654	19	LILLEY	26.489	5	19	LILLEY	1:53.328	1:53.681	0.353
6	95	REYNOLDS	36.203	87	POVAH	50.699	95	REYNOLDS	26.579	6	95	REYNOLDS	1:53.436	1:53.964	0.528
7	257	HOOD	36.299	717	SHEEHAN	50.769	62	KING	26.719	7	87	POVAH	1:53.802	1:54.336	0.534
8	717	SHEEHAN	36.337	12	TAYLOR	51.036	87	POVAH	26.728	8	717	SHEEHAN	1:53.872	1:54.877	1.005
9	87	POVAH	36.375	19	LILLEY	51.081	717	SHEEHAN	26.766	9	257	HOOD	1:54.553	1:55.311	0.758
10	62	KING	36.407	257	HOOD	51.487	257	HOOD	26.767	10	12	TAYLOR	1:55.021	1:55.167	0.146
11	8	CORKETT	36.641	7	HICKLING	51.655	8	CORKETT	26.778	11	62	KING	1:55.333	1:56.311	0.978
12	12	TAYLOR	36.962	8	CORKETT	51.984	12	TAYLOR	27.023	12	8	CORKETT	1:55.403	1:56.056	0.653
13	7	HICKLING	36.999	81	MAY	52.099	7	HICKLING	27.080	13	7	HICKLING	1:55.734	1:55.882	0.148
14	81	MAY	37.161	62	KING	52.207	23	BECKETT	27.670	14	81	MAY	1:57.206	1:57.453	0.247
15	23	BECKETT	37.371	23	BECKETT	52.410	137	CRAWT	27.720	15	23	BECKETT	1:57.451	1:58.675	1.224
16	137	CRAWT	37.466	137	CRAWT	52.773	81	MAY	27.946	16	137	CRAWT	1:57.959	1:58.173	0.214
17	710	HENSTOCK	37.918	710	HENSTOCK	54.010	105	WADE	28.018	17	710	HENSTOCK	2:00.069	2:01.003	0.934
18	71	CLUNE	38.066	71	CLUNE	54.223	710	HENSTOCK	28.141	18	71	CLUNE	2:00.587	2:00.587	0.000
19	11	O'LEARY	38.473	105	WADE	54.525	45	STEVENS	28.211	19	11	O'LEARY	2:01.785	2:01.867	0.082
20	58	KILLWORTH	38.541	34	JOHNSON	55.063	11	O'LEARY	28.247	20	34	JOHNSON	2:02.783	2:04.110	1.327
21	34	JOHNSON	39.131	11	O'LEARY	55.065	71	CLUNE	28.298	21	58	KILLWORTH	2:03.079	2:03.215	0.136
22	45	STEVENS	39.430	159	RIDGWELL	55.399	163	OTTLEY	28.369	22	159	RIDGWELL	2:03.670	2:04.017	0.347
23	159	RIDGWELL	39.473	58	KILLWORTH	55.724	561	LESLIE	28.440	23	45	STEVENS	2:03.760	2:04.240	0.480
24	163	OTTLEY	39.802	45	STEVENS	56.119	34	JOHNSON	28.589	24	163	OTTLEY	2:04.866	2:07.002	2.136
25	561	LESLIE	40.035	84	BRANCO	56.309	159	RIDGWELL	28.798	25	561	LESLIE	2:05.198	2:05.342	0.144
26	911	GOFFORD	40.193	40	WILKINSON	56.399	911	GOFFORD	28.811	26	911	GOFFORD	2:05.591	2:06.697	1.106
27	40	WILKINSON	40.197	911	GOFFORD	56.587	58	KILLWORTH	28.814	27	40	WILKINSON	2:06.081	2:06.151	0.070
28	199	FROST	40.623	163	OTTLEY	56.695	199	FROST	28.978	28	199	FROST	2:06.338	2:06.338	0.000
29	63	SMULOVIC	40.820	63	SMULOVIC	56.708	63	SMULOVIC	29.025	29	63	SMULOVIC	2:06.553	2:06.553	0.000
30	84	BRANCO	41.483	561	LESLIE	56.723	40	WILKINSON	29.485	30	84	BRANCO	2:07.468	2:07.940	0.472
31	138	JARMIN	41.716	199	FROST	56.737	84	BRANCO	29.676	31	138	JARMIN	2:10.264	2:10.464	0.200
32	43	BARFORD	42.072	138	JARMIN	58.333	43	BARFORD	29.911	32	43	BARFORD	2:10.354	2:10.596	0.242
33	83	RYAN	43.547	43	BARFORD	58.371	138	JARMIN	30.215	33	83	RYAN	2:16.276	2:16.736	0.460
34	70	GILLAM	48.720	83	RYAN	1:02.171	83	RYAN	30.558	34	70	GILLAM	2:33.488	2:33.538	0.050
35				70	GILLAM	1:09.373	70	GILLAM	35.395	35	105	WADE			
36															

Weather / Track : Rain / Wet

Results can be found at www.tsl-timing.com

Brands Hatch GP

Circuit Length = 2.4332 miles

Start: 10:04 Flag 10:13 End: 10:16

Printed - 10:17 Sunday, 04 October 2020

BMCRC - MRO Championships 2020 - Rnd 4 @ Brands Hatch GP

MRO Minitwins & BMCRC Rookie Minitwins (Supported by Properly Protected)

RACE 19 - STATISTICS

Competitors Started 36
Planned Start 2020-10-04 @ 10:00:00.000
Actual Start 2020-10-04 @ 10:04:14.373
Finish Time 2020-10-04 @ 10:13:37.521
Track Length 2.4332mi.
Total Laps 166
Total Distance Covered 403.9260mi.

Session Fastest Lap History

NO	CL	NAME	LAP TIME	TIME OF DAY	LAP	VEHICLE
26		Glynn DAVIES	1:51.413	10:08:03.908	2	Suzuki SV650
26		Glynn DAVIES	1:50.338	10:09:54.246	3	Suzuki SV650

Session Leader History

NO	CL	NAME	FROM LAP	LAPS LED	DISTANCE	VEHICLE
26		Glynn DAVIES	1	5	12.16 miles	Suzuki SV650

Flag History

TYPE	TIME OF DAY
GREEN	10:04:14.373
FINISH	10:13:37.521

Flag Statistics

TYPE	COUNT	TOTAL LAPS	TOTAL TIME
Green	1	5	11:53.700
Red	0	0	0.000
Safety Car	0	0	0.000
FCY	0	0	0.000

BMCRC - MRO Championships 2020 - Rnd 4 @ Brands Hatch GP

MRO Minitwins & BMCRC Rookie Minitwins (Supported by Properly Protected)

RACE 19 - STATISTICS

CLASS :

26 Starters

Fastest Lap History

NO	NAME	LAP TIME	TIME OF DAY	LAP	VEHICLE
26	Glynn DAVIES	1:51.413	10:08:03.908	2	Suzuki SV650
26	Glynn DAVIES	1:50.338	10:09:54.246	3	Suzuki SV650

Leader History

NO	NAME	FROM LAP	LAPS LED	DISTANCE	VEHICLE
26	Glynn DAVIES	1	5	12.16 miles	Suzuki SV650

BMCRC - MRO Championships 2020 - Rnd 4 @ Brands Hatch GP

MRO Minitwins & BMCRC Rookie Minitwins (Supported by Properly Protected)

RACE 19 - STATISTICS

CLASS : R

10 Starters

Fastest Lap History

NO	NAME	LAP TIME	TIME OF DAY	LAP	VEHICLE
257	Connor HOOD	1:55.311	10:08:10.576	2	Suzuki SV650S
717	James SHEEHAN	1:55.157	10:12:06.418	4	Suzuki GLADIUS 650
717	James SHEEHAN	1:54.877	10:14:01.293	5	Suzuki GLADIUS 650

Leader History

NO	NAME	FROM LAP	LAPS LED	DISTANCE	VEHICLE
257	Connor HOOD	1	5	12.16 miles	Suzuki SV650S

BMCRC - MRO Championships 2020 - Rnd 4 @ Brands Hatch GP



MRO Minitwins & BMCRC Rookie Minitwins (Supported by Properly Protected)

RACE 9 - GRID (5 Laps)

ROW 13	39	51	Andrew DURANT	38	64	Phil ELLIS	37	97	Alex MANN
ROW 12	36	96	Dan HARRIS	35	105	Connor WADE	34	70	Vanessa GILLAM
ROW 11			2:16.736			2:10.596			2:10.464
ROW 10	33	83	Greg RYAN	32	43	Daniel BARFORD	31	138	Craig JARMIN
ROW 9			2:07.940			2:07.002			2:06.697
ROW 8	30	84	Ricardo BRANCO	29	163	Aaron OTTLEY	28	911	Craig GOFFORD
ROW 7			2:06.553			2:06.338			2:06.151
ROW 6	27	63	Steve SMULOVIC	26	199	Michael FROST	25	40	Simon WILKINSON
ROW 5			2:05.342			2:04.240			2:04.110
ROW 4	24	561	David LESLIE	23	45	Tom STEVENS	22	34	Andrew JOHNSON
ROW 3			2:04.017			2:03.215			2:01.867
ROW 2	21	159	Benn RIDGWELL	20	58	Stacey KILLWORTH	19	11	Darren O'LEARY
ROW 1			2:01.003			2:00.587			1:58.675
ROW 13	18	710	Craig HENSTOCK	17	71	Colin CLUNE	16	23	Claire BECKETT
ROW 12			1:58.173			1:57.453			1:56.311
ROW 11	15	137	Charlie CRAWT	14	81	Malvern MAY	13	62	James KING
ROW 10			1:56.056			1:55.882			1:55.311
ROW 9	12	8	Darren CORKETT	11	7	Richard HICKLING	10	257	Connor HOOD
ROW 8			1:55.167			1:54.877			1:54.336
ROW 7	9	12	Russell TAYLOR	8	717	James SHEEHAN	7	87	Jake POVAH
ROW 6			1:53.964			1:53.681			1:53.438
ROW 5	6	95	John REYNOLDS	5	19	Kevin LILLEY	4	86	Paul WITHERINGTON
ROW 4			1:52.099			1:51.540			1:50.338
ROW 3	3	155	Richard HARRIS	2	232	Matt WETHERELL	1	26	Glynn DAVIES
ROW 2									Pole

Brands Hatch GP
Circuit Length = 2.4332 miles

These results are provisional until the conclusion of any judicial and technical matters.

Clerk Of Course :	Steward :	Timekeeper :
-------------------	-----------	--------------

Results can be found at www.tsl-timing.com

Printed - 10:18 Sunday, 04 October 2020



BMCRC - MRO Championships 2020 - Rnd 4 @ Brands Hatch GP



MRO Minitwins & BMCRC Rookie Minitwins (Supported by Properly Protected)

RACE 9 - CLASSIFICATION

POS	NO	CL	PIC NAME	ENTRY	LAPS	TIME	GAP	DIFF	MPH	BEST	ON
1	26		1 Glynn DAVIES	Suzuki SV650 -	4	7:29.838			77.89	1:50.342	2
2	96		2 Dan HARRIS	Suzuki SV650 - HP Racing	4	7:31.144	1.306	1.306	77.66	1:48.389	4
3	232		3 Matt WETHERELL	Suzuki SV650 - MSG Racing/Lamonde.com/FWR T	4	7:32.584	2.746	1.440	77.42	1:51.562	4
4	155		4 Richard HARRIS	Suzuki SV650 - HP Racing	4	7:33.335	3.497	0.751	77.29	1:51.419	4
5	19		5 Kevin LILLEY	Suzuki SV650 - Trafalgar Cleaning Eqpt. / Steve Jor	4	7:43.671	13.833	10.336	75.56	1:53.271	3
6	87		6 Jake POVAH	Suzuki SV650 - www.78plate.com	4	7:43.971	14.133	0.300	75.52	1:53.449	4
7	12		7 Russell TAYLOR	Suzuki SV650 -	4	7:49.326	19.488	5.355	74.65	1:54.491	2
8	717	R	1 James SHEEHAN	Suzuki GLADIUS 650 - Sheehan Racing	4	7:50.227	20.389	0.901	74.51	1:54.868	3
9	95		8 John REYNOLDS	Suzuki SV650 - Fins Motorcycles	4	7:51.362	21.524	1.135	74.33	1:56.354	2
10	7		9 Richard HICKLING	Suzuki SV650 - All the Pickles	4	7:55.212	25.374	3.850	73.73	1:56.111	4
11	8		10 Darren CORKETT	Suzuki SV650 - Jackson & Phillips	4	7:55.742	25.904	0.530	73.65	1:55.407	4
12	62	R	2 James KING	Suzuki SV650 -	4	7:57.395	27.557	1.653	73.39	1:57.482	4
13	137		11 Charlie CRAWT	Suzuki SV650 - AM Advanced Engineering / Tea & C	4	8:01.788	31.950	4.393	72.72	1:58.230	3
14	710	R	3 Craig HENSTOCK	Suzuki SV650 -	4	8:02.196	32.358	0.408	72.66	1:56.637	4
15	71		12 Colin CLUNE	Suzuki SV650 -	4	8:02.630	32.792	0.434	72.60	1:58.100	2
16	23		13 Claire BECKETT	Suzuki SV650 - P Sheils & Sons	4	8:02.800	32.962	0.170	72.57	1:56.377	4
17	81		14 Malvern MAY	Suzuki SV650 -	4	8:06.809	36.971	4.009	71.97	1:59.359	2
18	11	R	4 Darren O'LEARY	Suzuki SV650 - Pompey Motorcycle Racing	4	8:07.345	37.507	0.536	71.89	1:59.069	3
19	40		15 Simon WILKINSON	Suzuki SV650 - S P Wilkinson Engineering Ltd	4	8:23.277	53.439	15.932	69.62	2:03.049	2
20	159		16 Benn RIDGWELL	Suzuki SV650 - Ridgey Racing	4	8:24.047	54.209	0.770	69.51	2:02.397	2
21	34		17 Andrew JOHNSON	Suzuki SV650 - Rose & Charlie Racing	4	8:29.481	59.643	5.434	68.77	2:03.772	2
22	561		18 David LESLIE	Suzuki SV650 -	4	8:32.621	1:02.783	3.140	68.35	2:05.195	2
23	911	R	5 Craig GOFFORD	Suzuki SV650 - Meala Racing Development	4	8:44.068	1:14.230	11.447	66.86	2:05.394	4
24	199		19 Michael FROST	Suzuki SV650 -	4	8:46.301	1:16.463	2.233	66.57	2:07.933	4
25	105	R	6 Connor WADE	Suzuki SV650 - WELD CARE INDUSTRIES	4	8:46.341	1:16.503	0.040	66.57	2:06.844	4
26	63		20 Steve SMULOVIC	Suzuki SV650 - SFC Racing	4	8:46.834	1:16.996	0.493	66.50	2:07.242	4
27	43		21 Daniel BARFORD	Suzuki SV650 - Shawell Tuning	4	8:57.994	1:28.156	11.160	65.12	2:10.269	4
28	138	R	7 Craig JARMIN	Suzuki SV650 -	4	8:59.549	1:29.711	1.555	64.94	2:11.673	4
29	45		22 Tom STEVENS	Suzuki SV650 -	4	8:59.580	1:29.742	0.031	64.93	2:12.278	2
30	64		23 Phil ELLIS	Suzuki SV650 -	4	9:16.124	1:46.286	16.544	63.00	2:14.565	3
31	83	R	8 Greg RYAN	Suzuki SV650 - Greg Ryan Racing 83 , Hell perform	4	9:28.746	1:58.908	12.622	61.60	2:17.794	4
32	70		24 Vanessa GILLAM	Suzuki SV650 - No More Straps Ltd	3	7:55.123	1 Lap	1 Lap	55.31	2:32.400	3

NOT CLASSIFIED

DNF	86		Paul WITHERINGTON	Suzuki SV650 - PJW Plumbers	2	3:52.111	2 Laps	1 Lap	75.47	1:52.433	2
-----	----	--	-------------------	-----------------------------	---	----------	--------	-------	-------	----------	---

FASTEST LAP

	96		Dan HARRIS	Suzuki SV650 - HP Racing	4	1:48.389			80.81 mph	130.06 kph	
	717	R	James SHEEHAN	Suzuki GLADIUS 650 - Sheehan Racing	3	1:54.868			76.26 mph	122.72 kph	

Class - 92.5% of Race Speed = 72.04 mph
 Class R - 92.5% of Race Speed = 68.92 mph

Brands Hatch GP
 Circuit Length = 2.4332 miles
 Start: 14:22 Flag 14:29 End: 14:31

Weather / Track : Rain / Wet

These results are provisional until the conclusion of any judicial and technical matters.

Clerk Of Course :	Steward :	Timekeeper :
-------------------	-----------	--------------

Results can be found at www.tsl-timing.com

Printed - 14:32 Sunday, 04 October 2020



BMCRC - MRO Championships 2020 - Rnd 4 @ Brands Hatch GP

MRO Minitwins & BMCRC Rookie Minitwins (Supported by Properly Protected)

RACE 9 - LAP CHART

LAP 1 @ 14:24:15.506

NO	BEHIND	LAP TIME
26		1:55.117
232	1.959	1:57.076
155	3.010	1:58.127
86	4.561	1:59.678
95	5.065	2:00.182
87	6.136	2:01.253
96	6.614	2:01.731
19	6.635	2:01.752
12	7.197	2:02.314
717	8.377	2:03.494
62	8.880	2:03.997
7	9.432	2:04.549
8	9.950	2:05.067
137	11.402	2:06.519
71	12.078	2:07.195
81	12.941	2:08.058
23	13.178	2:08.295
710	13.542	2:08.659
11	14.483	2:09.600
40	15.452	2:10.569
159	16.607	2:11.724
34	20.955	2:16.072
561	21.510	2:16.627
199	25.093	2:20.210
63	25.532	2:20.649
45	25.617	2:20.734
105	25.891	2:21.008
911	27.054	2:22.171
43	27.509	2:22.626
138	28.360	2:23.477
64	33.066	2:28.183
83	34.482	2:29.599
70	51.067	2:46.184

LAP 2 @ 14:26:05.848

NO	BEHIND	LAP TIME
26		1:50.342
232	3.938	1:52.321
155	4.860	1:52.192
86	6.652	1:52.433
96	8.040	1:51.768
19	10.996	1:54.703
95	11.077	1:56.354
87	11.181	1:55.387
12	11.346	1:54.491
717	13.551	1:55.516
62	16.300	1:57.762
7	16.473	1:57.383
8	16.889	1:57.281
137	19.426	1:58.366
71	19.836	1:58.100
81	21.958	1:59.359
23	22.049	1:59.213
710	22.402	1:59.202
11	23.290	1:59.149
40	28.159	2:03.049
159	28.662	2:02.397
34	34.385	2:03.772
561	36.363	2:05.195
199	44.442	2:09.691
63	44.535	2:09.345
105	45.931	2:10.382

911	46.000	2:09.288
45	47.553	2:12.278
43	49.943	2:12.776
138	50.280	2:12.262
64	1:00.361	2:17.637
83	1:05.202	2:21.062
70	1:37.264	2:36.539

LAP 3 @ 14:27:57.087

NO	BEHIND	LAP TIME
26		1:51.239
232	4.324	1:51.625
155	5.218	1:51.597
96	6.057	1:49.256
19	13.028	1:53.271
87	13.824	1:53.882
12	15.169	1:55.062
95	16.530	1:56.692
717	17.180	1:54.868
7	22.403	1:57.169
62	23.215	1:58.154
8	23.637	1:57.987
137	26.417	1:58.230
71	27.130	1:58.533
710	28.861	1:57.698
23	29.725	1:58.915
81	30.685	1:59.966
11	31.120	1:59.069
159	40.894	2:03.471
40	41.126	2:04.206
34	48.792	2:05.646
561	50.571	2:05.447
199	1:01.670	2:08.467
911	1:01.976	2:07.215
105	1:02.799	2:08.107
63	1:02.894	2:09.598
45	1:10.531	2:14.217
43	1:11.027	2:12.323
138	1:11.178	2:12.137
64	1:23.687	2:14.565
83	1:34.254	2:20.291

LAP 4 @ 14:29:50.227

NO	BEHIND	LAP TIME
26		1:53.140
96	1.306	1:48.389
232	2.746	1:51.562
155	3.497	1:51.419
19	13.833	1:53.945
87	14.133	1:53.449
12	19.488	1:57.459
717	20.389	1:56.349
95	21.524	1:58.134
70	1 Lap	2:32.400
7	25.374	1:56.111
8	25.904	1:55.407
62	27.557	1:57.482
137	31.950	1:58.673
710	32.358	1:56.637
71	32.792	1:58.802
23	32.962	1:56.377
81	36.971	1:59.426
11	37.507	1:59.527
40	53.439	2:05.453

159	54.209	2:06.455
34	59.643	2:03.991
561	1:02.783	2:05.352
911	1:14.230	2:05.394
199	1:16.463	2:07.933
105	1:16.503	2:06.844
63	1:16.996	2:07.242
43	1:28.156	2:10.269
138	1:29.711	2:11.673
45	1:29.742	2:12.351
64	1:46.286	2:15.739
83	1:58.908	2:17.794

Weather / Track : Rain / Wet

Results can be found at www.tsl-timing.com

Brands Hatch GP

Circuit Length = 2.4332 miles

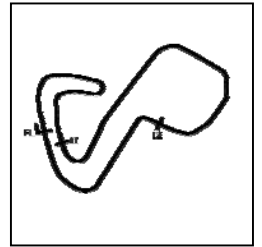
Start: 14:22 Flag 14:29 End: 14:31

Printed - 14:33 Sunday, 04 October 2020

BMCRC - MRO Championships 2020 - Rnd 4 @ Brands Hatch GP

MRO Minitwins & BMCRC Rookie Minitwins (Supported by Properly Protected)

RACE 9 - SECTOR ANALYSIS



SECTOR 1 = FL to I1, SECTOR 2 = I1 to I2, SECTOR 3 = I2 to FL, DIFF = Difference To Personal Best Lap, P = Crossed Finish Line in Pit Lane, D = Time Disallowed

P1 26		Glynn DAVIES		Suzuki SV650 -			
IDEAL LAP TIME : 1:50.342		BEST LAP TIME : 1:50.342		DIFFERENCE : 0.000			
LAP	SECTOR 1	SECTOR 2	SECTOR 3	LAP TIME	MPH	DIFF	TIME OF DAY
1 -		49.903	26.182	1:55.117	76.09	4.775	14:24:15.506
2 -	34.707	49.638	25.997	1:50.342 (1)	79.38		14:26:05.848
3 -	34.921	49.960	26.358	1:51.239 (2)	78.74	0.897	14:27:57.087
4 -	35.340	51.192	26.608	1:53.140 (3)	77.42	2.798	14:29:50.227

P2 96		Dan HARRIS		Suzuki SV650 - HP Racing			
IDEAL LAP TIME : 1:48.389		BEST LAP TIME : 1:48.389		DIFFERENCE : 0.000			
LAP	SECTOR 1	SECTOR 2	SECTOR 3	LAP TIME	MPH	DIFF	TIME OF DAY
1 -		50.877	26.468	2:01.731	71.96	13.342	14:24:22.120
2 -	36.202	49.690	25.876	1:51.768 (3)	78.37	3.379	14:26:13.888
3 -	34.456	48.933	25.867	1:49.256 (2)	80.17	0.867	14:28:03.144
4 -	34.005	48.747	25.637	1:48.389 (1)	80.81		14:29:51.533

P3 232		Matt WETHERELL		Suzuki SV650 - MSG Racing/Lamonde.com/FWR Tyres			
IDEAL LAP TIME : 1:51.244		BEST LAP TIME : 1:51.562		DIFFERENCE : 0.318			
LAP	SECTOR 1	SECTOR 2	SECTOR 3	LAP TIME	MPH	DIFF	TIME OF DAY
1 -		50.679	26.386	1:57.076	74.82	5.514	14:24:17.465
2 -	35.136	50.755	26.430	1:52.321 (3)	77.98	0.759	14:26:09.786
3 -	35.408	50.057	26.160	1:51.625 (2)	78.47	0.063	14:28:01.411
4 -	35.027	50.081	26.454	1:51.562 (1)	78.51		14:29:52.973

P4 155		Richard HARRIS		Suzuki SV650 - HP Racing			
IDEAL LAP TIME : 1:50.867		BEST LAP TIME : 1:51.419		DIFFERENCE : 0.552			
LAP	SECTOR 1	SECTOR 2	SECTOR 3	LAP TIME	MPH	DIFF	TIME OF DAY
1 -		50.687	26.487	1:58.127	74.15	6.708	14:24:18.516
2 -	35.285	50.444	26.463	1:52.192 (3)	78.07	0.773	14:26:10.708
3 -	35.387	49.830	26.380	1:51.597 (2)	78.49	0.178	14:28:02.305
4 -	35.837	49.423	26.159	1:51.419 (1)	78.62		14:29:53.724

P5 19		Kevin LILLEY		Suzuki SV650 - Trafalgar Cleaning Eqpt. / Steve Jordan Motorcy			
IDEAL LAP TIME : 1:53.236		BEST LAP TIME : 1:53.271		DIFFERENCE : 0.035			
LAP	SECTOR 1	SECTOR 2	SECTOR 3	LAP TIME	MPH	DIFF	TIME OF DAY
1 -		52.010	26.638	2:01.752	71.94	8.481	14:24:22.141
2 -	36.448	51.545	26.710	1:54.703 (3)	76.36	1.432	14:26:16.844
3 -	35.914	50.684	26.673	1:53.271 (1)	77.33		14:28:10.115
4 -	36.001	51.028	26.916	1:53.945 (2)	76.87	0.674	14:30:04.060

P6 87		Jake POVAH		Suzuki SV650 - www.78plate.com			
IDEAL LAP TIME : 1:53.185		BEST LAP TIME : 1:53.449		DIFFERENCE : 0.264			
LAP	SECTOR 1	SECTOR 2	SECTOR 3	LAP TIME	MPH	DIFF	TIME OF DAY
1 -		51.862	26.950	2:01.253	72.24	7.804	14:24:21.642
2 -	36.728	51.495	27.164	1:55.387 (3)	75.91	1.938	14:26:17.029
3 -	36.386	50.563	26.933	1:53.882 (2)	76.92	0.433	14:28:10.911
4 -	36.128	50.124	27.197	1:53.449 (1)	77.21		14:30:04.360

P7 12		Russell TAYLOR		Suzuki SV650 -			
IDEAL LAP TIME : 1:54.375		BEST LAP TIME : 1:54.491		DIFFERENCE : 0.116			
LAP	SECTOR 1	SECTOR 2	SECTOR 3	LAP TIME	MPH	DIFF	TIME OF DAY
1 -		51.719	26.936	2:02.314	71.61	7.823	14:24:22.703
2 -	36.442	51.349	26.700	1:54.491 (1)	76.51		14:26:17.194
3 -	36.726	51.233	27.103	1:55.062 (2)	76.13	0.571	14:28:12.256
4 -	36.597	52.582	28.280	1:57.459 (3)	74.57	2.968	14:30:09.715

Weather / Track : Rain / Wet

Brands Hatch GP

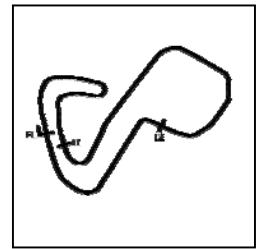
Circuit Length = 2.4332 miles

Start: 14:22 Flag 14:29 End: 14:31

BMCRC - MRO Championships 2020 - Rnd 4 @ Brands Hatch GP

MRO Minitwins & BMCRC Rookie Minitwins (Supported by Properly Protected)

RACE 9 - SECTOR ANALYSIS



SECTOR 1 = FL to I1, SECTOR 2 = I1 to I2, SECTOR 3 = I2 to FL, DIFF = Difference To Personal Best Lap, P = Crossed Finish Line in Pit Lane, D = Time Disallowed

P8 717 R		James SHEEHAN		Suzuki GLADIUS 650 - Sheehan Racing			
IDEAL LAP TIME : 1:54.575		BEST LAP TIME : 1:54.868		DIFFERENCE : 0.293			
LAP	SECTOR 1	SECTOR 2	SECTOR 3	LAP TIME	MPH	DIFF	TIME OF DAY
1 -		51.622	28.953	2:03.494	70.93	8.626	14:24:23.883
2 -	36.914	51.748	26.854	1:55.516 (2)	75.83	0.648	14:26:19.399
3 -	36.501	51.220	27.147	1:54.868 (1)	76.26		14:28:14.267
4 -	37.124	51.972	27.253	1:56.349 (3)	75.28	1.481	14:30:10.616

P9 95		John REYNOLDS		Suzuki SV650 - Fins Motorcycles			
IDEAL LAP TIME : 1:54.085		BEST LAP TIME : 1:56.354		DIFFERENCE : 2.269			
LAP	SECTOR 1	SECTOR 2	SECTOR 3	LAP TIME	MPH	DIFF	TIME OF DAY
1 -		51.204	26.609	2:00.182	72.88	3.828	14:24:20.571
2 -	36.272	52.816	27.266	1:56.354 (1)	75.28		14:26:16.925
3 -	36.566	52.353	27.773	1:56.692 (2)	75.06	0.338	14:28:13.617
4 -	36.978	53.049	28.107	1:58.134 (3)	74.15	1.780	14:30:11.751

P10 7		Richard HICKLING		Suzuki SV650 - All the Pickles			
IDEAL LAP TIME : 1:55.793		BEST LAP TIME : 1:56.111		DIFFERENCE : 0.318			
LAP	SECTOR 1	SECTOR 2	SECTOR 3	LAP TIME	MPH	DIFF	TIME OF DAY
1 -		53.164	27.324	2:04.549	70.33	8.438	14:24:24.938
2 -	37.165	52.621	27.597	1:57.383 (3)	74.62	1.272	14:26:22.321
3 -	37.006	52.623	27.540	1:57.169 (2)	74.76	1.058	14:28:19.490
4 -	36.557	51.912	27.642	1:56.111 (1)	75.44		14:30:15.601

P11 8		Darren CORKETT		Suzuki SV650 - Jackson & Phillips			
IDEAL LAP TIME : 1:55.407		BEST LAP TIME : 1:55.407		DIFFERENCE : 0.000			
LAP	SECTOR 1	SECTOR 2	SECTOR 3	LAP TIME	MPH	DIFF	TIME OF DAY
1 -		53.701	27.114	2:05.067	70.04	9.660	14:24:25.456
2 -	36.997	52.824	27.460	1:57.281 (2)	74.69	1.874	14:26:22.737
3 -	37.039	53.617	27.331	1:57.987 (3)	74.24	2.580	14:28:20.724
4 -	36.472	51.877	27.058	1:55.407 (1)	75.90		14:30:16.131

P12 62 R		James KING		Suzuki SV650 -			
IDEAL LAP TIME : 1:56.985		BEST LAP TIME : 1:57.482		DIFFERENCE : 0.497			
LAP	SECTOR 1	SECTOR 2	SECTOR 3	LAP TIME	MPH	DIFF	TIME OF DAY
1 -		53.093	27.251	2:03.997	70.64	6.515	14:24:24.386
2 -	37.218	53.012	27.532	1:57.762 (2)	74.38	0.280	14:26:22.148
3 -	37.116	53.380	27.658	1:58.154 (3)	74.13	0.672	14:28:20.302
4 -	36.722	53.125	27.635	1:57.482 (1)	74.56		14:30:17.784

P13 137		Charlie CRAWT		Suzuki SV650 - AM Advanced Engineering / Tea & Cake Time F			
IDEAL LAP TIME : 1:57.952		BEST LAP TIME : 1:58.230		DIFFERENCE : 0.278			
LAP	SECTOR 1	SECTOR 2	SECTOR 3	LAP TIME	MPH	DIFF	TIME OF DAY
1 -		53.491	27.795	2:06.519	69.23	8.289	14:24:26.908
2 -	37.633	52.712	28.021	1:58.366 (2)	74.00	0.136	14:26:25.274
3 -	37.667	52.621	27.942	1:58.230 (1)	74.09		14:28:23.504
4 -	37.536	52.771	28.366	1:58.673 (3)	73.81	0.443	14:30:22.177

P14 710 R		Craig HENSTOCK		Suzuki SV650 -			
IDEAL LAP TIME : 1:56.637		BEST LAP TIME : 1:56.637		DIFFERENCE : 0.000			
LAP	SECTOR 1	SECTOR 2	SECTOR 3	LAP TIME	MPH	DIFF	TIME OF DAY
1 -		54.482	27.724	2:08.659	68.08	12.022	14:24:29.048
2 -	37.806	53.776	27.620	1:59.202 (3)	73.48	2.565	14:26:28.250
3 -	37.344	52.775	27.579	1:57.698 (2)	74.42	1.061	14:28:25.948
4 -	36.609	52.519	27.509	1:56.637 (1)	75.10		14:30:22.585

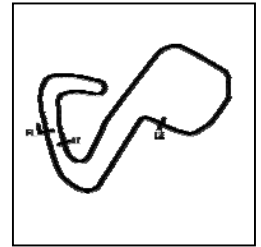
Weather / Track : Rain / Wet

Brands Hatch GP
Circuit Length = 2.4332 miles
Start: 14:22 Flag 14:29 End: 14:31

BMCRC - MRO Championships 2020 - Rnd 4 @ Brands Hatch GP

MRO Minitwins & BMCRC Rookie Minitwins (Supported by Properly Protected)

RACE 9 - SECTOR ANALYSIS



SECTOR 1 = FL to I1, SECTOR 2 = I1 to I2, SECTOR 3 = I2 to FL, DIFF = Difference To Personal Best Lap, P = Crossed Finish Line in Pit Lane, D = Time Disallowed

P15 71		Colin CLUNE		Suzuki SV650 -			
IDEAL LAP TIME : 1:57.933		BEST LAP TIME : 1:58.100		DIFFERENCE : 0.167			
LAP	SECTOR 1	SECTOR 2	SECTOR 3	LAP TIME	MPH	DIFF	TIME OF DAY
1 -		53.439	27.823	2:07.195	68.86	9.095	14:24:27.584
2 -	37.724	52.715	27.661	1:58.100 (1)	74.17		14:26:25.684
3 -	37.560	52.712	28.261	1:58.533 (2)	73.90	0.433	14:28:24.217
4 -	37.599	52.960	28.243	1:58.802 (3)	73.73	0.702	14:30:23.019

P16 23		Claire BECKETT		Suzuki SV650 - P Sheils & Sons			
IDEAL LAP TIME : 1:56.377		BEST LAP TIME : 1:56.377		DIFFERENCE : 0.000			
LAP	SECTOR 1	SECTOR 2	SECTOR 3	LAP TIME	MPH	DIFF	TIME OF DAY
1 -		54.376	27.865	2:08.295	68.27	11.918	14:24:28.684
2 -	37.962	53.728	27.523	1:59.213 (3)	73.48	2.836	14:26:27.897
3 -	38.716	52.340	27.859	1:58.915 (2)	73.66	2.538	14:28:26.812
4 -	37.151	51.866	27.360	1:56.377 (1)	75.27		14:30:23.189

P17 81		Malvern MAY		Suzuki SV650 -			
IDEAL LAP TIME : 1:58.934		BEST LAP TIME : 1:59.359		DIFFERENCE : 0.425			
LAP	SECTOR 1	SECTOR 2	SECTOR 3	LAP TIME	MPH	DIFF	TIME OF DAY
1 -		54.489	28.016	2:08.058	68.40	8.699	14:24:28.447
2 -	37.882	53.589	27.888	1:59.359 (1)	73.39		14:26:27.806
3 -	38.325	53.317	28.324	1:59.966 (3)	73.01	0.607	14:28:27.772
4 -	37.729	53.401	28.296	1:59.426 (2)	73.34	0.067	14:30:27.198

P18 11 R		Darren O'LEARY		Suzuki SV650 - Pompey Motorcycle Racing			
IDEAL LAP TIME : 1:58.867		BEST LAP TIME : 1:59.069		DIFFERENCE : 0.202			
LAP	SECTOR 1	SECTOR 2	SECTOR 3	LAP TIME	MPH	DIFF	TIME OF DAY
1 -		55.333	27.843	2:09.600	67.59	10.531	14:24:29.989
2 -	37.665	53.791	27.693	1:59.149 (2)	73.52	0.080	14:26:29.138
3 -	37.861	53.509	27.699	1:59.069 (1)	73.56		14:28:28.207
4 -	37.936	53.879	27.712	1:59.527 (3)	73.28	0.458	14:30:27.734

P19 40		Simon WILKINSON		Suzuki SV650 - S P Wilkinson Engineering Ltd			
IDEAL LAP TIME : 2:01.382		BEST LAP TIME : 2:03.049		DIFFERENCE : 1.667			
LAP	SECTOR 1	SECTOR 2	SECTOR 3	LAP TIME	MPH	DIFF	TIME OF DAY
1 -		55.622	27.955	2:10.569	67.08	7.520	14:24:30.958
2 -	38.167	55.641	29.241	2:03.049 (1)	71.18		14:26:34.007
3 -	39.080	55.260	29.866	2:04.206 (2)	70.52	1.157	14:28:38.213
4 -	39.559	55.931	29.963	2:05.453 (3)	69.82	2.404	14:30:43.666

P20 159		Benn RIDGWELL		Suzuki SV650 - Ridgely Racing			
IDEAL LAP TIME : 2:01.917		BEST LAP TIME : 2:02.397		DIFFERENCE : 0.480			
LAP	SECTOR 1	SECTOR 2	SECTOR 3	LAP TIME	MPH	DIFF	TIME OF DAY
1 -		55.341	28.715	2:11.724	66.50	9.327	14:24:32.113
2 -	38.570	54.632	29.195	2:02.397 (1)	71.56		14:26:34.510
3 -	39.062	54.736	29.673	2:03.471 (2)	70.94	1.074	14:28:37.981
4 -	39.472	56.832	30.151	2:06.455 (3)	69.27	4.058	14:30:44.436

P21 34		Andrew JOHNSON		Suzuki SV650 - Rose & Charlie Racing			
IDEAL LAP TIME : 2:03.390		BEST LAP TIME : 2:03.772		DIFFERENCE : 0.382			
LAP	SECTOR 1	SECTOR 2	SECTOR 3	LAP TIME	MPH	DIFF	TIME OF DAY
1 -		57.096	29.291	2:16.072	64.37	12.300	14:24:36.461
2 -	39.393	55.425	28.954	2:03.772 (1)	70.77		14:26:40.233
3 -	39.212	56.450	29.984	2:05.646 (3)	69.71	1.874	14:28:45.879
4 -	39.567	55.671	28.753	2:03.991 (2)	70.64	0.219	14:30:49.870

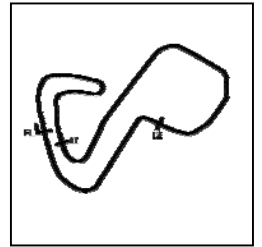
Weather / Track : Rain / Wet

Brands Hatch GP
Circuit Length = 2.4332 miles
Start: 14:22 Flag 14:29 End: 14:31

BMCRC - MRO Championships 2020 - Rnd 4 @ Brands Hatch GP

MRO Minitwins & BMCRC Rookie Minitwins (Supported by Properly Protected)

RACE 9 - SECTOR ANALYSIS



SECTOR 1 = FL to I1, SECTOR 2 = I1 to I2, SECTOR 3 = I2 to FL, DIFF = Difference To Personal Best Lap, P = Crossed Finish Line in Pit Lane, D = Time Disallowed

P22 561		David LESLIE		Suzuki SV650 -			
IDEAL LAP TIME : 2:04.361		BEST LAP TIME : 2:05.195		DIFFERENCE : 0.834			
LAP	SECTOR 1	SECTOR 2	SECTOR 3	LAP TIME	MPH	DIFF	TIME OF DAY
1 -		58.859	29.100	2:16.627	64.11	11.432	14:24:37.016
2 -	40.103	56.437	28.655	2:05.195 (1)	69.96		14:26:42.211
3 -	39.269	56.952	29.226	2:05.447 (3)	69.82	0.252	14:28:47.658
4 -	39.301	56.899	29.152	2:05.352 (2)	69.88	0.157	14:30:53.010

P23 911 R		Craig GOFFORD		Suzuki SV650 - Meala Racing Development			
IDEAL LAP TIME : 2:04.858		BEST LAP TIME : 2:05.394		DIFFERENCE : 0.536			
LAP	SECTOR 1	SECTOR 2	SECTOR 3	LAP TIME	MPH	DIFF	TIME OF DAY
1 -		1:00.563	29.622	2:22.171	61.61	16.777	14:24:42.560
2 -	41.276	58.986	29.026	2:09.288 (3)	67.75	3.894	14:26:51.848
3 -	40.191	57.150	29.874	2:07.215 (2)	68.85	1.821	14:28:59.063
4 -	40.727	55.998	28.669	2:05.394 (1)	69.85		14:31:04.457

P24 199		Michael FROST		Suzuki SV650 -			
IDEAL LAP TIME : 2:07.833		BEST LAP TIME : 2:07.933		DIFFERENCE : 0.100			
LAP	SECTOR 1	SECTOR 2	SECTOR 3	LAP TIME	MPH	DIFF	TIME OF DAY
1 -		59.672	30.191	2:20.210	62.47	12.277	14:24:40.599
2 -	41.469	58.659	29.563	2:09.691 (3)	67.54	1.758	14:26:50.290
3 -	40.908	57.691	29.868	2:08.467 (2)	68.18	0.534	14:28:58.757
4 -	40.754	57.791	29.388	2:07.933 (1)	68.47		14:31:06.690

P25 105 R		Connor WADE		Suzuki SV650 - WELD CARE INDUSTRIES			
IDEAL LAP TIME : 2:06.844		BEST LAP TIME : 2:06.844		DIFFERENCE : 0.000			
LAP	SECTOR 1	SECTOR 2	SECTOR 3	LAP TIME	MPH	DIFF	TIME OF DAY
1 -		1:00.608	29.595	2:21.008	62.12	14.164	14:24:41.397
2 -	41.761	59.156	29.465	2:10.382 (3)	67.18	3.538	14:26:51.779
3 -	40.648	57.739	29.720	2:08.107 (2)	68.37	1.263	14:28:59.886
4 -	40.114	57.715	29.015	2:06.844 (1)	69.05		14:31:06.730

P26 63		Steve SMULOVIC		Suzuki SV650 - SFC Racing			
IDEAL LAP TIME : 2:07.242		BEST LAP TIME : 2:07.242		DIFFERENCE : 0.000			
LAP	SECTOR 1	SECTOR 2	SECTOR 3	LAP TIME	MPH	DIFF	TIME OF DAY
1 -		59.905	29.901	2:20.649	62.28	13.407	14:24:41.038
2 -	41.270	57.774	30.301	2:09.345 (2)	67.72	2.103	14:26:50.383
3 -	41.364	58.106	30.128	2:09.598 (3)	67.59	2.356	14:28:59.981
4 -	40.590	57.649	29.003	2:07.242 (1)	68.84		14:31:07.223

P27 43		Daniel BARFORD		Suzuki SV650 - Shawell Tuning			
IDEAL LAP TIME : 2:10.269		BEST LAP TIME : 2:10.269		DIFFERENCE : 0.000			
LAP	SECTOR 1	SECTOR 2	SECTOR 3	LAP TIME	MPH	DIFF	TIME OF DAY
1 -		1:00.236	30.564	2:22.626	61.41	12.357	14:24:43.015
2 -	43.102	58.931	30.743	2:12.776 (3)	65.97	2.507	14:26:55.791
3 -	42.429	59.036	30.858	2:12.323 (2)	66.20	2.054	14:29:08.114
4 -	41.492	58.645	30.132	2:10.269 (1)	67.24		14:31:18.383

P28 138 R		Craig JARMIN		Suzuki SV650 -			
IDEAL LAP TIME : 2:11.304		BEST LAP TIME : 2:11.673		DIFFERENCE : 0.369			
LAP	SECTOR 1	SECTOR 2	SECTOR 3	LAP TIME	MPH	DIFF	TIME OF DAY
1 -		1:00.412	30.352	2:23.477	61.05	11.804	14:24:43.866
2 -	42.800	58.936	30.526	2:12.262 (3)	66.23	0.589	14:26:56.128
3 -	42.885	58.601	30.651	2:12.137 (2)	66.29	0.464	14:29:08.265
4 -	42.923	58.847	29.903	2:11.673 (1)	66.52		14:31:19.938

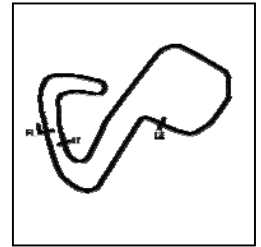
Weather / Track : Rain / Wet

Brands Hatch GP
Circuit Length = 2.4332 miles
Start: 14:22 Flag 14:29 End: 14:31

BMCRC - MRO Championships 2020 - Rnd 4 @ Brands Hatch GP

MRO Minitwins & BMCRC Rookie Minitwins (Supported by Properly Protected)

RACE 9 - SECTOR ANALYSIS



SECTOR 1 = FL to I1, SECTOR 2 = I1 to I2, SECTOR 3 = I2 to FL, DIFF = Difference To Personal Best Lap, P = Crossed Finish Line in Pit Lane, D = Time Disallowed

P29 45		Tom STEVENS		Suzuki SV650 -			
IDEAL LAP TIME : 2:11.949		BEST LAP TIME : 2:12.278		DIFFERENCE : 0.329			
LAP	SECTOR 1	SECTOR 2	SECTOR 3	LAP TIME	MPH	DIFF	TIME OF DAY
1 -		59.916	30.313	2:20.734	62.24	8.456	14:24:41.123
2 -	42.708	59.475	30.095	2:12.278 (1)	66.22		14:26:53.401
3 -	43.120	59.884	31.213	2:14.217 (3)	65.26	1.939	14:29:07.618
4 -	43.048	59.146	30.157	2:12.351 (2)	66.18	0.073	14:31:19.969

P30 64		Phil ELLIS		Suzuki SV650 -			
IDEAL LAP TIME : 2:14.437		BEST LAP TIME : 2:14.565		DIFFERENCE : 0.128			
LAP	SECTOR 1	SECTOR 2	SECTOR 3	LAP TIME	MPH	DIFF	TIME OF DAY
1 -		1:02.764	31.727	2:28.183	59.11	13.618	14:24:48.572
2 -	44.482	1:01.849	31.306	2:17.637 (3)	63.64	3.072	14:27:06.209
3 -	43.415	59.770	31.380	2:14.565 (1)	65.09		14:29:20.774
4 -	43.389	1:01.072	31.278	2:15.739 (2)	64.53	1.174	14:31:36.513

P31 83 R		Greg RYAN		Suzuki SV650 - Greg Ryan Racing 83 , Hell performance			
IDEAL LAP TIME : 2:17.794		BEST LAP TIME : 2:17.794		DIFFERENCE : 0.000			
LAP	SECTOR 1	SECTOR 2	SECTOR 3	LAP TIME	MPH	DIFF	TIME OF DAY
1 -		1:02.983	32.050	2:29.599	58.55	11.805	14:24:49.988
2 -	45.569	1:03.576	31.917	2:21.062 (3)	62.09	3.268	14:27:11.050
3 -	44.926	1:03.143	32.222	2:20.291 (2)	62.44	2.497	14:29:31.341
4 -	43.960	1:02.408	31.426	2:17.794 (1)	63.57		14:31:49.135

P32 70		Vanessa GILLAM		Suzuki SV650 - No More Straps Ltd			
IDEAL LAP TIME : 2:32.219		BEST LAP TIME : 2:32.400		DIFFERENCE : 0.181			
LAP	SECTOR 1	SECTOR 2	SECTOR 3	LAP TIME	MPH	DIFF	TIME OF DAY
1 -		1:12.055	35.284	2:46.184	52.71	13.784	14:25:06.573
2 -	49.256	1:11.742	35.541	2:36.539 (2)	55.95	4.139	14:27:43.112
3 -	47.980	1:08.955	35.465	2:32.400 (1)	57.47		14:30:15.512

P33 86		Paul WITHERINGTON		Suzuki SV650 - PJW Plumbers			
IDEAL LAP TIME : 1:51.176		BEST LAP TIME : 1:52.433		DIFFERENCE : 1.257			
LAP	SECTOR 1	SECTOR 2	SECTOR 3	LAP TIME	MPH	DIFF	TIME OF DAY
1 -		50.697	26.793	1:59.678	73.19	7.245	14:24:20.067
2 -	36.265	49.869	26.299	1:52.433 (1)	77.91		14:26:12.500

BMCRC - MRO Championships 2020 - Rnd 4 @ Brands Hatch GP

MRO Minitwins & BMCRC Rookie Minitwins (Supported by Properly Protected)

RACE 9 - BEST SECTORS

SECTOR 1				SECTOR 2				SECTOR 3				IDEAL / BEST COMPARISON			
POS	NO	NAME	TIME	NO	NAME	TIME	NO	NAME	TIME	POS	NO	NAME	IDEAL	BEST	DIFF
													PERFECT LAP	1:48.389	
1	96	HARRIS	34.005	96	HARRIS	48.747	96	HARRIS	25.637	1	96	HARRIS	1:48.389	1:48.389	0.000
2	26	DAVIES	34.707	155	HARRIS	49.423	26	DAVIES	25.997	2	26	DAVIES	1:50.342	1:50.342	0.000
3	232	WETHERELL	35.027	86	WITHERINGTON	49.548	155	HARRIS	26.159	3	155	HARRIS	1:50.867	1:51.419	0.552
4	155	HARRIS	35.285	26	DAVIES	49.638	232	WETHERELL	26.160	4	86	WITHERINGTON	1:51.176	1:52.433	1.257
5	86	WITHERINGTON	35.329	232	WETHERELL	50.057	86	WITHERINGTON	26.299	5	232	WETHERELL	1:51.244	1:51.562	0.318
6	19	LILLEY	35.914	87	POVAH	50.124	95	REYNOLDS	26.609	6	87	POVAH	1:53.185	1:53.449	0.264
7	87	POVAH	36.128	19	LILLEY	50.684	19	LILLEY	26.638	7	19	LILLEY	1:53.236	1:53.271	0.035
8	95	REYNOLDS	36.272	95	REYNOLDS	51.204	12	TAYLOR	26.700	8	95	REYNOLDS	1:54.085	1:56.354	2.269
9	12	TAYLOR	36.442	717	SHEEHAN	51.220	717	SHEEHAN	26.854	9	12	TAYLOR	1:54.375	1:54.491	0.116
10	8	CORKETT	36.472	12	TAYLOR	51.233	87	POVAH	26.933	10	717	SHEEHAN	1:54.575	1:54.868	0.293
11	717	SHEEHAN	36.501	23	BECKETT	51.866	8	CORKETT	27.058	11	8	CORKETT	1:55.407	1:55.407	0.000
12	7	HICKLING	36.557	8	CORKETT	51.877	62	KING	27.251	12	7	HICKLING	1:55.793	1:56.111	0.318
13	710	HENSTOCK	36.609	7	HICKLING	51.912	7	HICKLING	27.324	13	23	BECKETT	1:56.377	1:56.377	0.000
14	62	KING	36.722	710	HENSTOCK	52.519	23	BECKETT	27.360	14	710	HENSTOCK	1:56.637	1:56.637	0.000
15	23	BECKETT	37.151	137	CRAWT	52.621	710	HENSTOCK	27.509	15	62	KING	1:56.985	1:57.482	0.497
16	137	CRAWT	37.536	71	CLUNE	52.712	71	CLUNE	27.661	16	71	CLUNE	1:57.933	1:58.100	0.167
17	71	CLUNE	37.560	62	KING	53.012	11	O'LEARY	27.693	17	137	CRAWT	1:57.952	1:58.230	0.278
18	11	O'LEARY	37.665	81	MAY	53.317	137	CRAWT	27.795	18	11	O'LEARY	1:58.867	1:59.069	0.202
19	81	MAY	37.729	11	O'LEARY	53.509	81	MAY	27.888	19	81	MAY	1:58.934	1:59.359	0.425
20	40	WILKINSON	38.167	159	RIDGWELL	54.632	40	WILKINSON	27.955	20	40	WILKINSON	2:01.382	2:03.049	1.667
21	159	RIDGWELL	38.570	40	WILKINSON	55.260	561	LESLIE	28.655	21	159	RIDGWELL	2:01.917	2:02.397	0.480
22	34	JOHNSON	39.212	34	JOHNSON	55.425	911	GOFFORD	28.669	22	34	JOHNSON	2:03.390	2:03.772	0.382
23	561	LESLIE	39.269	911	GOFFORD	55.998	159	RIDGWELL	28.715	23	561	LESLIE	2:04.361	2:05.195	0.834
24	105	WADE	40.114	561	LESLIE	56.437	34	JOHNSON	28.753	24	911	GOFFORD	2:04.858	2:05.394	0.536
25	911	GOFFORD	40.191	63	SMULOVIC	57.649	63	SMULOVIC	29.003	25	105	WADE	2:06.844	2:06.844	0.000
26	63	SMULOVIC	40.590	199	FROST	57.691	105	WADE	29.015	26	63	SMULOVIC	2:07.242	2:07.242	0.000
27	199	FROST	40.754	105	WADE	57.715	199	FROST	29.388	27	199	FROST	2:07.833	2:07.933	0.100
28	43	BARFORD	41.492	138	JARMIN	58.601	138	JARMIN	29.903	28	43	BARFORD	2:10.269	2:10.269	0.000
29	45	STEVENS	42.708	43	BARFORD	58.645	45	STEVENS	30.095	29	138	JARMIN	2:11.304	2:11.673	0.369
30	138	JARMIN	42.800	45	STEVENS	59.146	43	BARFORD	30.132	30	45	STEVENS	2:11.949	2:12.278	0.329
31	64	ELLIS	43.389	64	ELLIS	59.770	64	ELLIS	31.278	31	64	ELLIS	2:14.437	2:14.565	0.128
32	83	RYAN	43.960	83	RYAN	1:02.408	83	RYAN	31.426	32	83	RYAN	2:17.794	2:17.794	0.000
33	70	GILLAM	47.980	70	GILLAM	1:08.955	70	GILLAM	35.284	33	70	GILLAM	2:32.219	2:32.400	0.181

Weather / Track : Rain / Wet

Results can be found at www.tsl-timing.com

Brands Hatch GP

Circuit Length = 2.4332 miles

Start: 14:22 Flag 14:29 End: 14:31

Printed - 14:33 Sunday, 04 October 2020

BMCRC - MRO Championships 2020 - Rnd 4 @ Brands Hatch GP

MRO Minitwins & BMCRC Rookie Minitwins (Supported by Properly Protected)

RACE 9 - STATISTICS

Competitors Started 33
Planned Start 2020-10-04 @ 13:41:00.000
Actual Start 2020-10-04 @ 14:22:20.388
Finish Time 2020-10-04 @ 14:29:50.226
Track Length 2.4332mi.
Total Laps 129
Total Distance Covered 313.8943mi.

Session Fastest Lap History

NO	CL	NAME	LAP TIME	TIME OF DAY	LAP	VEHICLE
26		Glynn DAVIES	1:50.342	14:26:05.878	2	Suzuki SV650
96		Dan HARRIS	1:49.256	14:28:03.168	3	Suzuki SV650
96		Dan HARRIS	1:48.389	14:29:51.554	4	Suzuki SV650

Session Leader History

NO	CL	NAME	FROM LAP	LAPS LED	DISTANCE	VEHICLE
26		Glynn DAVIES	1	4	9.73 miles	Suzuki SV650

Flag History

TYPE	TIME OF DAY
GREEN	14:22:20.388
FINISH	14:29:50.226

Flag Statistics

TYPE	COUNT	TOTAL LAPS	TOTAL TIME
Green	1	4	9:31.895
Red	0	0	0.000
Safety Car	0	0	0.000
FCY	0	0	0.000

BMCRC - MRO Championships 2020 - Rnd 4 @ Brands Hatch GP

MRO Minitwins & BMCRC Rookie Minitwins (Supported by Properly Protected)

RACE 9 - STATISTICS

CLASS :

25 Starters

Fastest Lap History

NO	NAME	LAP TIME	TIME OF DAY	LAP	VEHICLE
26	Glynn DAVIES	1:50.342	14:26:05.878	2	Suzuki SV650
96	Dan HARRIS	1:49.256	14:28:03.168	3	Suzuki SV650
96	Dan HARRIS	1:48.389	14:29:51.554	4	Suzuki SV650

Leader History

NO	NAME	FROM LAP	LAPS LED	DISTANCE	VEHICLE
26	Glynn DAVIES	1	4	9.73 miles	Suzuki SV650

BMCRC - MRO Championships 2020 - Rnd 4 @ Brands Hatch GP

MRO Minitwins & BMCRC Rookie Minitwins (Supported by Properly Protected)

RACE 9 - STATISTICS

CLASS : R

8 Starters

Fastest Lap History

NO	NAME	LAP TIME	TIME OF DAY	LAP	VEHICLE
717	James SHEEHAN	1:55.516	14:26:19.419	2	Suzuki GLADIUS 650
717	James SHEEHAN	1:54.868	14:28:14.289	3	Suzuki GLADIUS 650

Leader History

NO	NAME	FROM LAP	LAPS LED	DISTANCE	VEHICLE
717	James SHEEHAN	1	4	9.73 miles	Suzuki GLADIUS 650

BMCRC - MRO Championships 2020 - Rnd 4 @ Brands Hatch GP



MRO Minitwins & BMCRC Rookie Minitwins (Supported by Properly Protected)

RACE 20 - GRID (5 Laps)

ROW 13	39	51	Andrew DURANT	38	97	Alex MANN	37	84	Ricardo BRANCO
ROW 12	36	163	Aaron OTTLEY	35	58	Stacey KILLWORTH	34	257	Connor HOOD
ROW 11			2:32.400	33	70	Vanessa GILLAM	32	83	Greg RYAN
							31	64	Phil ELLIS
ROW 10			2:12.278	30	45	Tom STEVENS	29	138	Craig JARMIN
							28	43	Daniel BARFORD
ROW 9			2:07.933	27	199	Michael FROST	26	63	Steve SMULOVIC
							25	105	Connor WADE
ROW 8			2:05.394	24	911	Craig GOFFORD	23	561	David LESLIE
							22	34	Andrew JOHNSON
ROW 7			2:03.049	21	40	Simon WILKINSON	20	159	Benn RIDGWELL
							19	81	Malvern MAY
ROW 6			1:59.069	18	11	Darren O'LEARY	17	137	Charlie CRAWT
							16	71	Colin CLUNE
ROW 5			1:57.482	15	62	James KING	14	710	Craig HENSTOCK
							13	23	Claire BECKETT
ROW 4			1:56.354	12	95	John REYNOLDS	11	7	Richard HICKLING
							10	8	Darren CORKETT
ROW 3			1:54.868	9	717	James SHEEHAN	8	12	Russell TAYLOR
							7	87	Jake POVAH
ROW 2			1:53.271	6	19	Kevin LILLEY	5	86	Paul WITHERINGTON
							4	232	Matt WETHERELL
ROW 1			1:51.419	3	155	Richard HARRIS	2	26	Glynn DAVIES
							1	96	Dan HARRIS
									Pole

Brands Hatch GP
Circuit Length = 2.4332 miles

These results are provisional until the conclusion of any judicial and technical matters.

Clerk Of Course :	Steward :	Timekeeper :
-------------------	-----------	--------------

Results can be found at www.tsl-timing.com

Printed - 14:35 Sunday, 04 October 2020



BMCRC - MRO Championships 2020 - Rnd 4 @ Brands Hatch GP



MRO Minitwins & BMCRC Rookie Minitwins (Supported by Properly Protected)

RACE 20 - CLASSIFICATION

POS	NO	CL	PIC NAME	ENTRY	LAPS	TIME	GAP	DIFF	MPH	BEST	ON
1	26		1 Glynn DAVIES	Suzuki SV650 -	4	7:16.569			80.26	1:47.898	3
2	96		2 Dan HARRIS	Suzuki SV650 - HP Racing	4	7:21.665	5.096	5.096	79.33	1:48.292	3
3	232		3 Matt WETHERELL	Suzuki SV650 - MSG Racing/Lamonde.com/FWR T	4	7:24.592	8.023	2.927	78.81	1:49.331	3
4	155		4 Richard HARRIS	Suzuki SV650 - HP Racing	4	7:30.289	13.720	5.697	77.81	1:50.656	2
5	12		5 Russell TAYLOR	Suzuki SV650 -	4	7:37.962	21.393	7.673	76.51	1:51.611	4
6	19		6 Kevin LILLEY	Suzuki SV650 - Trafalgar Cleaning Eqpt. / Steve Jor	4	7:37.989	21.420	0.027	76.50	1:51.773	4
7	7		7 Richard HICKLING	Suzuki SV650 - All the Pickles	4	7:44.079	27.510	6.090	75.50	1:53.121	4
8	87		8 Jake POVAH	Suzuki SV650 - www.78plate.com	4	7:49.772	33.203	5.693	74.58	1:54.724	4
9	710	R	1 Craig HENSTOCK	Suzuki SV650 -	4	7:52.004	35.435	2.232	74.23	1:54.490	3
10	62	R	2 James KING	Suzuki SV650 -	4	7:52.145	35.576	0.141	74.21	1:55.128	2
11	11	R	3 Darren O'LEARY	Suzuki SV650 - Pompey Motorcycle Racing	4	7:52.389	35.820	0.244	74.17	1:55.081	3
12	23		9 Claire BECKETT	Suzuki SV650 - P Sheils & Sons	4	7:52.648	36.079	0.259	74.13	1:54.541	4
13	71		10 Colin CLUNE	Suzuki SV650 -	4	8:03.767	47.198	11.119	72.43	1:58.001	4
14	105	R	4 Connor WADE	Suzuki SV650 - WELD CARE INDUSTRIES	4	8:12.594	56.025	8.827	71.13	2:01.103	2
15	159		11 Benn RIDGWELL	Suzuki SV650 - Ridgely Racing	4	8:15.879	59.310	3.285	70.66	2:01.347	2
16	81		12 Malvern MAY	Suzuki SV650 -	4	8:21.644	1:05.075	5.765	69.84	2:02.915	3
17	34		13 Andrew JOHNSON	Suzuki SV650 - Rose & Charlie Racing	4	8:23.159	1:06.590	1.515	69.63	2:02.071	4
18	40		14 Simon WILKINSON	Suzuki SV650 - S P Wilkinson Engineering Ltd	4	8:23.631	1:07.062	0.472	69.57	2:02.508	4
19	911	R	5 Craig GOFFORD	Suzuki SV650 - Meala Racing Development	4	8:27.557	1:10.988	3.926	69.03	2:01.462	4
20	199		15 Michael FROST	Suzuki SV650 -	4	8:33.321	1:16.752	5.764	68.26	2:03.608	3
21	138	R	6 Craig JARMIN	Suzuki SV650 -	4	8:33.569	1:17.000	0.248	68.22	2:03.453	3
22	45		16 Tom STEVENS	Suzuki SV650 -	4	8:36.021	1:19.452	2.452	67.90	2:05.238	3
23	43		17 Daniel BARFORD	Suzuki SV650 - Shawell Tuning	4	9:03.466	1:46.897	27.445	64.47	2:12.149	3
24	83	R	7 Greg RYAN	Suzuki SV650 - Greg Ryan Racing 83 , Hell perform	4	9:08.276	1:51.707	4.810	63.90	2:13.170	3
25	70		18 Vanessa GILLAM	Suzuki SV650 - No More Straps Ltd	3	7:59.117	1 Lap	1 Lap	54.84	2:32.769	3

NOT CLASSIFIED

DNF	97	R	Alex MANN	Suzuki SV650 - TT50 Cars,Prestige,Denham Hedley	1	2:12.839	3 Laps	2 Laps	65.94		
DNF	717	R	James SHEEHAN	Suzuki GLADIUS 650 - Sheehan Racing	0						
DNF	95		John REYNOLDS	Suzuki SV650 - Fins Motorcycles	0						

FASTEST LAP

	26		Glynn DAVIES	Suzuki SV650 -	3	1:47.898		81.18 mph		130.65 kph	
	710	R	Craig HENSTOCK	Suzuki SV650 -	3	1:54.490		76.51 mph		123.13 kph	

Class - 92.5% of Race Speed = 74.24 mph
 Class R - 92.5% of Race Speed = 68.66 mph

Brands Hatch GP
 Circuit Length = 2.4332 miles
 Start: 17:52 Flag 17:59 End: 18:01

Weather / Track : Cloudy / Wet

These results are provisional until the conclusion of any judicial and technical matters.

Clerk Of Course :	Steward :	Timekeeper :
-------------------	-----------	--------------

Results can be found at www.tsl-timing.com

Printed - 18:01 Sunday, 04 October 2020



BMCRC - MRO Championships 2020 - Rnd 4 @ Brands Hatch GP

MRO Minitwins & BMCRC Rookie Minitwins (Supported by Properly Protected)

RACE 20 - LAP CHART

LAP 1 @ 17:53:57.721

NO	BEHIND	LAP TIME
26		1:52.453
96	2.313	1:54.766
232	2.729	1:55.182
155	3.588	1:56.041
12	7.436	1:59.889
19	7.480	1:59.933
7	10.509	2:02.962
87	11.015	2:03.468
23	12.205	2:04.658
62	12.397	2:04.850
11	12.666	2:05.119
710	14.730	2:07.183
105	14.889	2:07.342
71	15.319	2:07.772
159	17.607	2:10.060
81	18.233	2:10.686
34	19.035	2:11.488
40	20.212	2:12.665
97	20.386	2:12.839
45	23.169	2:15.622
911	23.616	2:16.069
138	24.163	2:16.616
199	28.063	2:20.516
83	33.138	2:25.591
43	33.574	2:26.027
70	56.093	2:48.546

LAP 2 @ 17:55:45.730

NO	BEHIND	LAP TIME
26		1:48.009
96	2.735	1:48.431
232	4.948	1:50.228
155	6.235	1:50.656
19	12.857	1:53.386
12	13.038	1:53.611
7	16.977	1:54.477
87	17.789	1:54.783
62	19.516	1:55.128
11	20.310	1:55.653
23	21.766	1:57.570
710	22.164	1:55.443
71	26.842	1:59.532
105	27.983	2:01.103
159	30.945	2:01.347
81	33.172	2:02.948
40	36.253	2:04.050
34	36.540	2:05.514
911	42.992	2:07.385
138	44.525	2:08.371
45	44.880	2:09.720
199	45.008	2:04.954
43	58.455	2:12.890
83	1:00.940	2:15.811
70	1:45.886	2:37.802

LAP 3 @ 17:57:33.628

NO	BEHIND	LAP TIME
26		1:47.898
96	3.129	1:48.292
232	6.381	1:49.331
155	9.581	1:51.244

19	17.856	1:52.897
12	17.991	1:52.851
7	22.598	1:53.519
87	26.688	1:56.797
62	27.089	1:55.471
11	27.493	1:55.081
710	28.756	1:54.490
23	29.747	1:55.879
71	37.406	1:58.462
105	42.014	2:01.929
159	44.937	2:01.890
81	48.189	2:02.915
34	52.728	2:04.086
40	52.763	2:04.408
911	57.735	2:02.641
138	1:00.080	2:03.453
199	1:00.718	2:03.608
45	1:02.220	2:05.238
43	1:22.706	2:12.149
83	1:26.212	2:13.170

LAP 4 @ 17:59:21.837

NO	BEHIND	LAP TIME
26		1:48.209
96	5.096	1:50.176
232	8.023	1:49.851
155	13.720	1:52.348
12	21.393	1:51.611
19	21.420	1:51.773
7	27.510	1:53.121
87	33.203	1:54.724
710	35.435	1:54.888
62	35.576	1:56.696
11	35.820	1:56.536
23	36.079	1:54.541
70	1 Lap	2:32.769
71	47.198	1:58.001
105	56.025	2:02.220
159	59.310	2:02.582
81	1:05.075	2:05.095
34	1:06.590	2:02.071
40	1:07.062	2:02.508
911	1:10.988	2:01.462
199	1:16.752	2:04.243
138	1:17.000	2:05.129
45	1:19.452	2:05.441
43	1:46.897	2:12.400
83	1:51.707	2:13.704

Weather / Track : Cloudy / Wet

Results can be found at www.tsl-timing.com

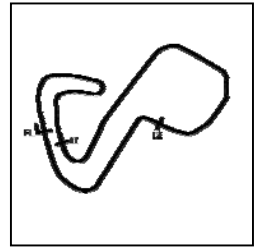
Brands Hatch GP
Circuit Length = 2.4332 miles
Start: 17:52 Flag 17:59 End: 18:01

Printed - 18:02 Sunday, 04 October 2020

BMCRC - MRO Championships 2020 - Rnd 4 @ Brands Hatch GP

MRO Minitwins & BMCRC Rookie Minitwins (Supported by Properly Protected)

RACE 20 - SECTOR ANALYSIS



SECTOR 1 = FL to I1, SECTOR 2 = I1 to I2, SECTOR 3 = I2 to FL, DIFF = Difference To Personal Best Lap, P = Crossed Finish Line in Pit Lane, D = Time Disallowed

P1 26		Glynn DAVIES		Suzuki SV650 -			
IDEAL LAP TIME : 1:47.805		BEST LAP TIME : 1:47.898		DIFFERENCE : 0.093			
LAP	SECTOR 1	SECTOR 2	SECTOR 3	LAP TIME	MPH	DIFF	TIME OF DAY
1 -			25.708	1:52.453	77.89	4.555	17:53:57.721
2 -	33.858	48.637	25.514	1:48.009 (2)	81.10	0.111	17:55:45.730
3 -	33.813	48.535	25.550	1:47.898 (1)	81.18		17:57:33.628
4 -	34.116	48.478	25.615	1:48.209 (3)	80.95	0.311	17:59:21.837

P2 96		Dan HARRIS		Suzuki SV650 - HP Racing			
IDEAL LAP TIME : 1:48.269		BEST LAP TIME : 1:48.292		DIFFERENCE : 0.023			
LAP	SECTOR 1	SECTOR 2	SECTOR 3	LAP TIME	MPH	DIFF	TIME OF DAY
1 -			25.981	1:54.766	76.32	6.474	17:54:00.034
2 -	34.431	48.338	25.662	1:48.431 (2)	80.78	0.139	17:55:48.465
3 -	34.396	48.361	25.535	1:48.292 (1)	80.89		17:57:36.757
4 -	34.620	49.478	26.078	1:50.176 (3)	79.50	1.884	17:59:26.933

P3 232		Matt WETHERELL		Suzuki SV650 - MSG Racing/Lamonde.com/FWR Tyres			
IDEAL LAP TIME : 1:48.571		BEST LAP TIME : 1:49.331		DIFFERENCE : 0.760			
LAP	SECTOR 1	SECTOR 2	SECTOR 3	LAP TIME	MPH	DIFF	TIME OF DAY
1 -			26.329	1:55.182	76.05	5.851	17:54:00.450
2 -	34.781	49.522	25.925	1:50.228 (3)	79.47	0.897	17:55:50.678
3 -	34.343	49.300	25.688	1:49.331 (1)	80.12		17:57:40.009
4 -	35.041	48.540	26.270	1:49.851 (2)	79.74	0.520	17:59:29.860

P4 155		Richard HARRIS		Suzuki SV650 - HP Racing			
IDEAL LAP TIME : 1:50.656		BEST LAP TIME : 1:50.656		DIFFERENCE : 0.000			
LAP	SECTOR 1	SECTOR 2	SECTOR 3	LAP TIME	MPH	DIFF	TIME OF DAY
1 -			26.159	1:56.041	75.48	5.385	17:54:01.309
2 -	35.073	49.509	26.074	1:50.656 (1)	79.16		17:55:51.965
3 -	35.175	49.662	26.407	1:51.244 (2)	78.74	0.588	17:57:43.209
4 -	35.545	50.248	26.555	1:52.348 (3)	77.97	1.692	17:59:35.557

P5 12		Russell TAYLOR		Suzuki SV650 -			
IDEAL LAP TIME : 1:51.547		BEST LAP TIME : 1:51.611		DIFFERENCE : 0.064			
LAP	SECTOR 1	SECTOR 2	SECTOR 3	LAP TIME	MPH	DIFF	TIME OF DAY
1 -			26.508	1:59.889	73.06	8.278	17:54:05.157
2 -	36.356	50.775	26.480	1:53.611 (3)	77.10	2.000	17:55:58.768
3 -	36.225	50.529	26.097	1:52.851 (2)	77.62	1.240	17:57:51.619
4 -	35.475	49.975	26.161	1:51.611 (1)	78.48		17:59:43.230

P6 19		Kevin LILLEY		Suzuki SV650 - Trafalgar Cleaning Eqpt. / Steve Jordan Motorcy			
IDEAL LAP TIME : 1:51.773		BEST LAP TIME : 1:51.773		DIFFERENCE : 0.000			
LAP	SECTOR 1	SECTOR 2	SECTOR 3	LAP TIME	MPH	DIFF	TIME OF DAY
1 -			26.775	1:59.933	73.03	8.160	17:54:05.201
2 -	35.940	50.876	26.570	1:53.386 (3)	77.25	1.613	17:55:58.587
3 -	36.066	50.523	26.308	1:52.897 (2)	77.59	1.124	17:57:51.484
4 -	35.287	50.269	26.217	1:51.773 (1)	78.37		17:59:43.257

P7 7		Richard HICKLING		Suzuki SV650 - All the Pickles			
IDEAL LAP TIME : 1:52.843		BEST LAP TIME : 1:53.121		DIFFERENCE : 0.278			
LAP	SECTOR 1	SECTOR 2	SECTOR 3	LAP TIME	MPH	DIFF	TIME OF DAY
1 -			27.389	2:02.962	71.24	9.841	17:54:08.230
2 -	36.812	50.923	26.742	1:54.477 (3)	76.52	1.356	17:56:02.707
3 -	36.338	50.632	26.549	1:53.519 (2)	77.16	0.398	17:57:56.226
4 -	35.835	50.910	26.376	1:53.121 (1)	77.43		17:59:49.347

Weather / Track : Cloudy / Wet

Brands Hatch GP

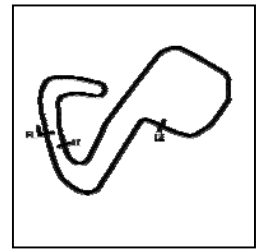
Circuit Length = 2.4332 miles

Start: 17:52 Flag 17:59 End: 18:01

BMCRC - MRO Championships 2020 - Rnd 4 @ Brands Hatch GP

MRO Minitwins & BMCRC Rookie Minitwins (Supported by Properly Protected)

RACE 20 - SECTOR ANALYSIS



SECTOR 1 = FL to I1, SECTOR 2 = I1 to I2, SECTOR 3 = I2 to FL, DIFF = Difference To Personal Best Lap, P = Crossed Finish Line in Pit Lane, D = Time Disallowed

P8 87		Jake POVAH		Suzuki SV650 - www.78plate.com			
IDEAL LAP TIME : 1:54.263		BEST LAP TIME : 1:54.724		DIFFERENCE : 0.461			
LAP	SECTOR 1	SECTOR 2	SECTOR 3	LAP TIME	MPH	DIFF	TIME OF DAY
1 -			27.725	2:03.468	70.94	8.744	17:54:08.736
2 -	37.205	50.741	26.837	1:54.783 (2)	76.31	0.059	17:56:03.519
3 -	37.082	52.334	27.381	1:56.797 (3)	75.00	2.073	17:58:00.316
4 -	36.685	50.939	27.100	1:54.724 (1)	76.35		17:59:55.040

P9 710 R		Craig HENSTOCK		Suzuki SV650 -			
IDEAL LAP TIME : 1:54.077		BEST LAP TIME : 1:54.490		DIFFERENCE : 0.413			
LAP	SECTOR 1	SECTOR 2	SECTOR 3	LAP TIME	MPH	DIFF	TIME OF DAY
1 -			27.663	2:07.183	68.87	12.693	17:54:12.451
2 -	36.530	51.630	27.283	1:55.443 (3)	75.88	0.953	17:56:07.894
3 -	36.064	51.380	27.046	1:54.490 (1)	76.51		17:58:02.384
4 -	35.651	51.642	27.595	1:54.888 (2)	76.24	0.398	17:59:57.272

P10 62 R		James KING		Suzuki SV650 -			
IDEAL LAP TIME : 1:54.334		BEST LAP TIME : 1:55.128		DIFFERENCE : 0.794			
LAP	SECTOR 1	SECTOR 2	SECTOR 3	LAP TIME	MPH	DIFF	TIME OF DAY
1 -			27.832	2:04.850	70.16	9.722	17:54:10.118
2 -	36.792	51.654	26.682	1:55.128 (1)	76.08		17:56:05.246
3 -	35.998	52.512	26.961	1:55.471 (2)	75.86	0.343	17:58:00.717
4 -	36.631	52.075	27.990	1:56.696 (3)	75.06	1.568	17:59:57.413

P11 11 R		Darren O'LEARY		Suzuki SV650 - Pompey Motorcycle Racing			
IDEAL LAP TIME : 1:54.663		BEST LAP TIME : 1:55.081		DIFFERENCE : 0.418			
LAP	SECTOR 1	SECTOR 2	SECTOR 3	LAP TIME	MPH	DIFF	TIME OF DAY
1 -			27.780	2:05.119	70.01	10.038	17:54:10.387
2 -	37.057	51.699	26.897	1:55.653 (2)	75.74	0.572	17:56:06.040
3 -	36.067	51.856	27.158	1:55.081 (1)	76.11		17:58:01.121
4 -	36.483	52.298	27.755	1:56.536 (3)	75.16	1.455	17:59:57.657

P12 23		Claire BECKETT		Suzuki SV650 - P Sheils & Sons			
IDEAL LAP TIME : 1:54.541		BEST LAP TIME : 1:54.541		DIFFERENCE : 0.000			
LAP	SECTOR 1	SECTOR 2	SECTOR 3	LAP TIME	MPH	DIFF	TIME OF DAY
1 -			28.117	2:04.658	70.27	10.117	17:54:09.926
2 -	38.004	52.115	27.451	1:57.570 (3)	74.50	3.029	17:56:07.496
3 -	37.408	51.357	27.114	1:55.879 (2)	75.59	1.338	17:58:03.375
4 -	36.747	50.901	26.893	1:54.541 (1)	76.47		17:59:57.916

P13 71		Colin CLUNE		Suzuki SV650 -			
IDEAL LAP TIME : 1:57.715		BEST LAP TIME : 1:58.001		DIFFERENCE : 0.286			
LAP	SECTOR 1	SECTOR 2	SECTOR 3	LAP TIME	MPH	DIFF	TIME OF DAY
1 -			27.923	2:07.772	68.55	9.771	17:54:13.040
2 -	37.996	53.765	27.771	1:59.532 (3)	73.28	1.531	17:56:12.572
3 -	37.652	53.185	27.625	1:58.462 (2)	73.94	0.461	17:58:11.034
4 -	37.399	52.691	27.911	1:58.001 (1)	74.23		18:00:09.035

P14 105 R		Connor WADE		Suzuki SV650 - WELD CARE INDUSTRIES			
IDEAL LAP TIME : 2:00.967		BEST LAP TIME : 2:01.103		DIFFERENCE : 0.136			
LAP	SECTOR 1	SECTOR 2	SECTOR 3	LAP TIME	MPH	DIFF	TIME OF DAY
1 -			27.957	2:07.342	68.78	6.239	17:54:12.610
2 -	38.234	54.854	28.015	2:01.103 (1)	72.33		17:56:13.713
3 -	38.156	55.244	28.529	2:01.929 (2)	71.84	0.826	17:58:15.642
4 -	38.563	55.190	28.467	2:02.220 (3)	71.67	1.117	18:00:17.862

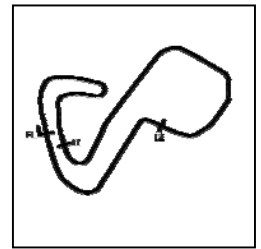
Weather / Track : Cloudy / Wet

Brands Hatch GP
Circuit Length = 2.4332 miles
Start: 17:52 Flag 17:59 End: 18:01

BMCRC - MRO Championships 2020 - Rnd 4 @ Brands Hatch GP

MRO Minitwins & BMCRC Rookie Minitwins (Supported by Properly Protected)

RACE 20 - SECTOR ANALYSIS



SECTOR 1 = FL to I1, SECTOR 2 = I1 to I2, SECTOR 3 = I2 to FL, DIFF = Difference To Personal Best Lap, P = Crossed Finish Line in Pit Lane, D = Time Disallowed

P15 159		Benn RIDGWELL		Suzuki SV650 - Ridgely Racing			
IDEAL LAP TIME : 2:01.331		BEST LAP TIME : 2:01.347		DIFFERENCE : 0.016			
LAP	SECTOR 1	SECTOR 2	SECTOR 3	LAP TIME	MPH	DIFF	TIME OF DAY
1 -			28.552	2:10.060	67.35	8.713	17:54:15.328
2 -	38.844	53.935	28.568	2:01.347 (1)	72.18		17:56:16.675
3 -	39.011	54.326	28.553	2:01.890 (2)	71.86	0.543	17:58:18.565
4 -	38.903	54.927	28.752	2:02.582 (3)	71.46	1.235	18:00:21.147

P16 81		Malvern MAY		Suzuki SV650 -			
IDEAL LAP TIME : 2:02.301		BEST LAP TIME : 2:02.915		DIFFERENCE : 0.614			
LAP	SECTOR 1	SECTOR 2	SECTOR 3	LAP TIME	MPH	DIFF	TIME OF DAY
1 -			28.770	2:10.686	67.02	7.771	17:54:15.954
2 -	38.739	55.013	29.196	2:02.948 (2)	71.24	0.033	17:56:18.902
3 -	39.031	54.792	29.092	2:02.915 (1)	71.26		17:58:21.817
4 -	39.945	55.599	29.551	2:05.095 (3)	70.02	2.180	18:00:26.912

P17 34		Andrew JOHNSON		Suzuki SV650 - Rose & Charlie Racing			
IDEAL LAP TIME : 2:02.071		BEST LAP TIME : 2:02.071		DIFFERENCE : 0.000			
LAP	SECTOR 1	SECTOR 2	SECTOR 3	LAP TIME	MPH	DIFF	TIME OF DAY
1 -			28.993	2:11.488	66.62	9.417	17:54:16.756
2 -	39.510	56.862	29.142	2:05.514 (3)	69.79	3.443	17:56:22.270
3 -	39.387	56.076	28.623	2:04.086 (2)	70.59	2.015	17:58:26.356
4 -	38.427	55.313	28.331	2:02.071 (1)	71.76		18:00:28.427

P18 40		Simon WILKINSON		Suzuki SV650 - S P Wilkinson Engineering Ltd			
IDEAL LAP TIME : 2:02.386		BEST LAP TIME : 2:02.508		DIFFERENCE : 0.122			
LAP	SECTOR 1	SECTOR 2	SECTOR 3	LAP TIME	MPH	DIFF	TIME OF DAY
1 -			29.003	2:12.665	66.02	10.157	17:54:17.933
2 -	39.419	55.572	29.059	2:04.050 (2)	70.61	1.542	17:56:21.983
3 -	39.127	55.876	29.405	2:04.408 (3)	70.41	1.900	17:58:26.391
4 -	39.249	55.009	28.250	2:02.508 (1)	71.50		18:00:28.899

P19 911 R		Craig GOFFORD		Suzuki SV650 - Meala Racing Development			
IDEAL LAP TIME : 2:01.462		BEST LAP TIME : 2:01.462		DIFFERENCE : 0.000			
LAP	SECTOR 1	SECTOR 2	SECTOR 3	LAP TIME	MPH	DIFF	TIME OF DAY
1 -			29.400	2:16.069	64.37	14.607	17:54:21.337
2 -	40.988	58.053	28.344	2:07.385 (3)	68.76	5.923	17:56:28.722
3 -	39.348	55.247	28.046	2:02.641 (2)	71.42	1.179	17:58:31.363
4 -	39.100	54.380	27.982	2:01.462 (1)	72.12		18:00:32.825

P20 199		Michael FROST		Suzuki SV650 -			
IDEAL LAP TIME : 2:03.119		BEST LAP TIME : 2:03.608		DIFFERENCE : 0.489			
LAP	SECTOR 1	SECTOR 2	SECTOR 3	LAP TIME	MPH	DIFF	TIME OF DAY
1 -			29.317	2:20.516	62.34	16.908	17:54:25.784
2 -	39.799	56.065	29.090	2:04.954 (3)	70.10	1.346	17:56:30.738
3 -	38.951	55.383	29.274	2:03.608 (1)	70.86		17:58:34.346
4 -	40.075	55.158	29.010	2:04.243 (2)	70.50	0.635	18:00:38.589

P21 138 R		Craig JARMIN		Suzuki SV650 -			
IDEAL LAP TIME : 2:03.453		BEST LAP TIME : 2:03.453		DIFFERENCE : 0.000			
LAP	SECTOR 1	SECTOR 2	SECTOR 3	LAP TIME	MPH	DIFF	TIME OF DAY
1 -			29.346	2:16.616	64.12	13.163	17:54:21.884
2 -	41.497	57.831	29.043	2:08.371 (3)	68.23	4.918	17:56:30.255
3 -	38.912	55.737	28.804	2:03.453 (1)	70.95		17:58:33.708
4 -	39.592	56.644	28.893	2:05.129 (2)	70.00	1.676	18:00:38.837

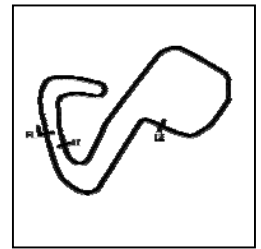
Weather / Track : Cloudy / Wet

Brands Hatch GP
Circuit Length = 2.4332 miles
Start: 17:52 Flag 17:59 End: 18:01

BMCRC - MRO Championships 2020 - Rnd 4 @ Brands Hatch GP

MRO Minitwins & BMCRC Rookie Minitwins (Supported by Properly Protected)

RACE 20 - SECTOR ANALYSIS



SECTOR 1 = FL to I1, SECTOR 2 = I1 to I2, SECTOR 3 = I2 to FL, DIFF = Difference To Personal Best Lap, P = Crossed Finish Line in Pit Lane, D = Time Disallowed

P22 45		Tom STEVENS		Suzuki SV650 -			
IDEAL LAP TIME : 2:05.112		BEST LAP TIME : 2:05.238		DIFFERENCE : 0.126			
LAP	SECTOR 1	SECTOR 2	SECTOR 3	LAP TIME	MPH	DIFF	TIME OF DAY
1 -			29.266	2:15.622	64.59	10.384	17:54:20.890
2 -	41.145	59.069	29.506	2:09.720 (3)	67.52	4.482	17:56:30.610
3 -	40.317	55.905	29.016	2:05.238 (1)	69.94		17:58:35.848
4 -	40.306	55.790	29.345	2:05.441 (2)	69.83	0.203	18:00:41.289

P23 43		Daniel BARFORD		Suzuki SV650 - Shawell Tuning			
IDEAL LAP TIME : 2:11.747		BEST LAP TIME : 2:12.149		DIFFERENCE : 0.402			
LAP	SECTOR 1	SECTOR 2	SECTOR 3	LAP TIME	MPH	DIFF	TIME OF DAY
1 -			30.775	2:26.027	59.98	13.878	17:54:31.295
2 -	42.988	59.079	30.823	2:12.890 (3)	65.91	0.741	17:56:44.185
3 -	42.576	59.100	30.473	2:12.149 (1)	66.28		17:58:56.334
4 -	42.456	58.818	31.126	2:12.400 (2)	66.16	0.251	18:01:08.734

P24 83 R		Greg RYAN		Suzuki SV650 - Greg Ryan Racing 83 , Hell performance			
IDEAL LAP TIME : 2:12.927		BEST LAP TIME : 2:13.170		DIFFERENCE : 0.243			
LAP	SECTOR 1	SECTOR 2	SECTOR 3	LAP TIME	MPH	DIFF	TIME OF DAY
1 -			31.537	2:25.591	60.16	12.421	17:54:30.859
2 -	44.214	1:00.795	30.802	2:15.811 (3)	64.50	2.641	17:56:46.670
3 -	42.434	1:00.290	30.446	2:13.170 (1)	65.77		17:58:59.840
4 -	42.191	1:00.301	31.212	2:13.704 (2)	65.51	0.534	18:01:13.544

P25 70		Vanessa GILLAM		Suzuki SV650 - No More Straps Ltd			
IDEAL LAP TIME : 2:32.769		BEST LAP TIME : 2:32.769		DIFFERENCE : 0.000			
LAP	SECTOR 1	SECTOR 2	SECTOR 3	LAP TIME	MPH	DIFF	TIME OF DAY
1 -			36.045	2:48.546	51.97	15.777	17:54:53.814
2 -	51.359	1:10.552	35.891	2:37.802 (2)	55.51	5.033	17:57:31.616
3 -	48.450	1:09.107	35.212	2:32.769 (1)	57.34		18:00:04.385

P26 97 R		Alex MANN		Suzuki SV650 - TT50 Cars, Prestige, Denham Hedley Commerci			
IDEAL LAP TIME :		BEST LAP TIME :		DIFFERENCE :			
LAP	SECTOR 1	SECTOR 2	SECTOR 3	LAP TIME	MPH	DIFF	TIME OF DAY
1 -			28.887	2:12.839	65.94		17:54:18.107

BMCRC - MRO Championships 2020 - Rnd 4 @ Brands Hatch GP

MRO Minitwins & BMCRC Rookie Minitwins (Supported by Properly Protected)

RACE 20 - BEST SECTORS

SECTOR 1			SECTOR 2			SECTOR 3			IDEAL / BEST COMPARISON						
POS	NO	NAME	TIME	NO	NAME	TIME	NO	NAME	TIME	POS	NO	NAME	IDEAL	BEST	DIFF
													PERFECT LAP	1:47.665	
1	26	DAVIES	33.813	96	HARRIS	48.338	26	DAVIES	25.514	1	26	DAVIES	1:47.805	1:47.898	0.093
2	232	WETHERELL	34.343	26	DAVIES	48.478	96	HARRIS	25.535	2	96	HARRIS	1:48.269	1:48.292	0.023
3	96	HARRIS	34.396	232	WETHERELL	48.540	232	WETHERELL	25.688	3	232	WETHERELL	1:48.571	1:49.331	0.760
4	155	HARRIS	35.073	155	HARRIS	49.509	155	HARRIS	26.074	4	155	HARRIS	1:50.656	1:50.656	0.000
5	19	LILLEY	35.287	12	TAYLOR	49.975	12	TAYLOR	26.097	5	12	TAYLOR	1:51.547	1:51.611	0.064
6	12	TAYLOR	35.475	19	LILLEY	50.269	19	LILLEY	26.217	6	19	LILLEY	1:51.773	1:51.773	0.000
7	710	HENSTOCK	35.651	7	HICKLING	50.632	7	HICKLING	26.376	7	7	HICKLING	1:52.843	1:53.121	0.278
8	7	HICKLING	35.835	87	POVAH	50.741	62	KING	26.682	8	710	HENSTOCK	1:54.077	1:54.490	0.413
9	62	KING	35.998	23	BECKETT	50.901	87	POVAH	26.837	9	87	POVAH	1:54.263	1:54.724	0.461
10	11	O'LEARY	36.067	710	HENSTOCK	51.380	23	BECKETT	26.893	10	62	KING	1:54.334	1:55.128	0.794
11	87	POVAH	36.685	62	KING	51.654	11	O'LEARY	26.897	11	23	BECKETT	1:54.541	1:54.541	0.000
12	23	BECKETT	36.747	11	O'LEARY	51.699	710	HENSTOCK	27.046	12	11	O'LEARY	1:54.663	1:55.081	0.418
13	71	CLUNE	37.399	71	CLUNE	52.691	71	CLUNE	27.625	13	71	CLUNE	1:57.715	1:58.001	0.286
14	105	WADE	38.156	159	RIDGWELL	53.935	105	WADE	27.957	14	105	WADE	2:00.967	2:01.103	0.136
15	34	JOHNSON	38.427	911	GOFFORD	54.380	911	GOFFORD	27.982	15	159	RIDGWELL	2:01.331	2:01.347	0.016
16	81	MAY	38.739	81	MAY	54.792	40	WILKINSON	28.250	16	911	GOFFORD	2:01.462	2:01.462	0.000
17	159	RIDGWELL	38.844	105	WADE	54.854	34	JOHNSON	28.331	17	34	JOHNSON	2:02.071	2:02.071	0.000
18	138	JARMIN	38.912	40	WILKINSON	55.009	159	RIDGWELL	28.552	18	81	MAY	2:02.301	2:02.915	0.614
19	199	FROST	38.951	199	FROST	55.158	81	MAY	28.770	19	40	WILKINSON	2:02.386	2:02.508	0.122
20	911	GOFFORD	39.100	34	JOHNSON	55.313	138	JARMIN	28.804	20	199	FROST	2:03.119	2:03.608	0.489
21	40	WILKINSON	39.127	138	JARMIN	55.737	97	MANN	28.887	21	138	JARMIN	2:03.453	2:03.453	0.000
22	45	STEVENS	40.306	45	STEVENS	55.790	199	FROST	29.010	22	45	STEVENS	2:05.112	2:05.238	0.126
23	83	RYAN	42.191	43	BARFORD	58.818	45	STEVENS	29.016	23	43	BARFORD	2:11.747	2:12.149	0.402
24	43	BARFORD	42.456	83	RYAN	1:00.290	83	RYAN	30.446	24	83	RYAN	2:12.927	2:13.170	0.243
25	70	GILLAM	48.450	70	GILLAM	1:09.107	43	BARFORD	30.473	25	70	GILLAM	2:32.769	2:32.769	0.000
26							70	GILLAM	35.212	26	97	MANN			
27															
28															

Weather / Track : Cloudy / Wet

Results can be found at www.tsl-timing.com

Brands Hatch GP

Circuit Length = 2.4332 miles

Start: 17:52 Flag 17:59 End: 18:01

Printed - 18:02 Sunday, 04 October 2020

BMCRC - MRO Championships 2020 - Rnd 4 @ Brands Hatch GP

MRO Minitwins & BMCRC Rookie Minitwins (Supported by Properly Protected)

RACE 20 - STATISTICS

Competitors Started 26
Planned Start 2020-10-04 @ 17:20:00.000
Actual Start 2020-10-04 @ 17:52:05.267
Finish Time 2020-10-04 @ 17:59:21.836
Track Length 2.4332mi.
Total Laps 100
Total Distance Covered 243.3289mi.

Session Fastest Lap History

NO	CL	NAME	LAP TIME	TIME OF DAY	LAP	VEHICLE
26		Glynn DAVIES	1:48.009	17:55:45.759	2	Suzuki SV650
26		Glynn DAVIES	1:47.898	17:57:33.657	3	Suzuki SV650

Session Leader History

NO	CL	NAME	FROM LAP	LAPS LED	DISTANCE	VEHICLE
26		Glynn DAVIES	1	4	9.73 miles	Suzuki SV650

Flag History

TYPE	TIME OF DAY
GREEN	17:52:05.267
FINISH	17:59:21.836

Flag Statistics

TYPE	COUNT	TOTAL LAPS	TOTAL TIME
Green	1	4	9:13.630
Red	0	0	0.000
Safety Car	0	0	0.000
FCY	0	0	0.000

BMCRC - MRO Championships 2020 - Rnd 4 @ Brands Hatch GP

MRO Minitwins & BMCRC Rookie Minitwins (Supported by Properly Protected)

RACE 20 - STATISTICS

CLASS :

18 Starters

Fastest Lap History

NO	NAME	LAP TIME	TIME OF DAY	LAP	VEHICLE
26	Glynn DAVIES	1:48.009	17:55:45.759	2	Suzuki SV650
26	Glynn DAVIES	1:47.898	17:57:33.657	3	Suzuki SV650

Leader History

NO	NAME	FROM LAP	LAPS LED	DISTANCE	VEHICLE
26	Glynn DAVIES	1	4	9.73 miles	Suzuki SV650

BMCRC - MRO Championships 2020 - Rnd 4 @ Brands Hatch GP

MRO Minitwins & BMCRC Rookie Minitwins (Supported by Properly Protected)

RACE 20 - STATISTICS

CLASS : R

8 Starters

Fastest Lap History

NO	NAME	LAP TIME	TIME OF DAY	LAP	VEHICLE
62	James KING	1:55.128	17:56:05.261	2	Suzuki SV650
11	Darren O'LEARY	1:55.081	17:58:01.153	3	Suzuki SV650
710	Craig HENSTOCK	1:54.490	17:58:02.395	3	Suzuki SV650

Leader History

NO	NAME	FROM LAP	LAPS LED	DISTANCE	VEHICLE
62	James KING	1	3	7.29 miles	Suzuki SV650
710	Craig HENSTOCK	4	1	2.43 miles	Suzuki SV650

BMCRC-MRO Championships 2020



Kawasaki



ACU TEAM GREEN JUNIOR CUP & SENIOR 300

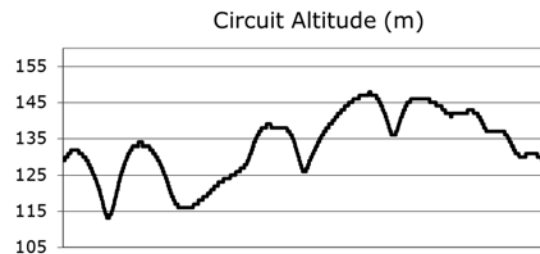
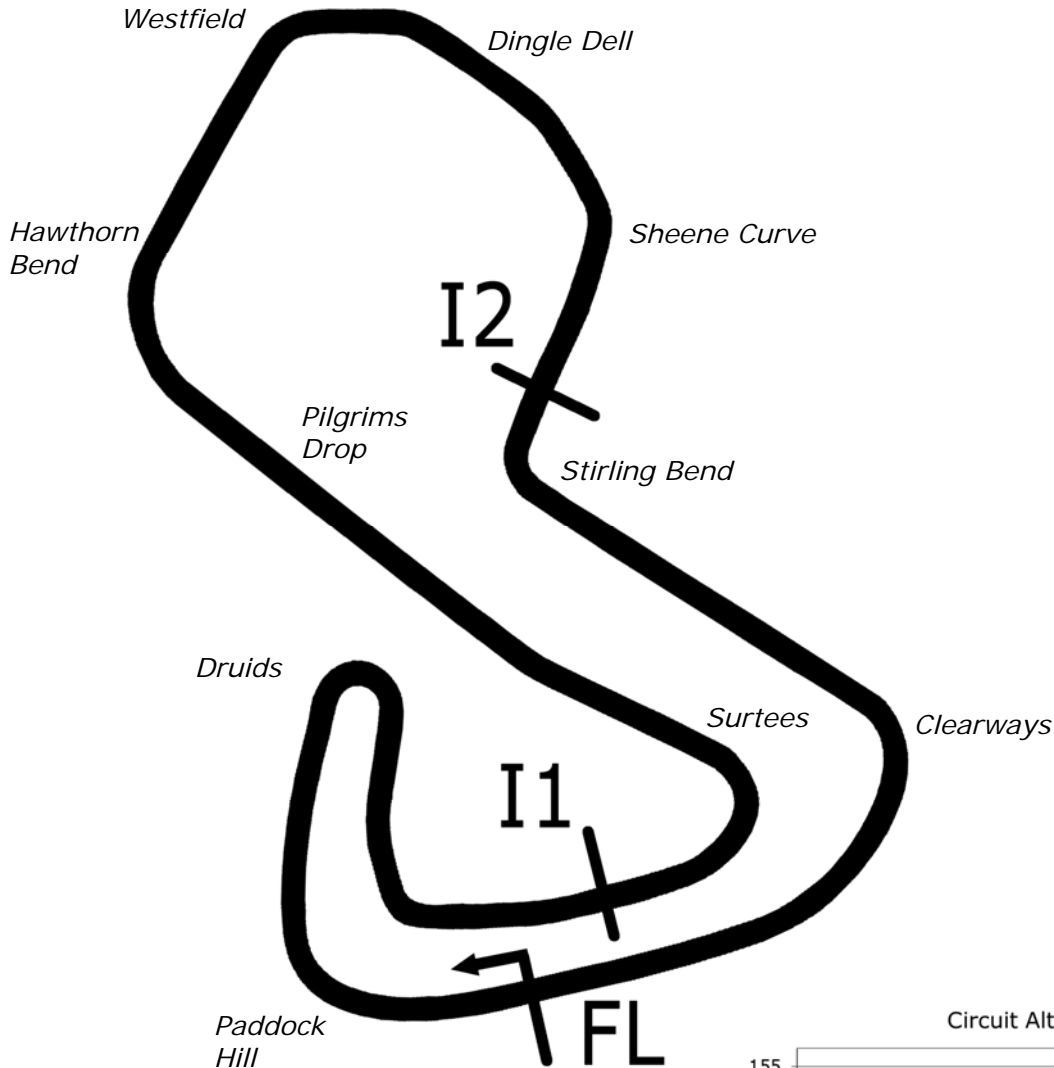
Brands Hatch GP Circuit

3rd / 4th October 2020



Results Provided by Timing Solutions Ltd
www.tsl-timing.com

Brands Hatch GP



Length	2.4332 miles	3916.0 m	
FL		51.36032 N	0.26032 E
I1	1116m	51.35934 N	0.25955 E
I2	2928m	51.35532 N	0.26250 E
Pit Entry	3646m	51.35911 N	0.25743 E
Pit Exit	26m after FL	51.36027 N	0.26078 E
Pit Entry-Pit Exit 277m, 16.6s @60kph, 12.4s @80kph			

All results available at www.tsl-timing.com

BMCRC - MRO Championships 2020 - Rnd 4 @ Brands Hatch GP



ACU Team Green Junior Cup & Senior 300

QUALIFYING - CLASSIFICATION

Kawasaki

POS	NO	CL	PIC NAME	ENTRY	TIME	ON	LAPS	GAP	DIFF	MPH
1	55	J	1 Harrison DESSOY	Kawasaki NINJA 400 - Eastern Garage Racing	1:57.733	5	5			74.40
2	196*	J	2 Jack KIRSCH	Kawasaki NINJA 400 -	1:58.570	5	5	0.837	0.837	73.87
3	50*	J	3 Fred McMULLAN	Kawasaki NINJA 300 - Orwell motorcycles Ipswich	1:59.716	5	5	1.983	1.146	73.17
4	113	J	4 Mikey HARDIE	Kawasaki NINJA 400 - 113 Events Ltd	2:01.854	5	5	4.121	2.138	71.88
5	47	J	5 Joe FARRAGHER	Kawasaki NINJA 400 - J C Utilities Ltd	2:02.897	5	5	5.164	1.043	71.27
6	2	S	1 Joe THOMAS	Kawasaki NINJA 400 - 3D Racing	2:03.753	3	5	6.020	0.856	70.78
7	17	J	6 Charlotte MARCUZZO	Kawasaki NINJA 300 - Mack Solutions	2:04.132	5	5	6.399	0.379	70.56
8	69	S	2 Danny HUSKINSON	Kawasaki NINJA 300 - art of racing	2:05.788	5	5	8.055	1.656	69.63
9	177	S	3 Mark HARDY	Kawasaki NINJA 400 - me	2:05.874	5	5	8.141	0.086	69.59
10	77	J	7 Joe WHITE	Kawasaki NINJA 300 - Just In Graphics /Silverman Field	2:06.348	5	5	8.615	0.474	69.33
11	0	S	4 Paul Le MASURIER	Kawasaki NINJA 400 - Pipework Solutions Ltd	2:06.509	5	5	8.776	0.161	69.24
12	65	S	5 Konrad BREESE	Kawasaki NINJA 300 - STIHL Racing	2:06.565	5	5	8.832	0.056	69.21
13	40	S	6 Tom SPALDING	Kawasaki NINJA 300 - Orion Mis Ltd	2:07.636	5	5	9.903	1.071	68.63
14	777	P12	1 Maximus HARDY	Kawasaki NINJA 400 - DAD	2:08.953	3	5	11.220	1.317	67.93
15	99	S	7 Bob COUCHMAN	Kawasaki NINJA 300 - Pinky Janey	2:09.143	5	5	11.410	0.190	67.83
16	130	J	8 Owen MELLOR	Kawasaki NINJA 300 - Team Mellor Racing	2:10.549	5	5	12.816	1.406	67.10
17	221	J	9 Lewis LAKEY	Kawasaki NINJA 300 -	2:10.712	5	5	12.979	0.163	67.01
18	39	S	8 Peter PARAPANOS	Kawasaki NINJA 300 - Double P Racing	2:10.916	3	5	13.183	0.204	66.91
19	27	S	9 Stephen LANE	Kawasaki NINJA 300 -	2:11.030	4	5	13.297	0.114	66.85
20	18	J	10 George HIGGINS	Kawasaki NINJA 300 - Aztec Racing	2:11.187	5	5	13.454	0.157	66.77
21	34	J	11 Oliver ARBON	Kawasaki NINJA 300 - tt plumbing and heating	2:11.373	4	5	13.640	0.186	66.67
22	131	J	12 Dylan MELLOR	Kawasaki NINJA 300 - Team Mellor Racing	2:11.459	4	4	13.726	0.086	66.63
23	48	S	10 Kevin SABBARTON	Kawasaki NINJA 300 - Karen Castle Opticians	2:11.658	5	5	13.925	0.199	66.53
24	66	S	11 Mark SMITH	Kawasaki NINJA 300 - MHP EXHAUST S	2:12.068	5	5	14.335	0.410	66.32
25	60	P12	2 Lennon DOCHERTY	Kawasaki NINJA 300 - Doc Fit Training	2:12.112	4	5	14.379	0.044	66.30
26	70	S	12 Justin WHITE	Kawasaki NINJA 300 - Just In Graphics	2:12.146	3	4	14.413	0.034	66.28
27	400	S	13 Stuart THURTL	Kawasaki NINJA 400 - TeamTortoise Racing	2:12.419	5	5	14.686	0.273	66.15
28	8	S	14 Phil ATKINSON	Kawasaki NINJA 300 - Rose mot centre	2:12.441	5	5	14.708	0.022	66.14
29	97	J	13 Ben PLATT	Kawasaki NINJA 400 - adss ltd	2:12.518	4	5	14.785	0.077	66.10
30	88	S	15 David COURT	Kawasaki NINJA 300 -	2:13.786	5	5	16.053	1.268	65.47
31	57	S	16 Richard BUCKHAM	Kawasaki NINJA 300 -	2:15.054	4	5	17.321	1.268	64.86
32	12	J	14 Cameron CARR	Kawasaki NINJA 300 -	2:18.912	5	5	21.179	3.858	63.06
33	81	P12	3 Keo WALKER	Kawasaki NINJA 300 - Martin Wight Elecrical	2:22.720	3	4	24.987	3.808	61.37

* Bikes 50 & 196 - Please fit a working transponder

Brands Hatch GP
Circuit Length = 2.4332 miles
Start: 10:43 Flag 10:55 End: 10:57

Weather / Track : Cloudy / Wet
These results are provisional until the conclusion of any judicial and technical matters.

Clerk Of Course :	Steward :	Timekeeper :
-------------------	-----------	--------------

Results can be found at www.tsl-timing.com

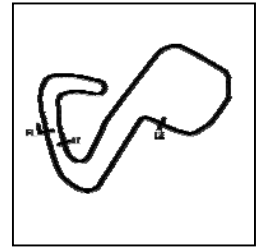
Printed - 10:58 Saturday, 03 October 2020



BMCRC - MRO Championships 2020 - Rnd 4 @ Brands Hatch GP

ACU Team Green Junior Cup & Senior 300

QUALIFYING - SECTOR ANALYSIS



SECTOR 1 = FL to I1, SECTOR 2 = I1 to I2, SECTOR 3 = I2 to FL, DIFF = Difference To Personal Best Lap, P = Crossed Finish Line in Pit Lane, D = Time Disallowed

P1 55 J Harrison DESOY		Kawasaki NINJA 400 - Eastern Garage Racing					
IDEAL LAP TIME : 1:57.640		BEST LAP TIME : 1:57.733		DIFFERENCE : 0.093			
LAP	SECTOR 1	SECTOR 2	SECTOR 3	LAP TIME	MPH	DIFF	TIME OF DAY
1 -	40.559	56.569	29.953	2:07.081	68.93	9.348	10:47:56.867
2 -	38.240	55.342	28.974	2:02.556	71.47	4.823	10:49:59.423
3 -	38.059	54.182	28.263	2:00.504 (3)	72.69	2.771	10:51:59.927
4 -	37.261	53.023	28.094	1:58.378 (2)	73.99	0.645	10:53:58.305
5 -	37.354	52.643	27.736	1:57.733 (1)	74.40		10:55:56.038

P2 196 J Jack KIRSCH		Kawasaki NINJA 400 -					
IDEAL LAP TIME :		BEST LAP TIME : 1:58.570		DIFFERENCE :			
LAP	SECTOR 1	SECTOR 2	SECTOR 3	LAP TIME	MPH	DIFF	TIME OF DAY
1 -				2:09.689	67.54	11.119	10:47:27.619
2 -				2:04.550	70.33	5.980	10:49:32.169
3 -				2:02.013 (3)	71.79	3.443	10:51:34.182
4 -				2:00.887 (2)	72.46	2.317	10:53:35.069
5 -				1:58.570 (1)	73.87		10:55:33.639

P3 50 J Fred McMULLAN		Kawasaki NINJA 300 - Orwell motorcycles Ipswich					
IDEAL LAP TIME :		BEST LAP TIME : 1:59.716		DIFFERENCE :			
LAP	SECTOR 1	SECTOR 2	SECTOR 3	LAP TIME	MPH	DIFF	TIME OF DAY
1 -				2:08.139	68.36	8.423	10:47:35.011
2 -				2:06.340	69.33	6.624	10:49:41.351
3 -				2:01.284 (3)	72.22	1.568	10:51:42.635
4 -				1:59.924 (2)	73.04	0.208	10:53:42.559
5 -				1:59.716 (1)	73.17		10:55:42.275

P4 113 J Mikey HARDIE		Kawasaki NINJA 400 - 113 Events Ltd					
IDEAL LAP TIME : 2:01.840		BEST LAP TIME : 2:01.854		DIFFERENCE : 0.014			
LAP	SECTOR 1	SECTOR 2	SECTOR 3	LAP TIME	MPH	DIFF	TIME OF DAY
1 -	39.822	58.777	30.162	2:08.761	68.03	6.907	10:47:28.137
2 -	38.470	56.849	29.859	2:05.178	69.97	3.324	10:49:33.315
3 -	38.065	56.638	29.618	2:04.321 (3)	70.46	2.467	10:51:37.636
4 -	37.613	55.857	29.234	2:02.704 (2)	71.39	0.850	10:53:40.340
5 -	37.478	55.128	29.248	2:01.854 (1)	71.88		10:55:42.194

P5 47 J Joe FARRAGHER		Kawasaki NINJA 400 - J C Utilities Ltd					
IDEAL LAP TIME : 2:02.897		BEST LAP TIME : 2:02.897		DIFFERENCE : 0.000			
LAP	SECTOR 1	SECTOR 2	SECTOR 3	LAP TIME	MPH	DIFF	TIME OF DAY
1 -	41.288	1:00.825	30.826	2:12.939	65.89	10.042	10:47:53.509
2 -	39.137	58.476	30.256	2:07.869	68.50	4.972	10:50:01.378
3 -	38.316	57.061	29.682	2:05.059 (3)	70.04	2.162	10:52:06.437
4 -	38.310	56.503	29.748	2:04.561 (2)	70.32	1.664	10:54:10.998
5 -	37.687	56.086	29.124	2:02.897 (1)	71.27		10:56:13.895

P6 2 S Joe THOMAS		Kawasaki NINJA 400 - 3D Racing					
IDEAL LAP TIME : 2:03.659		BEST LAP TIME : 2:03.753		DIFFERENCE : 0.094			
LAP	SECTOR 1	SECTOR 2	SECTOR 3	LAP TIME	MPH	DIFF	TIME OF DAY
1 -	41.041	57.237	30.035	2:08.313	68.26	4.560	10:47:34.753
2 -	40.207	56.433	29.947	2:06.587	69.20	2.834	10:49:41.340
3 -	39.023	55.085	29.645	2:03.753 (1)	70.78		10:51:45.093
4 -	40.118	55.812	29.551	2:05.481 (3)	69.81	1.728	10:53:50.574
5 -	39.482	55.159	29.676	2:04.317 (2)	70.46	0.564	10:55:54.891

Weather / Track : Cloudy / Wet

Brands Hatch GP

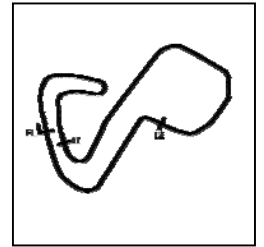
Circuit Length = 2.4332 miles

Start: 10:43 Flag 10:55 End: 10:57

BMCRC - MRO Championships 2020 - Rnd 4 @ Brands Hatch GP

ACU Team Green Junior Cup & Senior 300

QUALIFYING - SECTOR ANALYSIS



SECTOR 1 = FL to I1, SECTOR 2 = I1 to I2, SECTOR 3 = I2 to FL, DIFF = Difference To Personal Best Lap, P = Crossed Finish Line in Pit Lane, D = Time Disallowed

P7 17 J		Charlotte MARCUZZO		Kawasaki NINJA 300 - Mack Solutions			
IDEAL LAP TIME : 2:04.132		BEST LAP TIME : 2:04.132		DIFFERENCE : 0.000			
LAP	SECTOR 1	SECTOR 2	SECTOR 3	LAP TIME	MPH	DIFF	TIME OF DAY
1 -	41.694	58.782	30.129	2:10.605	67.07	6.473	10:47:59.749
2 -	40.271	58.019	29.806	2:08.096 (3)	68.38	3.964	10:50:07.845
3 -	40.617	57.514	30.082	2:08.213	68.32	4.081	10:52:16.058
4 -	39.078	56.254	29.590	2:04.922 (2)	70.12	0.790	10:54:20.980
5 -	39.026	55.827	29.279	2:04.132 (1)	70.56		10:56:25.112

P8 69 S		Danny HUSKINSON		Kawasaki NINJA 300 - art of racing			
IDEAL LAP TIME : 2:05.788		BEST LAP TIME : 2:05.788		DIFFERENCE : 0.000			
LAP	SECTOR 1	SECTOR 2	SECTOR 3	LAP TIME	MPH	DIFF	TIME OF DAY
1 -	43.004	1:01.559	30.739	2:15.302	64.74	9.514	10:48:25.216
2 -	40.271	58.659	31.028	2:09.958	67.40	4.170	10:50:35.174
3 -	40.508	58.222	30.282	2:09.012 (3)	67.89	3.224	10:52:44.186
4 -	39.667	57.177	30.387	2:07.231 (2)	68.84	1.443	10:54:51.417
5 -	38.986	56.525	30.277	2:05.788 (1)	69.63		10:56:57.205

P9 177 S		Mark HARDY		Kawasaki NINJA 400 - me			
IDEAL LAP TIME : 2:05.874		BEST LAP TIME : 2:05.874		DIFFERENCE : 0.000			
LAP	SECTOR 1	SECTOR 2	SECTOR 3	LAP TIME	MPH	DIFF	TIME OF DAY
1 -	41.635	1:01.140	30.933	2:13.708	65.51	7.834	10:48:07.537
2 -	40.588	58.997	30.740	2:10.325 (3)	67.21	4.451	10:50:17.862
3 -	40.216	59.590	30.849	2:10.655	67.04	4.781	10:52:28.517
4 -	39.500	57.586	29.942	2:07.028 (2)	68.95	1.154	10:54:35.545
5 -	39.031	57.227	29.616	2:05.874 (1)	69.59		10:56:41.419

P10 77 J		Joe WHITE		Kawasaki NINJA 300 - Just In Graphics /Silverman Field			
IDEAL LAP TIME : 2:06.348		BEST LAP TIME : 2:06.348		DIFFERENCE : 0.000			
LAP	SECTOR 1	SECTOR 2	SECTOR 3	LAP TIME	MPH	DIFF	TIME OF DAY
1 -	41.155	59.133	30.681	2:10.969	66.88	4.621	10:47:31.134
2 -	40.965	58.799	30.313	2:10.077	67.34	3.729	10:49:41.211
3 -	39.925	57.716	29.863	2:07.504 (2)	68.70	1.156	10:51:48.715
4 -	39.902	58.407	30.221	2:08.530 (3)	68.15	2.182	10:53:57.245
5 -	39.208	57.562	29.578	2:06.348 (1)	69.33		10:56:03.593

P11 0 S		Paul Le MASURIER		Kawasaki NINJA 400 - Pipework Solutions Ltd			
IDEAL LAP TIME : 2:05.890		BEST LAP TIME : 2:06.509		DIFFERENCE : 0.619			
LAP	SECTOR 1	SECTOR 2	SECTOR 3	LAP TIME	MPH	DIFF	TIME OF DAY
1 -	43.685	1:00.721	31.207	2:15.613	64.59	9.104	10:47:57.590
2 -	40.902	57.706	29.958	2:08.566 (3)	68.13	2.057	10:50:06.156
3 -	40.313	58.376	30.215	2:08.904	67.95	2.395	10:52:15.060
4 -	39.399	57.538	30.381	2:07.318 (2)	68.80	0.809	10:54:22.378
5 -	39.801	56.533	30.175	2:06.509 (1)	69.24		10:56:28.887

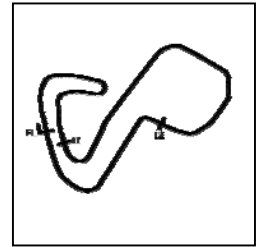
P12 65 S		Konrad BREESE		Kawasaki NINJA 300 - STIHL Racing			
IDEAL LAP TIME : 2:06.301		BEST LAP TIME : 2:06.565		DIFFERENCE : 0.264			
LAP	SECTOR 1	SECTOR 2	SECTOR 3	LAP TIME	MPH	DIFF	TIME OF DAY
1 -	42.242	59.039	30.711	2:11.992	66.36	5.427	10:47:58.992
2 -	40.576	57.791	30.133	2:08.500	68.16	1.935	10:50:07.492
3 -	40.358	57.641	30.185	2:08.184 (3)	68.33	1.619	10:52:15.676
4 -	40.370	57.053	29.810	2:07.233 (2)	68.84	0.668	10:54:22.909
5 -	40.153	56.338	30.074	2:06.565 (1)	69.21		10:56:29.474

Weather / Track : Cloudy / Wet

BMCRC - MRO Championships 2020 - Rnd 4 @ Brands Hatch GP

ACU Team Green Junior Cup & Senior 300

QUALIFYING - SECTOR ANALYSIS



SECTOR 1 = FL to I1, SECTOR 2 = I1 to I2, SECTOR 3 = I2 to FL, DIFF = Difference To Personal Best Lap, P = Crossed Finish Line in Pit Lane, D = Time Disallowed

P13 40 S		Tom SPALDING		Kawasaki NINJA 300 - Orion Mis Ltd			
IDEAL LAP TIME : 2:07.446		BEST LAP TIME : 2:07.636		DIFFERENCE : 0.190			
LAP	SECTOR 1	SECTOR 2	SECTOR 3	LAP TIME	MPH	DIFF	TIME OF DAY
1 -	41.975	1:02.364	31.920	2:16.259	64.28	8.623	10:48:09.790
2 -	40.955	59.800	31.233	2:11.988	66.36	4.352	10:50:21.778
3 -	39.952	58.951	30.981	2:09.884 (2)	67.44	2.248	10:52:31.662
4 -	40.888	59.063	30.284	2:10.235 (3)	67.26	2.599	10:54:41.897
5 -	39.459	57.703	30.474	2:07.636 (1)	68.63		10:56:49.533

P14 777 P12		Maximus HARDY		Kawasaki NINJA 400 - DAD			
IDEAL LAP TIME : 2:08.447		BEST LAP TIME : 2:08.953		DIFFERENCE : 0.506			
LAP	SECTOR 1	SECTOR 2	SECTOR 3	LAP TIME	MPH	DIFF	TIME OF DAY
1 -	41.699	1:01.719	31.377	2:14.795	64.98	5.842	10:48:12.790
2 -	41.351	59.186	30.707	2:11.244	66.74	2.291	10:50:24.034
3 -	39.861	58.703	30.389	2:08.953 (1)	67.93		10:52:32.987
4 -	40.114	58.909	30.732	2:09.755 (3)	67.51	0.802	10:54:42.742
5 -	39.355	59.057	31.168	2:09.580 (2)	67.60	0.627	10:56:52.322

P15 99 S		Bob COUCHMAN		Kawasaki NINJA 300 - Pinky Janey			
IDEAL LAP TIME : 2:08.959		BEST LAP TIME : 2:09.143		DIFFERENCE : 0.184			
LAP	SECTOR 1	SECTOR 2	SECTOR 3	LAP TIME	MPH	DIFF	TIME OF DAY
1 -	42.057	1:02.232	30.696	2:14.985	64.89	5.842	10:48:14.970
2 -	41.838	1:04.843	31.016	2:17.697	63.61	8.554	10:50:32.667
3 -	40.430	1:00.207	30.159	2:10.796 (3)	66.97	1.653	10:52:43.463
4 -	40.110	1:00.080	30.255	2:10.445 (2)	67.15	1.302	10:54:53.908
5 -	39.809	58.991	30.343	2:09.143 (1)	67.83		10:57:03.051

P16 130 J		Owen MELLOR		Kawasaki NINJA 300 - Team Mellor Racing			
IDEAL LAP TIME : 2:09.901		BEST LAP TIME : 2:10.549		DIFFERENCE : 0.648			
LAP	SECTOR 1	SECTOR 2	SECTOR 3	LAP TIME	MPH	DIFF	TIME OF DAY
1 -	42.006	1:04.429	32.221	2:18.656	63.17	8.107	10:48:32.534
2 -	41.703	1:02.811	30.674	2:15.188	64.79	4.639	10:50:47.722
3 -	39.774	1:00.857	30.519	2:11.150 (2)	66.79	0.601	10:52:58.872
4 -	41.958	1:00.287	30.970	2:13.215 (3)	65.75	2.666	10:55:12.087
5 -	40.422	59.709	30.418	2:10.549 (1)	67.10		10:57:22.636

P17 221 J		Lewis LAKEY		Kawasaki NINJA 300 -			
IDEAL LAP TIME : 2:10.712		BEST LAP TIME : 2:10.712		DIFFERENCE : 0.000			
LAP	SECTOR 1	SECTOR 2	SECTOR 3	LAP TIME	MPH	DIFF	TIME OF DAY
1 -	43.489	1:02.458	31.694	2:17.641	63.64	6.929	10:48:32.207
2 -	41.386	1:01.689	31.609	2:14.684	65.03	3.972	10:50:46.891
3 -	41.742	1:00.151	30.885	2:12.778 (2)	65.97	2.066	10:52:59.669
4 -	42.567	1:00.334	31.038	2:13.939 (3)	65.40	3.227	10:55:13.608
5 -	40.764	59.459	30.489	2:10.712 (1)	67.01		10:57:24.320

P18 39 S		Peter PARAPANOS		Kawasaki NINJA 300 - Double P Racing			
IDEAL LAP TIME : 2:10.742		BEST LAP TIME : 2:10.916		DIFFERENCE : 0.174			
LAP	SECTOR 1	SECTOR 2	SECTOR 3	LAP TIME	MPH	DIFF	TIME OF DAY
1 -	44.466	1:04.150	31.992	2:20.608	62.29	9.692	10:47:45.414
2 -	42.020	1:00.610	30.105	2:12.735 (3)	65.99	1.819	10:49:58.149
3 -	41.119	59.853	29.944	2:10.916 (1)	66.91		10:52:09.065
4 -	40.945	1:00.936	30.780	2:12.661 (2)	66.03	1.745	10:54:21.726
5 -	43.635	1:06.652	32.315	2:22.602	61.42	11.686	10:56:44.328

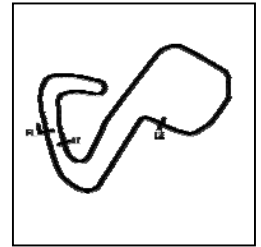
Weather / Track : Cloudy / Wet

Brands Hatch GP
Circuit Length = 2.4332 miles
Start: 10:43 Flag 10:55 End: 10:57

BMCRC - MRO Championships 2020 - Rnd 4 @ Brands Hatch GP

ACU Team Green Junior Cup & Senior 300

QUALIFYING - SECTOR ANALYSIS



SECTOR 1 = FL to I1, SECTOR 2 = I1 to I2, SECTOR 3 = I2 to FL, DIFF = Difference To Personal Best Lap, P = Crossed Finish Line in Pit Lane, D = Time Disallowed

P19 27 S		Stephen LANE		Kawasaki NINJA 300 -			
IDEAL LAP TIME : 2:10.072		BEST LAP TIME : 2:11.030		DIFFERENCE : 0.958			
LAP	SECTOR 1	SECTOR 2	SECTOR 3	LAP TIME	MPH	DIFF	TIME OF DAY
1 -	42.521	1:01.509	31.017	2:15.047	64.86	4.017	10:47:58.614
2 -	40.863	59.997	30.229	2:11.089 (2)	66.82	0.059	10:50:09.703
3 -	40.497	1:00.560	30.918	2:11.975	66.37	0.945	10:52:21.678
4 -	40.919	59.614	30.497	2:11.030 (1)	66.85		10:54:32.708
5 -	40.441	59.402	31.663	2:11.506 (3)	66.61	0.476	10:56:44.214

P20 18 J		George HIGGINS		Kawasaki NINJA 300 - Aztec Racing			
IDEAL LAP TIME : 2:11.030		BEST LAP TIME : 2:11.187		DIFFERENCE : 0.157			
LAP	SECTOR 1	SECTOR 2	SECTOR 3	LAP TIME	MPH	DIFF	TIME OF DAY
1 -	43.208	1:06.266	32.890	2:22.364	61.53	11.177	10:47:59.138
2 -	42.284	1:02.119	31.920	2:16.323	64.25	5.136	10:50:15.461
3 -	40.435	1:01.781	31.837	2:14.053 (3)	65.34	2.866	10:52:29.514
4 -	40.112	1:00.299	30.908	2:11.319 (2)	66.70	0.132	10:54:40.833
5 -	39.825	1:00.297	31.065	2:11.187 (1)	66.77		10:56:52.020

P21 34 J		Oliver ARBON		Kawasaki NINJA 300 - tt plumbing and heating			
IDEAL LAP TIME : 2:11.059		BEST LAP TIME : 2:11.373		DIFFERENCE : 0.314			
LAP	SECTOR 1	SECTOR 2	SECTOR 3	LAP TIME	MPH	DIFF	TIME OF DAY
1 -	43.119	1:05.582	32.153	2:20.854	62.19	9.481	10:47:44.918
2 -	41.853	1:03.305	31.383	2:16.541	64.15	5.168	10:50:01.459
3 -	41.684	1:01.935	30.925	2:14.544 (3)	65.10	3.171	10:52:16.003
4 -	40.457	1:00.300	30.616	2:11.373 (1)	66.67		10:54:27.376
5 -	40.143	1:00.443	30.875	2:11.461 (2)	66.63	0.088	10:56:38.837

P22 131 J		Dylan MELLOR		Kawasaki NINJA 300 - Team Mellor Racing			
IDEAL LAP TIME : 2:11.305		BEST LAP TIME : 2:11.459		DIFFERENCE : 0.154			
LAP	SECTOR 1	SECTOR 2	SECTOR 3	LAP TIME	MPH	DIFF	TIME OF DAY
1 -	42.040	1:28.349	31.512	2:41.901	54.10	30.442	10:48:51.154
2 -	42.578	1:01.964	31.350	2:15.892 (3)	64.46	4.433	10:51:07.046
3 -	41.364	59.845	31.367	2:12.576 (2)	66.07	1.117	10:53:19.622
4 -	40.868	59.993	30.598	2:11.459 (1)	66.63		10:55:31.081

P23 48 S		Kevin SABBARTON		Kawasaki NINJA 300 - Karen Castle Opticians			
IDEAL LAP TIME : 2:11.658		BEST LAP TIME : 2:11.658		DIFFERENCE : 0.000			
LAP	SECTOR 1	SECTOR 2	SECTOR 3	LAP TIME	MPH	DIFF	TIME OF DAY
1 -	43.401	1:02.779	31.728	2:17.908	63.51	6.250	10:48:27.200
2 -	42.265	1:01.601	31.632	2:15.498 (2)	64.64	3.840	10:50:42.698
3 -	43.099	1:00.706	31.759	2:15.564 (3)	64.61	3.906	10:52:58.262
4 -	43.637	1:01.444	31.176	2:16.257	64.28	4.599	10:55:14.519
5 -	41.368	59.363	30.927	2:11.658 (1)	66.53		10:57:26.177

P24 66 S		Mark SMITH		Kawasaki NINJA 300 - MHP EXHAUST'S			
IDEAL LAP TIME : 2:11.657		BEST LAP TIME : 2:12.068		DIFFERENCE : 0.411			
LAP	SECTOR 1	SECTOR 2	SECTOR 3	LAP TIME	MPH	DIFF	TIME OF DAY
1 -	42.554	1:02.543	31.111	2:16.208	64.31	4.140	10:47:38.433
2 -	42.037	1:00.807	30.911	2:13.755	65.49	1.687	10:49:52.188
3 -	41.170	1:00.617	30.813	2:12.600 (3)	66.06	0.532	10:52:04.788
4 -	41.062	1:00.439	30.882	2:12.383 (2)	66.17	0.315	10:54:17.171
5 -	41.473	1:00.228	30.367	2:12.068 (1)	66.32		10:56:29.239

Weather / Track : Cloudy / Wet

Brands Hatch GP

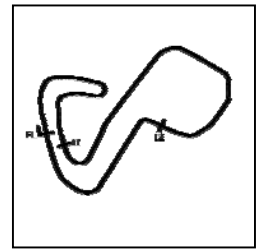
Circuit Length = 2.4332 miles

Start: 10:43 Flag 10:55 End: 10:57

BMCRC - MRO Championships 2020 - Rnd 4 @ Brands Hatch GP

ACU Team Green Junior Cup & Senior 300

QUALIFYING - SECTOR ANALYSIS



SECTOR 1 = FL to I1, SECTOR 2 = I1 to I2, SECTOR 3 = I2 to FL, DIFF = Difference To Personal Best Lap, P = Crossed Finish Line in Pit Lane, D = Time Disallowed

P25 60 P12		Lennon DOCHERTY		Kawasaki NINJA 300 - Doc Fit Training			
IDEAL LAP TIME : 2:11.798		BEST LAP TIME : 2:12.112		DIFFERENCE : 0.314			
LAP	SECTOR 1	SECTOR 2	SECTOR 3	LAP TIME	MPH	DIFF	TIME OF DAY
1 -	42.999	1:01.835	32.245	2:17.079	63.90	4.967	10:48:03.421
2 -	41.585	1:00.924	31.547	2:14.056 (3)	65.34	1.944	10:50:17.477
3 -	40.766	1:01.243	31.829	2:13.838 (2)	65.45	1.726	10:52:31.315
4 -	41.080	59.564	31.468	2:12.112 (1)	66.30		10:54:43.427
5 -	41.125	1:01.518	32.048	2:14.691	65.03	2.579	10:56:58.118

P26 70 S		Justin WHITE		Kawasaki NINJA 300 - Just In Graphics			
IDEAL LAP TIME : 2:12.102		BEST LAP TIME : 2:12.146		DIFFERENCE : 0.044			
LAP	SECTOR 1	SECTOR 2	SECTOR 3	LAP TIME	MPH	DIFF	TIME OF DAY
1 -	41.573	1:01.382	31.422	2:14.377	65.18	2.231	10:47:34.670
2 -	41.554	1:00.546	31.348	2:13.448 (3)	65.64	1.302	10:49:48.118
3 -	40.780	59.974	31.392	2:12.146 (1)	66.28		10:52:00.264
4 -	40.990	1:00.147	32.050	2:13.187 (2)	65.77	1.041	10:54:13.451

P27 400 S		Stuart THURTLÉ		Kawasaki NINJA 400 - TeamTortoise Racing			
IDEAL LAP TIME : 2:12.419		BEST LAP TIME : 2:12.419		DIFFERENCE : 0.000			
LAP	SECTOR 1	SECTOR 2	SECTOR 3	LAP TIME	MPH	DIFF	TIME OF DAY
1 -	43.756	1:03.339	30.958	2:18.053	63.45	5.634	10:48:33.029
2 -	43.623	1:02.344	30.944	2:16.911	63.98	4.492	10:50:49.940
3 -	42.811	1:00.724	31.166	2:14.701 (2)	65.03	2.282	10:53:04.641
4 -	43.376	1:00.515	30.975	2:14.866 (3)	64.95	2.447	10:55:19.507
5 -	42.054	59.855	30.510	2:12.419 (1)	66.15		10:57:31.926

P28 8 S		Phil ATKINSON		Kawasaki NINJA 300 - Rose mot centre			
IDEAL LAP TIME : 2:12.441		BEST LAP TIME : 2:12.441		DIFFERENCE : 0.000			
LAP	SECTOR 1	SECTOR 2	SECTOR 3	LAP TIME	MPH	DIFF	TIME OF DAY
1 -	47.191	1:07.036	33.223	2:27.450	59.40	15.009	10:48:29.207
2 -	44.500	1:03.858	32.110	2:20.468	62.36	8.027	10:50:49.675
3 -	42.340	1:00.810	31.961	2:15.111 (3)	64.83	2.670	10:53:04.786
4 -	42.532	1:00.417	31.504	2:14.453 (2)	65.15	2.012	10:55:19.239
5 -	41.875	59.299	31.267	2:12.441 (1)	66.14		10:57:31.680

P29 97 J		Ben PLATT		Kawasaki NINJA 400 - adss ltd			
IDEAL LAP TIME : 2:11.995		BEST LAP TIME : 2:12.518		DIFFERENCE : 0.523			
LAP	SECTOR 1	SECTOR 2	SECTOR 3	LAP TIME	MPH	DIFF	TIME OF DAY
1 -	42.999	1:03.092	30.598	2:16.689	64.08	4.171	10:48:37.613
2 -	42.429	1:04.521	30.873	2:17.823	63.55	5.305	10:50:55.436
3 -	42.007	1:01.265	31.593	2:14.865 (3)	64.95	2.347	10:53:10.301
4 -	42.070	59.867	30.581	2:12.518 (1)	66.10		10:55:22.819
5 -	41.547	59.961	31.216	2:12.724 (2)	66.00	0.206	10:57:35.543

P30 88 S		David COURT		Kawasaki NINJA 300 -			
IDEAL LAP TIME : 2:13.743		BEST LAP TIME : 2:13.786		DIFFERENCE : 0.043			
LAP	SECTOR 1	SECTOR 2	SECTOR 3	LAP TIME	MPH	DIFF	TIME OF DAY
1 -	43.545	1:04.331	32.747	2:20.623 (3)	62.29	6.837	10:48:11.678
2 -	44.778	1:06.355	32.010	2:23.143	61.19	9.357	10:50:34.821
3 -	44.383	1:05.224	32.939	2:22.546	61.45	8.760	10:52:57.367
4 -	43.064	1:00.816	32.199	2:16.079 (2)	64.37	2.293	10:55:13.446
5 -	42.016	1:00.859	30.911	2:13.786 (1)	65.47		10:57:27.232

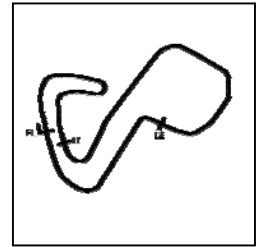
Weather / Track : Cloudy / Wet

Brands Hatch GP
Circuit Length = 2.4332 miles
Start: 10:43 Flag 10:55 End: 10:57

BMCRC - MRO Championships 2020 - Rnd 4 @ Brands Hatch GP

ACU Team Green Junior Cup & Senior 300

QUALIFYING - SECTOR ANALYSIS



SECTOR 1 = FL to I1, SECTOR 2 = I1 to I2, SECTOR 3 = I2 to FL, DIFF = Difference To Personal Best Lap, P = Crossed Finish Line in Pit Lane, D = Time Disallowed

P31 57 S		Richard BUCKHAM		Kawasaki NINJA 300 -			
IDEAL LAP TIME : 2:15.054		BEST LAP TIME : 2:15.054		DIFFERENCE : 0.000			
LAP	SECTOR 1	SECTOR 2	SECTOR 3	LAP TIME	MPH	DIFF	TIME OF DAY
1 -	43.282	1:04.898	32.433	2:20.613	62.29	5.559	10:48:40.864
2 -	42.707	1:02.694	31.747	2:17.148 (3)	63.87	2.094	10:50:58.012
3 -	41.898	1:02.110	32.208	2:16.216 (2)	64.30	1.162	10:53:14.228
4 -	41.692	1:01.892	31.470	2:15.054 (1)	64.86		10:55:29.282
5 -	41.833	1:07.280	31.957	2:21.070	62.09	6.016	10:57:50.352

P32 12 J		Cameron CARR		Kawasaki NINJA 300 -			
IDEAL LAP TIME : 2:18.912		BEST LAP TIME : 2:18.912		DIFFERENCE : 0.000			
LAP	SECTOR 1	SECTOR 2	SECTOR 3	LAP TIME	MPH	DIFF	TIME OF DAY
1 -	45.543	1:06.328	33.819	2:25.690	60.12	6.778	10:48:11.106
2 -	44.084	1:05.735	33.438	2:23.257 (3)	61.14	4.345	10:50:34.363
3 -	44.063	1:05.681	33.495	2:23.239 (2)	61.15	4.327	10:52:57.602
4 -	44.376	1:05.701	33.297	2:23.374	61.09	4.462	10:55:20.976
5 -	43.626	1:02.959	32.327	2:18.912 (1)	63.06		10:57:39.888

P33 81 P12		Keo WALKER		Kawasaki NINJA 300 - Martin Wight Electrical			
IDEAL LAP TIME : 2:22.676		BEST LAP TIME : 2:22.720		DIFFERENCE : 0.044			
LAP	SECTOR 1	SECTOR 2	SECTOR 3	LAP TIME	MPH	DIFF	TIME OF DAY
1 -	47.501		IN PIT	4:25.494 P	32.99	2:02.774	10:49:57.275
2 -	OUTLAP	1:07.033	33.865	2:33.558	57.04	10.838	10:52:30.833
3 -	43.796	1:05.676	33.248	2:22.720 (1)	61.37		10:54:53.553
4 -	43.752	1:06.089	34.351	2:24.192 (2)	60.75	1.472	10:57:17.745

BMCRC - MRO Championships 2020 - Rnd 4 @ Brands Hatch GP

ACU Team Green Junior Cup & Senior 300

QUALIFYING - BEST SECTORS

SECTOR 1			SECTOR 2			SECTOR 3			IDEAL / BEST COMPARISON						
POS	NO	NAME	TIME	NO	NAME	TIME	NO	NAME	TIME	POS	NO	NAME	IDEAL	BEST	DIFF
													PERFECT LAP	1:57.640	
1	55	DESSOY	37.261	55	DESSOY	52.643	55	DESSOY	27.736	1	55	DESSOY	1:57.640	1:57.733	0.093
2	113	HARDIE	37.478	2	THOMAS	55.085	47	FARRAGHER	29.124	2	113	HARDIE	2:01.840	2:01.854	0.014
3	47	FARRAGHER	37.687	113	HARDIE	55.128	113	HARDIE	29.234	3	47	FARRAGHER	2:02.897	2:02.897	0.000
4	69	HUSKINSON	38.986	17	MARCUZZO	55.827	17	MARCUZZO	29.279	4	2	THOMAS	2:03.659	2:03.753	0.094
5	2	THOMAS	39.023	47	FARRAGHER	56.086	2	THOMAS	29.551	5	17	MARCUZZO	2:04.132	2:04.132	0.000
6	17	MARCUZZO	39.026	65	BREESE	56.338	77	WHITE	29.578	6	69	HUSKINSON	2:05.788	2:05.788	0.000
7	177	HARDY	39.031	69	HUSKINSON	56.525	177	HARDY	29.616	7	177	HARDY	2:05.874	2:05.874	0.000
8	77	WHITE	39.208	0	MASURIER	56.533	65	BREESE	29.810	8	0	MASURIER	2:05.890	2:06.509	0.619
9	777	HARDY	39.355	177	HARDY	57.227	39	PARAPANOS	29.944	9	65	BREESE	2:06.301	2:06.565	0.264
10	0	MASURIER	39.399	77	WHITE	57.562	0	MASURIER	29.958	10	77	WHITE	2:06.348	2:06.348	0.000
11	40	SPALDING	39.459	40	SPALDING	57.703	99	COUCHMAN	30.159	11	40	SPALDING	2:07.446	2:07.636	0.190
12	130	MELLOR	39.774	777	HARDY	58.703	27	LANE	30.229	12	777	HARDY	2:08.447	2:08.953	0.506
13	99	COUCHMAN	39.809	99	COUCHMAN	58.991	69	HUSKINSON	30.277	13	99	COUCHMAN	2:08.959	2:09.143	0.184
14	18	HIGGINS	39.825	8	ATKINSON	59.299	40	SPALDING	30.284	14	130	MELLOR	2:09.901	2:10.549	0.648
15	34	ARBON	40.143	48	SABBARTON	59.363	66	SMITH	30.367	15	27	LANE	2:10.072	2:11.030	0.958
16	65	BREESE	40.153	27	LANE	59.402	777	HARDY	30.389	16	221	LAKEY	2:10.712	2:10.712	0.000
17	27	LANE	40.441	221	LAKEY	59.459	130	MELLOR	30.418	17	39	PARAPANOS	2:10.742	2:10.916	0.174
18	221	LAKEY	40.764	60	DOCHERTY	59.564	221	LAKEY	30.489	18	18	HIGGINS	2:11.030	2:11.187	0.157
19	60	DOCHERTY	40.766	130	MELLOR	59.709	400	THURTLIE	30.510	19	34	ARBON	2:11.059	2:11.373	0.314
20	70	WHITE	40.780	131	MELLOR	59.845	97	PLATT	30.581	20	131	MELLOR	2:11.305	2:11.459	0.154
21	131	MELLOR	40.862	39	PARAPANOS	59.853	131	MELLOR	30.598	21	66	SMITH	2:11.657	2:12.068	0.411
22	39	PARAPANOS	40.945	400	THURTLIE	59.855	34	ARBON	30.616	22	48	SABBARTON	2:11.658	2:11.658	0.000
23	66	SMITH	41.062	97	PLATT	59.867	18	HIGGINS	30.908	23	60	DOCHERTY	2:11.798	2:12.112	0.314
24	48	SABBARTON	41.368	70	WHITE	59.974	88	COURT	30.911	24	97	PLATT	2:11.995	2:12.518	0.523
25	97	PLATT	41.547	66	SMITH	1:00.228	48	SABBARTON	30.927	25	70	WHITE	2:12.102	2:12.146	0.044
26	57	BUCKHAM	41.692	18	HIGGINS	1:00.297	8	ATKINSON	31.267	26	400	THURTLIE	2:12.419	2:12.419	0.000
27	8	ATKINSON	41.875	34	ARBON	1:00.300	70	WHITE	31.348	27	8	ATKINSON	2:12.441	2:12.441	0.000
28	88	COURT	42.016	88	COURT	1:00.816	60	DOCHERTY	31.468	28	88	COURT	2:13.743	2:13.786	0.043
29	400	THURTLIE	42.054	57	BUCKHAM	1:01.892	57	BUCKHAM	31.470	29	57	BUCKHAM	2:15.054	2:15.054	0.000
30	12	CARR	43.626	12	CARR	1:02.959	12	CARR	32.327	30	12	CARR	2:18.912	2:18.912	0.000
31	81	WALKER	43.752	81	WALKER	1:05.676	81	WALKER	33.248	31	81	WALKER	2:22.676	2:22.720	0.044
32										32	196	KIRSCH		1:58.570	
33										33	50	McMULLAN		1:59.716	

Weather / Track : Cloudy / Wet

Results can be found at www.tsl-timing.com

Brands Hatch GP

Circuit Length = 2.4332 miles

Start: 10:43 Flag 10:55 End: 10:57

Printed - 10:59 Saturday, 03 October 2020

BMCRC - MRO Championships 2020 - Rnd 4 @ Brands Hatch GP

ACU Team Green Junior Cup & Senior 300

QUALIFYING - STATISTICS

Competitors Started 33
Planned Start 2020-10-03 @ 10:42:00.000
Actual Start 2020-10-03 @ 10:43:39.700
Finish Time 2020-10-03 @ 10:55:31.082
Track Length 2.4332mi.
Total Laps 162
Total Distance Covered 394.1929mi.

Session Fastest Lap History

NO	CL	NAME	LAP TIME	TIME OF DAY	LAP	VEHICLE
196	J	Jack KIRSCH	2:09.689	10:47:27.619	1	Kawasaki NINJA 400
113	J	Mikey HARDIE	2:08.761	10:47:28.171	1	Kawasaki NINJA 400
2	S	Joe THOMAS	2:08.313	10:47:34.753	1	Kawasaki NINJA 400
50	J	Fred McMULLAN	2:08.139	10:47:35.011	1	Kawasaki NINJA 300
55	J	Harrison DESSOY	2:07.081	10:47:56.879	1	Kawasaki NINJA 400
196	J	Jack KIRSCH	2:04.550	10:49:32.169	2	Kawasaki NINJA 400
55	J	Harrison DESSOY	2:02.556	10:49:59.435	2	Kawasaki NINJA 400
196	J	Jack KIRSCH	2:02.013	10:51:34.182	3	Kawasaki NINJA 400
50	J	Fred McMULLAN	2:01.284	10:51:42.635	3	Kawasaki NINJA 300
55	J	Harrison DESSOY	2:00.504	10:51:59.939	3	Kawasaki NINJA 400
50	J	Fred McMULLAN	1:59.924	10:53:42.559	4	Kawasaki NINJA 300
55	J	Harrison DESSOY	1:58.378	10:53:58.317	4	Kawasaki NINJA 400
55	J	Harrison DESSOY	1:57.733	10:55:56.049	5	Kawasaki NINJA 400

Flag History

TYPE	TIME OF DAY
GREEN	10:43:39.700
FINISH	10:55:31.082

Flag Statistics

TYPE	COUNT	TOTAL LAPS	TOTAL TIME
Green	1	5	14:13.239
Red	0	0	0.000
Safety Car	0	0	0.000
FCY	0	0	0.000

BMCRC - MRO Championships 2020 - Rnd 4 @ Brands Hatch GP

ACU Team Green Junior Cup & Senior 300

QUALIFYING - STATISTICS

CLASS : J

14 Starters

Fastest Lap History

NO	NAME	LAP TIME	TIME OF DAY	LAP	VEHICLE
196	Jack KIRSCH	2:09.689	10:47:27.619	1	Kawasaki NINJA 400
113	Mikey HARDIE	2:08.761	10:47:28.171	1	Kawasaki NINJA 400
50	Fred McMULLAN	2:08.139	10:47:35.011	1	Kawasaki NINJA 300
55	Harrison DESSOY	2:07.081	10:47:56.879	1	Kawasaki NINJA 400
196	Jack KIRSCH	2:04.550	10:49:32.169	2	Kawasaki NINJA 400
55	Harrison DESSOY	2:02.556	10:49:59.435	2	Kawasaki NINJA 400
196	Jack KIRSCH	2:02.013	10:51:34.182	3	Kawasaki NINJA 400
50	Fred McMULLAN	2:01.284	10:51:42.635	3	Kawasaki NINJA 300
55	Harrison DESSOY	2:00.504	10:51:59.939	3	Kawasaki NINJA 400
50	Fred McMULLAN	1:59.924	10:53:42.559	4	Kawasaki NINJA 300
55	Harrison DESSOY	1:58.378	10:53:58.317	4	Kawasaki NINJA 400
55	Harrison DESSOY	1:57.733	10:55:56.049	5	Kawasaki NINJA 400

Weather / Track : Cloudy / Wet

Results can be found at www.tsl-timing.com

Page 2 of 4

Brands Hatch GP
Circuit Length = 2.4332 miles
Start: 10:43 Flag 10:55 End: 10:57

Printed - 10:59 Saturday, 03 October 2020

BMCRC - MRO Championships 2020 - Rnd 4 @ Brands Hatch GP

ACU Team Green Junior Cup & Senior 300

QUALIFYING - STATISTICS

CLASS : S

16 Starters

Fastest Lap History

NO	NAME	LAP TIME	TIME OF DAY	LAP	VEHICLE
70	Justin WHITE	2:14.377	10:47:34.701	1	Kawasaki NINJA 300
2	Joe THOMAS	2:08.313	10:47:34.753	1	Kawasaki NINJA 400
2	Joe THOMAS	2:06.587	10:49:41.351	2	Kawasaki NINJA 400
2	Joe THOMAS	2:03.753	10:51:45.103	3	Kawasaki NINJA 400

BMCRC - MRO Championships 2020 - Rnd 4 @ Brands Hatch GP

ACU Team Green Junior Cup & Senior 300

QUALIFYING - STATISTICS

CLASS : P12

3 Starters

Fastest Lap History

NO	NAME	LAP TIME	TIME OF DAY	LAP	VEHICLE
60	Lennon DOCHERTY	2:17.079	10:48:03.432	1	Kawasaki NINJA 300
777	Maximus HARDY	2:14.795	10:48:12.808	1	Kawasaki NINJA 400
60	Lennon DOCHERTY	2:14.056	10:50:17.487	2	Kawasaki NINJA 300
777	Maximus HARDY	2:11.244	10:50:24.052	2	Kawasaki NINJA 400
777	Maximus HARDY	2:08.953	10:52:33.005	3	Kawasaki NINJA 400

Weather / Track : Cloudy / Wet

Results can be found at www.tsl-timing.com

Page 4 of 4

Brands Hatch GP
Circuit Length = 2.4332 miles
Start: 10:43 Flag 10:55 End: 10:57

Printed - 10:59 Saturday, 03 October 2020

BMCRC - MRO Championships 2020 - Rnd 4 @ Brands Hatch GP



ACU Team Green Junior Cup & Senior 300

RACE 8 - GRID (5 Laps)



ROW 12	36		35		34	96	Giovanni BELIOSSI						
ROW 11		2:22.720	33	81	Keo WALKER	32	12	Cameron CARR	2:18.912	31	57	Richard BUCKHAM	2:15.054
ROW 10		2:13.786	30	88	David COURT	29	97	Ben PLATT	2:12.518	28	8	Phil ATKINSON	2:12.441
ROW 9		2:12.419	27	400	Stuart THURTLÉ	26	70	Justin WHITE	2:12.146	25	60	Lennon DOCHERTY	2:12.112
ROW 8		2:12.068	24	66	Mark SMITH	23	48	Kevin SABBARTON	2:11.658	22	131	Dylan MELLOR	2:11.459
ROW 7		2:11.373	21	34	Oliver ARBON	20	18	George HIGGINS	2:11.187	19	27	Stephen LANE	2:11.030
ROW 6		2:10.916	18	39	Peter PARAPANOS	17	221	Lewis LAKEY	2:10.712	16	130	Owen MELLOR	2:10.549
ROW 5		2:09.143	15	99	Bob COUCHMAN	14	777	Maximus HARDY	2:08.953	13	40	Tom SPALDING	2:07.636
ROW 4		2:06.565	12	65	Konrad BREESE	11	0	Paul Le MASURIER	2:06.509	10	77	Joe WHITE	2:06.348
ROW 3		2:05.874	9	177	Mark HARDY	8	69	Danny HUSKINSON	2:05.788	7	17	Charlotte MARCUZZO	2:04.132
ROW 2		2:03.753	6	2	Joe THOMAS	5	47	Joe FARRAGHER	2:02.897	4	113	Mikey HARDIE	2:01.854
ROW 1		1:59.716	3	50	Fred McMULLAN	2	196	Jack KIRSCH	1:58.570	1	55	Harrison DESOY	1:57.733
													Pole

Brands Hatch GP
Circuit Length = 2.4332 miles

These results are provisional until the conclusion of any judicial and technical matters.

Clerk Of Course :	Steward :	Timekeeper :
-------------------	-----------	--------------

Results can be found at www.tsl-timing.com

Printed - 10:59 Saturday, 03 October 2020



BMCRC - MRO Championships 2020 - Rnd 4 @ Brands Hatch GP



ACU Team Green Junior Cup & Senior 300

RACE 8 - CLASSIFICATION

Kawasaki

POS	NO	CL	PIC NAME	ENTRY	LAPS	TIME	GAP	DIFF	MPH	BEST	ON
1	2	S	1 Joe THOMAS	Kawasaki NINJA 400 - 3D Racing	5	9:17.024			78.63	1:49.637	5
2	55	J	1 Harrison DESSOY	Kawasaki NINJA 400 - Eastern Garage Racing	5	9:22.221	5.197	5.197	77.90	1:50.347	4
3	196	J	2 Jack KIRSCH	Kawasaki NINJA 400 -	5	9:22.329	5.305	0.108	77.88	1:50.374	5
4	50	J	3 Fred McMULLAN	Kawasaki NINJA 300 - Orwell motorcycles Ipswich	5	9:29.942	12.918	7.613	76.84	1:51.437	5
5	47	J	4 Joe FARRAGHER	Kawasaki NINJA 400 - J C Utilities Ltd	5	9:30.043	13.019	0.101	76.83	1:51.211	5
6	113	J	5 Mikey HARDIE	Kawasaki NINJA 400 - 113 Events Ltd	5	9:30.373	13.349	0.330	76.79	1:51.463	5
7	177	S	2 Mark HARDY	Kawasaki NINJA 400 - me	5	9:33.219	16.195	2.846	76.40	1:52.048	5
8	65	S	3 Konrad BREESE	Kawasaki NINJA 300 - STIHL Racing	5	9:36.901	19.877	3.682	75.92	1:52.293	5
9	69	S	4 Danny HUSKINSON	Kawasaki NINJA 300 - art of racing	5	9:39.288	22.264	2.387	75.60	1:52.800	3
10	130	J	6 Owen MELLOR	Kawasaki NINJA 300 - Team Mellor Racing	5	9:45.886	28.862	6.598	74.75	1:53.582	4
11	8	S	5 Phil ATKINSON	Kawasaki NINJA 300 - Rose mot centre	5	9:48.902	31.878	3.016	74.37	1:53.517	5
12	77	J	7 Joe WHITE	Kawasaki NINJA 300 - Just In Graphics /Silverman I	5	9:50.171	33.147	1.269	74.21	1:54.398	5
13	0	S	6 Paul Le MASURIER	Kawasaki NINJA 400 - Pipework Solutions Ltd	5	9:54.159	37.135	3.988	73.71	1:56.053	4
14	88	S	7 David COURT	Kawasaki NINJA 300 -	5	9:59.692	42.668	5.533	73.03	1:55.440	4
15	48	S	8 Kevin SABBARTON	Kawasaki NINJA 300 - Karen Castle Opticians	5	10:10.100	53.076	10.408	71.79	1:58.144	3
16	221	J	8 Lewis LAKEY	Kawasaki NINJA 300 -	5	10:10.567	53.543	0.467	71.73	2:00.094	3
17	66	S	9 Mark SMITH	Kawasaki NINJA 300 - MHP EXHAUST S	5	10:10.726	53.702	0.159	71.71	1:58.554	3
18	40	S	10 Tom SPALDING	Kawasaki NINJA 300 - Orion Mis Ltd	5	10:11.383	54.359	0.657	71.63	1:58.857	5
19	70	S	11 Justin WHITE	Kawasaki NINJA 300 - Just In Graphics	5	10:11.705	54.681	0.322	71.60	1:58.449	5
20	99	S	12 Bob COUCHMAN	Kawasaki NINJA 300 - Pinky Janey	5	10:13.250	56.226	1.545	71.42	1:59.682	3
21	777	P12	1 Maximus HARDY	Kawasaki NINJA 400 - DAD	5	10:14.071	57.047	0.821	71.32	1:59.479	3
22	27	S	13 Stephen LANE	Kawasaki NINJA 300 -	5	10:16.049	59.025	1.978	71.09	1:58.168	3
23	39	S	14 Peter PARAPANOS	Kawasaki NINJA 300 - Double P Racing	5	10:28.000	1:10.976	11.951	69.74	2:03.095	4
24	131	J	9 Dylan MELLOR	Kawasaki NINJA 300 - Team Mellor Racing	5	10:30.311	1:13.287	2.311	69.48	2:02.972	4
25	34	J	10 Oliver ARBON	Kawasaki NINJA 300 - tt plumbing and heating	5	10:32.526	1:15.502	2.215	69.24	2:02.437	5
26	97	J	11 Ben PLATT	Kawasaki NINJA 400 - adss ltd	5	10:33.552	1:16.528	1.026	69.13	2:02.548	4
27	60	P12	2 Lennon DOCHERTY	Kawasaki NINJA 300 - Doc Fit Training	5	10:33.937	1:16.913	0.385	69.09	2:02.186	5
28	400	S	15 Stuart THURTLIE	Kawasaki NINJA 400 - TeamTortoise Racing	5	10:34.146	1:17.122	0.209	69.06	2:02.247	5
29	18	J	12 George HIGGINS	Kawasaki NINJA 300 - Aztec Racing	5	10:42.654	1:25.630	8.508	68.15	2:04.441	3
30	81	P12	3 Keo WALKER	Kawasaki NINJA 300 - Martin Wight Eleccrical	5	10:50.586	1:33.562	7.932	67.32	2:06.894	5

NOT CLASSIFIED

DNF	17	J	Charlotte MARCUZZO	Kawasaki NINJA 300 - Mack Solutions	4	7:40.847	1 Lap	1 Lap	76.03	1:52.340	4
DNF	12	J	Cameron CARR	Kawasaki NINJA 300 -	2	4:37.696	3 Laps	2 Laps	63.08	2:14.669	2
DNF	57	S	Richard BUCKHAM	Kawasaki NINJA 300 -	0						

FASTEST LAP

2	S	Joe THOMAS	Kawasaki NINJA 400 - 3D Racing	5	1:49.637	79.89 mph	128.58 kph
55	J	Harrison DESSOY	Kawasaki NINJA 400 - Eastern Garage Racing	4	1:50.347	79.38 mph	127.75 kph
777	P12	Maximus HARDY	Kawasaki NINJA 400 - DAD	3	1:59.479	73.31 mph	117.99 kph

Class S - 92.5% of Race Speed = 72.73 mph

Class J - 92.5% of Race Speed = 72.05 mph

Class P12 - 92.5% of Race Speed = 65.97 mph

Brands Hatch GP

Circuit Length = 2.4332 miles

Start: 14:43 Flag 14:52 End: 14:53

Weather / Track : Cloudy / Dry

These results are provisional until the conclusion of any judicial and technical matters.

Clerk Of Course :	Steward :	Timekeeper :
-------------------	-----------	--------------

Results can be found at www.tsl-timing.com

Printed - 14:54 Saturday, 03 October 2020



BMCRC - MRO Championships 2020 - Rnd 4 @ Brands Hatch GP

ACU Team Green Junior Cup & Senior 300

RACE 8 - LAP CHART

LAP 1 @ 14:44:59.983

NO	BEHIND	LAP TIME
2		1:57.433
55	1.306	1:58.739
196	1.481	1:58.914
113	3.878	2:01.311
47	4.043	2:01.476
17	4.411	2:01.844
177	4.530	2:01.963
50	4.903	2:02.336
65	5.281	2:02.714
69	5.368	2:02.801
130	8.542	2:05.975
77	8.619	2:06.052
0	8.736	2:06.169
221	11.871	2:09.304
8	12.213	2:09.646
40	12.607	2:10.040
777	13.192	2:10.625
66	13.730	2:11.163
70	13.866	2:11.299
88	13.892	2:11.325
48	13.904	2:11.337
99	14.198	2:11.631
39	16.790	2:14.223
27	17.533	2:14.966
34	18.510	2:15.943
131	18.781	2:16.214
60	19.067	2:16.500
400	19.428	2:16.861
97	19.886	2:17.319
18	21.817	2:19.250
81	22.568	2:20.001
12	25.594	2:23.027

LAP 2 @ 14:46:50.610

NO	BEHIND	LAP TIME
2		1:50.627
196	2.676	1:51.822
55	2.767	1:52.088
47	6.118	1:52.702
113	6.372	1:53.121
50	6.410	1:52.134
17	7.749	1:53.965
177	7.874	1:53.971
65	8.179	1:53.525
69	8.848	1:54.107
130	15.094	1:57.179
77	15.563	1:57.571
0	16.376	1:58.267
8	17.433	1:55.847
221	21.701	2:00.457
88	21.892	1:58.627
40	22.800	2:00.820
70	24.019	2:00.780
66	24.108	2:01.005
48	24.350	2:01.073
777	24.582	2:02.017
99	24.635	2:01.064
27	26.688	1:59.782
39	29.573	2:03.410
131	32.938	2:04.784
34	33.414	2:05.531
97	34.006	2:04.747

60	34.309	2:05.869
400	35.130	2:06.329
18	36.908	2:05.718
81	39.552	2:07.611
12	49.636	2:14.669

LAP 3 @ 14:48:40.297

NO	BEHIND	LAP TIME
2		1:49.687
196	3.633	1:50.644
55	3.673	1:50.593
47	8.761	1:52.330
50	8.836	1:52.113
113	9.347	1:52.662
177	10.484	1:52.297
17	10.760	1:52.698
69	11.961	1:52.800
65	12.055	1:53.563
130	20.057	1:54.650
77	22.265	1:56.389
8	22.455	1:54.709
0	23.061	1:56.372
88	28.784	1:56.579
221	32.108	2:00.094
48	32.807	1:58.144
70	32.931	1:58.599
66	32.975	1:58.554
40	33.936	2:00.823
777	34.374	1:59.479
99	34.630	1:59.682
27	35.169	1:58.168
39	43.029	2:03.143
131	46.452	2:03.201
34	48.727	2:05.000
97	49.397	2:05.078
60	49.649	2:05.027
400	50.190	2:04.747
18	51.662	2:04.441
81	58.552	2:08.687

LAP 4 @ 14:50:29.937

NO	BEHIND	LAP TIME
2		1:49.640
55	4.380	1:50.347
196	4.568	1:50.575
50	11.118	1:51.922
47	11.445	1:52.324
113	11.523	1:51.816
17	13.460	1:52.340
177	13.784	1:52.940
65	17.221	1:54.806
69	17.375	1:55.054
130	23.999	1:53.582
8	27.998	1:55.183
77	28.386	1:55.761
0	29.474	1:56.053
88	34.584	1:55.440
221	43.046	2:00.578
66	44.049	2:00.714
48	44.361	2:01.194
40	45.139	2:00.843
70	45.869	2:02.578
99	46.089	2:01.099
777	46.447	2:01.713

27	49.720	2:04.191
39	56.484	2:03.095
131	59.784	2:02.972
97	1:02.305	2:02.548
34	1:02.702	2:03.615
60	1:04.364	2:04.355
400	1:04.512	2:03.962
18	1:07.182	2:05.160
81	1:16.305	2:07.393

LAP 5 @ 14:52:19.574

NO	BEHIND	LAP TIME
2		1:49.637
55	5.197	1:50.454
196	5.305	1:50.374
50	12.918	1:51.437
47	13.019	1:51.211
113	13.349	1:51.463
177	16.195	1:52.048
65	19.877	1:52.293
69	22.264	1:54.526
130	28.862	1:54.500
8	31.878	1:53.517
77	33.147	1:54.398
0	37.135	1:57.298
88	42.668	1:57.721
48	53.076	1:58.352
221	53.543	2:00.134
66	53.702	1:59.290
40	54.359	1:58.857
70	54.681	1:58.449
99	56.226	1:59.774
777	57.047	2:00.237
27	59.025	1:58.942
39	1:10.976	2:04.129
131	1:13.287	2:03.140
34	1:15.502	2:02.437
97	1:16.528	2:03.860
60	1:16.913	2:02.186
400	1:17.122	2:02.247
18	1:25.630	2:08.085
81	1:33.562	2:06.894

Weather / Track : Cloudy / Dry

Results can be found at www.tsl-timing.com

Brands Hatch GP

Circuit Length = 2.4332 miles

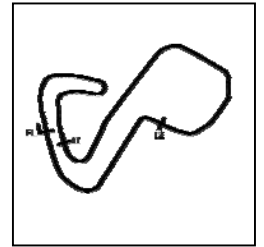
Start: 14:43 Flag 14:52 End: 14:53

Printed - 14:54 Saturday, 03 October 2020

BMCRC - MRO Championships 2020 - Rnd 4 @ Brands Hatch GP

ACU Team Green Junior Cup & Senior 300

RACE 8 - SECTOR ANALYSIS



SECTOR 1 = FL to I1, SECTOR 2 = I1 to I2, SECTOR 3 = I2 to FL, DIFF = Difference To Personal Best Lap, P = Crossed Finish Line in Pit Lane, D = Time Disallowed

P1		2 S		Joe THOMAS		Kawasaki NINJA 400 - 3D Racing	
IDEAL LAP TIME : 1:49.392		BEST LAP TIME : 1:49.637		DIFFERENCE : 0.245			
LAP	SECTOR 1	SECTOR 2	SECTOR 3	LAP TIME	MPH	DIFF	TIME OF DAY
1 -		50.017	26.756	1:57.433	74.59	7.796	14:44:59.983
2 -	35.167	49.147	26.313	1:50.627	79.18	0.990	14:46:50.610
3 -	34.367	49.259	26.061	1:49.687 (3)	79.86	0.050	14:48:40.297
4 -	34.418	48.966	26.256	1:49.640 (2)	79.89	0.003	14:50:29.937
5 -	34.506	48.964	26.167	1:49.637 (1)	79.89		14:52:19.574

P2		55 J		Harrison DESOY		Kawasaki NINJA 400 - Eastern Garage Racing	
IDEAL LAP TIME : 1:50.072		BEST LAP TIME : 1:50.347		DIFFERENCE : 0.275			
LAP	SECTOR 1	SECTOR 2	SECTOR 3	LAP TIME	MPH	DIFF	TIME OF DAY
1 -		50.896	26.807	1:58.739	73.77	8.392	14:45:01.289
2 -	35.033	50.731	26.324	1:52.088	78.15	1.741	14:46:53.377
3 -	34.570	49.783	26.240	1:50.593 (3)	79.20	0.246	14:48:43.970
4 -	34.285	49.547	26.515	1:50.347 (1)	79.38		14:50:34.317
5 -	34.417	49.656	26.381	1:50.454 (2)	79.30	0.107	14:52:24.771

P3		196 J		Jack KIRSCH		Kawasaki NINJA 400 -	
IDEAL LAP TIME : 1:49.813		BEST LAP TIME : 1:50.374		DIFFERENCE : 0.561			
LAP	SECTOR 1	SECTOR 2	SECTOR 3	LAP TIME	MPH	DIFF	TIME OF DAY
1 -		51.039	26.684	1:58.914	73.66	8.540	14:45:01.464
2 -	34.755	50.660	26.407	1:51.822	78.33	1.448	14:46:53.286
3 -	34.314	50.332	25.998	1:50.644 (3)	79.17	0.270	14:48:43.930
4 -	34.187	49.998	26.390	1:50.575 (2)	79.22	0.201	14:50:34.505
5 -	34.517	49.628	26.229	1:50.374 (1)	79.36		14:52:24.879

P4		50 J		Fred McMULLAN		Kawasaki NINJA 300 - Orwell motorcycles Ipswich	
IDEAL LAP TIME : 1:51.252		BEST LAP TIME : 1:51.437		DIFFERENCE : 0.185			
LAP	SECTOR 1	SECTOR 2	SECTOR 3	LAP TIME	MPH	DIFF	TIME OF DAY
1 -		51.590	27.720	2:02.336	71.60	10.899	14:45:04.886
2 -	35.299	50.191	26.644	1:52.134	78.11	0.697	14:46:57.020
3 -	34.886	50.812	26.415	1:52.113 (3)	78.13	0.676	14:48:49.133
4 -	34.725	50.476	26.721	1:51.922 (2)	78.26	0.485	14:50:41.055
5 -	34.646	50.327	26.464	1:51.437 (1)	78.60		14:52:32.492

P5		47 J		Joe FARRAGHER		Kawasaki NINJA 400 - J C Utilities Ltd	
IDEAL LAP TIME : 1:51.211		BEST LAP TIME : 1:51.211		DIFFERENCE : 0.000			
LAP	SECTOR 1	SECTOR 2	SECTOR 3	LAP TIME	MPH	DIFF	TIME OF DAY
1 -		52.001	27.399	2:01.476	72.11	10.265	14:45:04.026
2 -	34.989	50.632	27.081	1:52.702	77.72	1.491	14:46:56.728
3 -	34.824	50.849	26.657	1:52.330 (3)	77.98	1.119	14:48:49.058
4 -	35.157	50.534	26.633	1:52.324 (2)	77.98	1.113	14:50:41.382
5 -	34.372	50.422	26.417	1:51.211 (1)	78.76		14:52:32.593

P6		113 J		Mikey HARDIE		Kawasaki NINJA 400 - 113 Events Ltd	
IDEAL LAP TIME : 1:51.311		BEST LAP TIME : 1:51.463		DIFFERENCE : 0.152			
LAP	SECTOR 1	SECTOR 2	SECTOR 3	LAP TIME	MPH	DIFF	TIME OF DAY
1 -		51.846	27.476	2:01.311	72.20	9.848	14:45:03.861
2 -	34.994	51.350	26.777	1:53.121	77.43	1.658	14:46:56.982
3 -	35.184	50.943	26.535	1:52.662 (3)	77.75	1.199	14:48:49.644
4 -	34.437	50.541	26.838	1:51.816 (2)	78.34	0.353	14:50:41.460
5 -	34.467	50.663	26.333	1:51.463 (1)	78.58		14:52:32.923

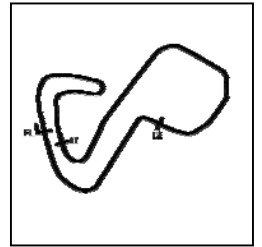
Weather / Track : Cloudy / Dry

Brands Hatch GP
Circuit Length = 2.4332 miles
Start: 14:43 Flag 14:52 End: 14:53

BMCRC - MRO Championships 2020 - Rnd 4 @ Brands Hatch GP

ACU Team Green Junior Cup & Senior 300

RACE 8 - SECTOR ANALYSIS



SECTOR 1 = FL to I1, SECTOR 2 = I1 to I2, SECTOR 3 = I2 to FL, DIFF = Difference To Personal Best Lap, P = Crossed Finish Line in Pit Lane, D = Time Disallowed

P7 177 S		Mark HARDY		Kawasaki NINJA 400 - me			
IDEAL LAP TIME : 1:51.563		BEST LAP TIME : 1:52.048		DIFFERENCE : 0.485			
LAP	SECTOR 1	SECTOR 2	SECTOR 3	LAP TIME	MPH	DIFF	TIME OF DAY
1 -		52.048	27.540	2:01.963	71.82	9.915	14:45:04.513
2 -	35.910	50.984	27.077	1:53.971	76.86	1.923	14:46:58.484
3 -	34.394	51.189	26.714	1:52.297 (2)	78.00	0.249	14:48:50.781
4 -	34.851	50.991	27.098	1:52.940 (3)	77.56	0.892	14:50:43.721
5 -	34.641	50.455	26.952	1:52.048 (1)	78.17		14:52:35.769

P8 65 S		Konrad BREESE		Kawasaki NINJA 300 - STIHL Racing			
IDEAL LAP TIME : 1:52.265		BEST LAP TIME : 1:52.293		DIFFERENCE : 0.028			
LAP	SECTOR 1	SECTOR 2	SECTOR 3	LAP TIME	MPH	DIFF	TIME OF DAY
1 -		51.752	27.349	2:02.714	71.38	10.421	14:45:05.264
2 -	35.407	51.209	26.909	1:53.525 (2)	77.16	1.232	14:46:58.789
3 -	35.128	51.521	26.914	1:53.563 (3)	77.13	1.270	14:48:52.352
4 -	36.477	51.147	27.182	1:54.806	76.30	2.513	14:50:47.158
5 -	35.156	50.348	26.789	1:52.293 (1)	78.00		14:52:39.451

P9 69 S		Danny HUSKINSON		Kawasaki NINJA 300 - art of racing			
IDEAL LAP TIME : 1:52.553		BEST LAP TIME : 1:52.800		DIFFERENCE : 0.247			
LAP	SECTOR 1	SECTOR 2	SECTOR 3	LAP TIME	MPH	DIFF	TIME OF DAY
1 -		52.109	27.835	2:02.801	71.33	10.001	14:45:05.351
2 -	35.577	51.329	27.201	1:54.107 (2)	76.76	1.307	14:46:59.458
3 -	35.158	50.558	27.084	1:52.800 (1)	77.65		14:48:52.258
4 -	36.673	51.544	26.837	1:55.054	76.13	2.254	14:50:47.312
5 -	35.516	51.292	27.718	1:54.526 (3)	76.48	1.726	14:52:41.838

P10 130 J		Owen MELLOR		Kawasaki NINJA 300 - Team Mellor Racing			
IDEAL LAP TIME : 1:53.034		BEST LAP TIME : 1:53.582		DIFFERENCE : 0.548			
LAP	SECTOR 1	SECTOR 2	SECTOR 3	LAP TIME	MPH	DIFF	TIME OF DAY
1 -		53.530	28.042	2:05.975	69.53	12.393	14:45:08.525
2 -	36.196	53.154	27.829	1:57.179	74.75	3.597	14:47:05.704
3 -	35.689	52.045	26.916	1:54.650 (3)	76.40	1.068	14:49:00.354
4 -	35.278	51.238	27.066	1:53.582 (1)	77.12		14:50:53.936
5 -	34.880	52.551	27.069	1:54.500 (2)	76.50	0.918	14:52:48.436

P11 8 S		Phil ATKINSON		Kawasaki NINJA 300 - Rose mot centre			
IDEAL LAP TIME : 1:53.517		BEST LAP TIME : 1:53.517		DIFFERENCE : 0.000			
LAP	SECTOR 1	SECTOR 2	SECTOR 3	LAP TIME	MPH	DIFF	TIME OF DAY
1 -		53.596	28.321	2:09.646	67.56	16.129	14:45:12.196
2 -	36.275	51.868	27.704	1:55.847	75.61	2.330	14:47:08.043
3 -	35.501	51.382	27.826	1:54.709 (2)	76.36	1.192	14:49:02.752
4 -	36.112	51.689	27.382	1:55.183 (3)	76.05	1.666	14:50:57.935
5 -	35.030	51.337	27.150	1:53.517 (1)	77.16		14:52:51.452

P12 77 J		Joe WHITE		Kawasaki NINJA 300 - Just In Graphics /Silverman Field			
IDEAL LAP TIME : 1:54.398		BEST LAP TIME : 1:54.398		DIFFERENCE : 0.000			
LAP	SECTOR 1	SECTOR 2	SECTOR 3	LAP TIME	MPH	DIFF	TIME OF DAY
1 -		52.808	28.886	2:06.052	69.49	11.654	14:45:08.602
2 -	36.687	53.011	27.873	1:57.571	74.50	3.173	14:47:06.173
3 -	35.904	52.678	27.807	1:56.389 (3)	75.26	1.991	14:49:02.562
4 -	35.993	52.022	27.746	1:55.761 (2)	75.67	1.363	14:50:58.323
5 -	35.158	51.685	27.555	1:54.398 (1)	76.57		14:52:52.721

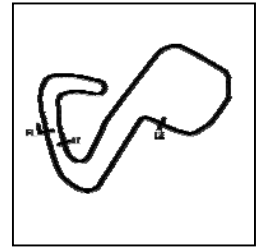
Weather / Track : Cloudy / Dry

Brands Hatch GP
Circuit Length = 2.4332 miles
Start: 14:43 Flag 14:52 End: 14:53

BMCRC - MRO Championships 2020 - Rnd 4 @ Brands Hatch GP

ACU Team Green Junior Cup & Senior 300

RACE 8 - SECTOR ANALYSIS



SECTOR 1 = FL to I1, SECTOR 2 = I1 to I2, SECTOR 3 = I2 to FL, DIFF = Difference To Personal Best Lap, P = Crossed Finish Line in Pit Lane, D = Time Disallowed

P13		0 S	Paul Le MASURIER		Kawasaki NINJA 400 - Pipework Solutions Ltd		
IDEAL LAP TIME : 1:55.730		BEST LAP TIME : 1:56.053		DIFFERENCE : 0.323			
LAP	SECTOR 1	SECTOR 2	SECTOR 3	LAP TIME	MPH	DIFF	TIME OF DAY
1 -		53.423	28.837	2:06.169	69.42	10.116	14:45:08.719
2 -	36.879	53.196	28.192	1:58.267	74.06	2.214	14:47:06.986
3 -	36.160	52.634	27.578	1:56.372 (2)	75.27	0.319	14:49:03.358
4 -	35.678	52.474	27.901	1:56.053 (1)	75.48		14:50:59.411
5 -	35.679	53.077	28.542	1:57.298 (3)	74.68	1.245	14:52:56.709

P14		88 S	David COURT		Kawasaki NINJA 300 -		
IDEAL LAP TIME : 1:55.398		BEST LAP TIME : 1:55.440		DIFFERENCE : 0.042			
LAP	SECTOR 1	SECTOR 2	SECTOR 3	LAP TIME	MPH	DIFF	TIME OF DAY
1 -		55.146	27.326	2:11.325	66.70	15.885	14:45:13.875
2 -	36.097	54.399	28.131	1:58.627	73.84	3.187	14:47:12.502
3 -	36.380	52.802	27.397	1:56.579 (2)	75.14	1.139	14:49:09.081
4 -	35.995	52.077	27.368	1:55.440 (1)	75.88		14:51:04.521
5 -	36.112	53.294	28.315	1:57.721 (3)	74.41	2.281	14:53:02.242

P15		48 S	Kevin SABBARTON		Kawasaki NINJA 300 - Karen Castle Opticians		
IDEAL LAP TIME : 1:57.437		BEST LAP TIME : 1:58.144		DIFFERENCE : 0.707			
LAP	SECTOR 1	SECTOR 2	SECTOR 3	LAP TIME	MPH	DIFF	TIME OF DAY
1 -		54.804	28.553	2:11.337	66.69	13.193	14:45:13.887
2 -	37.933	54.575	28.565	2:01.073 (3)	72.35	2.929	14:47:14.960
3 -	36.682	53.053	28.409	1:58.144 (1)	74.14		14:49:13.104
4 -	38.830	54.253	28.111	2:01.194	72.27	3.050	14:51:14.298
5 -	36.273	53.841	28.238	1:58.352 (2)	74.01	0.208	14:53:12.650

P16		221 J	Lewis LAKEY		Kawasaki NINJA 300 -		
IDEAL LAP TIME : 1:59.589		BEST LAP TIME : 2:00.094		DIFFERENCE : 0.505			
LAP	SECTOR 1	SECTOR 2	SECTOR 3	LAP TIME	MPH	DIFF	TIME OF DAY
1 -		55.187	28.609	2:09.304	67.74	9.210	14:45:11.854
2 -	37.421	54.569	28.467	2:00.457 (3)	72.72	0.363	14:47:12.311
3 -	37.835	54.072	28.187	2:00.094 (1)	72.94		14:49:12.405
4 -	37.593	54.607	28.378	2:00.578	72.64	0.484	14:51:12.983
5 -	37.790	53.981	28.363	2:00.134 (2)	72.91	0.040	14:53:13.117

P17		66 S	Mark SMITH		Kawasaki NINJA 300 - MHP EXHAUST'S		
IDEAL LAP TIME : 1:58.190		BEST LAP TIME : 1:58.554		DIFFERENCE : 0.364			
LAP	SECTOR 1	SECTOR 2	SECTOR 3	LAP TIME	MPH	DIFF	TIME OF DAY
1 -		55.783	28.903	2:11.163	66.78	12.609	14:45:13.713
2 -	36.974	54.882	29.149	2:01.005	72.39	2.451	14:47:14.718
3 -	37.130	53.383	28.041	1:58.554 (1)	73.88		14:49:13.272
4 -	38.276	54.428	28.010	2:00.714 (3)	72.56	2.160	14:51:13.986
5 -	37.279	54.178	27.833	1:59.290 (2)	73.43	0.736	14:53:13.276

P18		40 S	Tom SPALDING		Kawasaki NINJA 300 - Orion Mis Ltd		
IDEAL LAP TIME : 1:58.857		BEST LAP TIME : 1:58.857		DIFFERENCE : 0.000			
LAP	SECTOR 1	SECTOR 2	SECTOR 3	LAP TIME	MPH	DIFF	TIME OF DAY
1 -		55.815	29.019	2:10.040	67.36	11.183	14:45:12.590
2 -	37.426	54.418	28.976	2:00.820 (2)	72.50	1.963	14:47:13.410
3 -	37.261	54.862	28.700	2:00.823 (3)	72.50	1.966	14:49:14.233
4 -	37.722	54.653	28.468	2:00.843	72.48	1.986	14:51:15.076
5 -	36.452	54.228	28.177	1:58.857 (1)	73.70		14:53:13.933

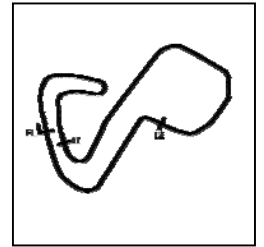
Weather / Track : Cloudy / Dry

Brands Hatch GP
Circuit Length = 2.4332 miles
Start: 14:43 Flag 14:52 End: 14:53

BMCRC - MRO Championships 2020 - Rnd 4 @ Brands Hatch GP

ACU Team Green Junior Cup & Senior 300

RACE 8 - SECTOR ANALYSIS



SECTOR 1 = FL to I1, SECTOR 2 = I1 to I2, SECTOR 3 = I2 to FL, DIFF = Difference To Personal Best Lap, P = Crossed Finish Line in Pit Lane, D = Time Disallowed

P19 70 S		Justin WHITE		Kawasaki NINJA 300 - Just In Graphics			
IDEAL LAP TIME : 1:58.449		BEST LAP TIME : 1:58.449		DIFFERENCE : 0.000			
LAP	SECTOR 1	SECTOR 2	SECTOR 3	LAP TIME	MPH	DIFF	TIME OF DAY
1 -		54.283	29.001	2:11.299	66.71	12.850	14:45:13.849
2 -	37.262	54.529	28.989	2:00.780 (3)	72.52	2.331	14:47:14.629
3 -	36.658	53.616	28.325	1:58.599 (2)	73.86	0.150	14:49:13.228
4 -	38.928	54.723	28.927	2:02.578	71.46	4.129	14:51:15.806
5 -	36.625	53.505	28.319	1:58.449 (1)	73.95		14:53:14.255

P20 99 S		Bob COUCHMAN		Kawasaki NINJA 300 - Pinky Janey			
IDEAL LAP TIME : 1:58.669		BEST LAP TIME : 1:59.682		DIFFERENCE : 1.013			
LAP	SECTOR 1	SECTOR 2	SECTOR 3	LAP TIME	MPH	DIFF	TIME OF DAY
1 -		56.434	28.356	2:11.631	66.54	11.949	14:45:14.181
2 -	37.602	55.046	28.416	2:01.064 (3)	72.35	1.382	14:47:15.245
3 -	37.839	53.891	27.952	1:59.682 (1)	73.19		14:49:14.927
4 -	37.770	54.208	29.121	2:01.099	72.33	1.417	14:51:16.026
5 -	36.826	54.566	28.382	1:59.774 (2)	73.13	0.092	14:53:15.800

P21 777 P12		Maximus HARDY		Kawasaki NINJA 400 - DAD			
IDEAL LAP TIME : 1:59.021		BEST LAP TIME : 1:59.479		DIFFERENCE : 0.458			
LAP	SECTOR 1	SECTOR 2	SECTOR 3	LAP TIME	MPH	DIFF	TIME OF DAY
1 -		56.006	29.269	2:10.625	67.06	11.146	14:45:13.175
2 -	37.129	55.725	29.163	2:02.017	71.79	2.538	14:47:15.192
3 -	37.160	53.667	28.652	1:59.479 (1)	73.31		14:49:14.671
4 -	37.251	55.279	29.183	2:01.713 (3)	71.97	2.234	14:51:16.384
5 -	36.702	54.494	29.041	2:00.237 (2)	72.85	0.758	14:53:16.621

P22 27 S		Stephen LANE		Kawasaki NINJA 300 -			
IDEAL LAP TIME : 1:57.630		BEST LAP TIME : 1:58.168		DIFFERENCE : 0.538			
LAP	SECTOR 1	SECTOR 2	SECTOR 3	LAP TIME	MPH	DIFF	TIME OF DAY
1 -		57.642	28.893	2:14.966	64.90	16.798	14:45:17.516
2 -	37.613	54.171	27.998	1:59.782 (3)	73.13	1.614	14:47:17.298
3 -	36.716	53.416	28.036	1:58.168 (1)	74.13		14:49:15.466
4 -	41.875	53.827	28.489	2:04.191	70.53	6.023	14:51:19.657
5 -	36.216	54.254	28.472	1:58.942 (2)	73.64	0.774	14:53:18.599

P23 39 S		Peter PARAPANOS		Kawasaki NINJA 300 - Double P Racing			
IDEAL LAP TIME : 2:02.498		BEST LAP TIME : 2:03.095		DIFFERENCE : 0.597			
LAP	SECTOR 1	SECTOR 2	SECTOR 3	LAP TIME	MPH	DIFF	TIME OF DAY
1 -		57.679	28.846	2:14.223	65.26	11.128	14:45:16.773
2 -	38.769	55.742	28.899	2:03.410 (3)	70.98	0.315	14:47:20.183
3 -	38.581	55.963	28.599	2:03.143 (2)	71.13	0.048	14:49:23.326
4 -	38.157	55.992	28.946	2:03.095 (1)	71.16		14:51:26.421
5 -	38.480	56.494	29.155	2:04.129	70.57	1.034	14:53:30.550

P24 131 J		Dylan MELLOR		Kawasaki NINJA 300 - Team Mellor Racing			
IDEAL LAP TIME : 2:02.478		BEST LAP TIME : 2:02.972		DIFFERENCE : 0.494			
LAP	SECTOR 1	SECTOR 2	SECTOR 3	LAP TIME	MPH	DIFF	TIME OF DAY
1 -		58.011	28.735	2:16.214	64.30	13.242	14:45:18.764
2 -	39.189	56.161	29.434	2:04.784	70.20	1.812	14:47:23.548
3 -	37.838	56.403	28.960	2:03.201 (3)	71.10	0.229	14:49:26.749
4 -	37.728	56.353	28.891	2:02.972 (1)	71.23		14:51:29.721
5 -	37.582	56.204	29.354	2:03.140 (2)	71.13	0.168	14:53:32.861

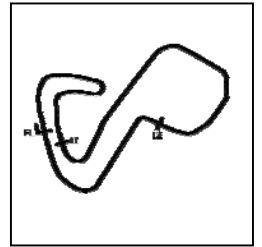
Weather / Track : Cloudy / Dry

Brands Hatch GP
Circuit Length = 2.4332 miles
Start: 14:43 Flag 14:52 End: 14:53

BMCRC - MRO Championships 2020 - Rnd 4 @ Brands Hatch GP

ACU Team Green Junior Cup & Senior 300

RACE 8 - SECTOR ANALYSIS



SECTOR 1 = FL to I1, SECTOR 2 = I1 to I2, SECTOR 3 = I2 to FL, DIFF = Difference To Personal Best Lap, P = Crossed Finish Line in Pit Lane, D = Time Disallowed

P25 34 J		Oliver ARBON		Kawasaki NINJA 300 - tt plumbing and heating			
IDEAL LAP TIME : 2:02.016		BEST LAP TIME : 2:02.437		DIFFERENCE : 0.421			
LAP	SECTOR 1	SECTOR 2	SECTOR 3	LAP TIME	MPH	DIFF	TIME OF DAY
1 -		57.700	30.010	2:15.943	64.43	13.506	14:45:18.493
2 -	39.151	57.387	28.993	2:05.531	69.78	3.094	14:47:24.024
3 -	39.954	56.154	28.892	2:05.000 (3)	70.07	2.563	14:49:29.024
4 -	38.228	56.248	29.139	2:03.615 (2)	70.86	1.178	14:51:32.639
5 -	37.692	55.432	29.313	2:02.437 (1)	71.54		14:53:35.076

P26 97 J		Ben PLATT		Kawasaki NINJA 400 - adsss ltd			
IDEAL LAP TIME : 2:02.054		BEST LAP TIME : 2:02.548		DIFFERENCE : 0.494			
LAP	SECTOR 1	SECTOR 2	SECTOR 3	LAP TIME	MPH	DIFF	TIME OF DAY
1 -		57.204	29.125	2:17.319	63.79	14.771	14:45:19.869
2 -	38.643	57.728	28.376	2:04.747 (3)	70.22	2.199	14:47:24.616
3 -	39.362	56.962	28.754	2:05.078	70.03	2.530	14:49:29.694
4 -	38.060	55.618	28.870	2:02.548 (1)	71.48		14:51:32.242
5 -	38.792	56.027	29.041	2:03.860 (2)	70.72	1.312	14:53:36.102

P27 60 P12		Lennon DOCHERTY		Kawasaki NINJA 300 - Doc Fit Training			
IDEAL LAP TIME : 2:02.186		BEST LAP TIME : 2:02.186		DIFFERENCE : 0.000			
LAP	SECTOR 1	SECTOR 2	SECTOR 3	LAP TIME	MPH	DIFF	TIME OF DAY
1 -		57.734	29.603	2:16.500	64.17	14.314	14:45:19.050
2 -	38.780	57.955	29.134	2:05.869	69.59	3.683	14:47:24.919
3 -	38.493	57.136	29.398	2:05.027 (3)	70.06	2.841	14:49:29.946
4 -	38.287	57.018	29.050	2:04.355 (2)	70.44	2.169	14:51:34.301
5 -	37.587	55.899	28.700	2:02.186 (1)	71.69		14:53:36.487

P28 400 S		Stuart THURTLÉ		Kawasaki NINJA 400 - TeamTortoise Racing			
IDEAL LAP TIME : 2:02.247		BEST LAP TIME : 2:02.247		DIFFERENCE : 0.000			
LAP	SECTOR 1	SECTOR 2	SECTOR 3	LAP TIME	MPH	DIFF	TIME OF DAY
1 -		57.595	29.112	2:16.861	64.00	14.614	14:45:19.411
2 -	39.817	57.262	29.250	2:06.329	69.34	4.082	14:47:25.740
3 -	39.530	55.976	29.241	2:04.747 (3)	70.22	2.500	14:49:30.487
4 -	38.667	56.451	28.844	2:03.962 (2)	70.66	1.715	14:51:34.449
5 -	38.273	55.506	28.468	2:02.247 (1)	71.65		14:53:36.696

P29 18 J		George HIGGINS		Kawasaki NINJA 300 - Aztec Racing			
IDEAL LAP TIME : 2:04.399		BEST LAP TIME : 2:04.441		DIFFERENCE : 0.042			
LAP	SECTOR 1	SECTOR 2	SECTOR 3	LAP TIME	MPH	DIFF	TIME OF DAY
1 -		59.173	30.392	2:19.250	62.90	14.809	14:45:21.800
2 -	38.794	57.252	29.672	2:05.718 (3)	69.67	1.277	14:47:27.518
3 -	38.179	56.775	29.487	2:04.441 (1)	70.39		14:49:31.959
4 -	38.137	57.235	29.788	2:05.160 (2)	69.98	0.719	14:51:37.119
5 -	38.745	59.204	30.136	2:08.085	68.39	3.644	14:53:45.204

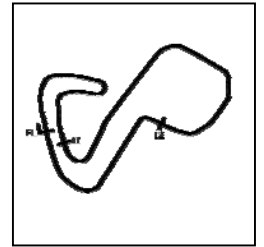
P30 81 P12		Keo WALKER		Kawasaki NINJA 300 - Martin Wight Electrical			
IDEAL LAP TIME : 2:06.867		BEST LAP TIME : 2:06.894		DIFFERENCE : 0.027			
LAP	SECTOR 1	SECTOR 2	SECTOR 3	LAP TIME	MPH	DIFF	TIME OF DAY
1 -		59.021	30.360	2:20.001	62.56	13.107	14:45:22.551
2 -	39.186	58.206	30.219	2:07.611 (3)	68.64	0.717	14:47:30.162
3 -	39.289	58.981	30.417	2:08.687	68.07	1.793	14:49:38.849
4 -	38.785	58.398	30.210	2:07.393 (2)	68.76	0.499	14:51:46.242
5 -	38.462	58.195	30.237	2:06.894 (1)	69.03		14:53:53.136

Weather / Track : Cloudy / Dry

BMCRC - MRO Championships 2020 - Rnd 4 @ Brands Hatch GP

ACU Team Green Junior Cup & Senior 300

RACE 8 - SECTOR ANALYSIS



SECTOR 1 = FL to I1, SECTOR 2 = I1 to I2, SECTOR 3 = I2 to FL, DIFF = Difference To Personal Best Lap, P = Crossed Finish Line in Pit Lane, D = Time Disallowed

P31 17 J Charlotte MARCUZZO		Kawasaki NINJA 300 - Mack Solutions					
IDEAL LAP TIME : 1:51.703		BEST LAP TIME : 1:52.340		DIFFERENCE : 0.637			
LAP	SECTOR 1	SECTOR 2	SECTOR 3	LAP TIME	MPH	DIFF	TIME OF DAY
1 -		52.129	27.969	2:01.844	71.89	9.504	14:45:04.394
2 -	35.438	51.084	27.443	1:53.965 (3)	76.86	1.625	14:46:58.359
3 -	35.223	50.772	26.703	1:52.698 (2)	77.72	0.358	14:48:51.057
4 -	34.946	50.366	27.028	1:52.340 (1)	77.97		14:50:43.397

P32 12 J Cameron CARR		Kawasaki NINJA 300 -					
IDEAL LAP TIME : 2:12.560		BEST LAP TIME : 2:14.669		DIFFERENCE : 2.109			
LAP	SECTOR 1	SECTOR 2	SECTOR 3	LAP TIME	MPH	DIFF	TIME OF DAY
1 -		59.907	31.502	2:23.027	61.24	8.358	14:45:25.577
2 -	41.832	1:01.007	31.830	2:14.669 (1)	65.04		14:47:40.246

BMCRC - MRO Championships 2020 - Rnd 4 @ Brands Hatch GP

ACU Team Green Junior Cup & Senior 300

RACE 8 - BEST SECTORS

SECTOR 1			SECTOR 2			SECTOR 3			IDEAL / BEST COMPARISON						
POS	NO	NAME	TIME	NO	NAME	TIME	NO	NAME	TIME	POS	NO	NAME	IDEAL	BEST	DIFF
													PERFECT LAP	1:49.149	
1	196	KIRSCH	34.187	2	THOMAS	48.964	196	KIRSCH	25.998	1	2	THOMAS	1:49.392	1:49.637	0.245
2	55	DESSOY	34.285	55	DESSOY	49.547	2	THOMAS	26.061	2	196	KIRSCH	1:49.813	1:50.374	0.561
3	2	THOMAS	34.367	196	KIRSCH	49.628	55	DESSOY	26.240	3	55	DESSOY	1:50.072	1:50.347	0.275
4	47	FARRAGHER	34.372	50	McMULLAN	50.191	113	HARDIE	26.333	4	47	FARRAGHER	1:51.211	1:51.211	0.000
5	177	HARDY	34.394	65	BREESE	50.348	50	McMULLAN	26.415	5	50	McMULLAN	1:51.252	1:51.437	0.185
6	113	HARDIE	34.437	17	MARCUZZO	50.366	47	FARRAGHER	26.417	6	113	HARDIE	1:51.311	1:51.463	0.152
7	17	MARCUZZO	34.634	47	FARRAGHER	50.422	17	MARCUZZO	26.703	7	177	HARDY	1:51.563	1:52.048	0.485
8	50	McMULLAN	34.646	177	HARDY	50.455	177	HARDY	26.714	8	17	MARCUZZO	1:51.703	1:52.340	0.637
9	130	MELLOR	34.880	113	HARDIE	50.541	65	BREESE	26.789	9	65	BREESE	1:52.265	1:52.293	0.028
10	8	ATKINSON	35.030	69	HUSKINSON	50.558	69	HUSKINSON	26.837	10	69	HUSKINSON	1:52.553	1:52.800	0.247
11	65	BREESE	35.128	130	MELLOR	51.238	130	MELLOR	26.916	11	130	MELLOR	1:53.034	1:53.582	0.548
12	69	HUSKINSON	35.158	8	ATKINSON	51.337	8	ATKINSON	27.150	12	8	ATKINSON	1:53.517	1:53.517	0.000
13	77	WHITE	35.158	77	WHITE	51.685	88	COURT	27.326	13	77	WHITE	1:54.398	1:54.398	0.000
14	0	MASURIER	35.678	88	COURT	52.077	77	WHITE	27.555	14	88	COURT	1:55.398	1:55.440	0.042
15	88	COURT	35.995	0	MASURIER	52.474	0	MASURIER	27.578	15	0	MASURIER	1:55.730	1:56.053	0.323
16	27	LANE	36.216	48	SABBARTON	53.053	66	SMITH	27.833	16	48	SABBARTON	1:57.437	1:58.144	0.707
17	48	SABBARTON	36.273	66	SMITH	53.383	99	COUCHMAN	27.952	17	27	LANE	1:57.630	1:58.168	0.538
18	40	SPALDING	36.452	27	LANE	53.416	27	LANE	27.998	18	66	SMITH	1:58.190	1:58.554	0.364
19	70	WHITE	36.625	70	WHITE	53.505	48	SABBARTON	28.111	19	70	WHITE	1:58.449	1:58.449	0.000
20	777	HARDY	36.702	777	HARDY	53.667	40	SPALDING	28.177	20	99	COUCHMAN	1:58.669	1:59.682	1.013
21	99	COUCHMAN	36.826	99	COUCHMAN	53.891	221	LAKEY	28.187	21	40	SPALDING	1:58.857	1:58.857	0.000
22	66	SMITH	36.974	221	LAKEY	53.981	70	WHITE	28.319	22	777	HARDY	1:59.021	1:59.479	0.458
23	221	LAKEY	37.421	40	SPALDING	54.228	97	PLATT	28.376	23	221	LAKEY	1:59.589	2:00.094	0.505
24	131	MELLOR	37.582	34	ARBON	55.432	400	THURTLER	28.468	24	34	ARBON	2:02.016	2:02.437	0.421
25	60	DOCHERTY	37.587	400	THURTLER	55.506	39	PARAPANOS	28.599	25	97	PLATT	2:02.054	2:02.548	0.494
26	34	ARBON	37.692	97	PLATT	55.618	777	HARDY	28.652	26	60	DOCHERTY	2:02.186	2:02.186	0.000
27	97	PLATT	38.060	39	PARAPANOS	55.742	60	DOCHERTY	28.700	27	400	THURTLER	2:02.247	2:02.247	0.000
28	18	HIGGINS	38.137	60	DOCHERTY	55.899	131	MELLOR	28.735	28	131	MELLOR	2:02.478	2:02.972	0.494
29	39	PARAPANOS	38.157	131	MELLOR	56.161	34	ARBON	28.892	29	39	PARAPANOS	2:02.498	2:03.095	0.597
30	400	THURTLER	38.273	18	HIGGINS	56.775	18	HIGGINS	29.487	30	18	HIGGINS	2:04.399	2:04.441	0.042
31	81	WALKER	38.462	81	WALKER	58.195	81	WALKER	30.210	31	81	WALKER	2:06.867	2:06.894	0.027
32	12	CARR	41.151	12	CARR	59.907	12	CARR	31.502	32	12	CARR	2:12.560	2:14.669	2.109

33

BMCRC - MRO Championships 2020 - Rnd 4 @ Brands Hatch GP

ACU Team Green Junior Cup & Senior 300

RACE 8 - STATISTICS

Competitors Started 32
Planned Start 2020-10-03 @ 14:20:00.000
Actual Start 2020-10-03 @ 14:43:02.549
Finish Time 2020-10-03 @ 14:52:19.573
Track Length 2.4332mi.
Total Laps 156
Total Distance Covered 379.5931mi.

Session Fastest Lap History

NO	CL	NAME	LAP TIME	TIME OF DAY	LAP	VEHICLE
2	S	Joe THOMAS	1:50.627	14:46:50.620	2	Kawasaki NINJA 400
2	S	Joe THOMAS	1:49.687	14:48:40.308	3	Kawasaki NINJA 400
2	S	Joe THOMAS	1:49.640	14:50:29.947	4	Kawasaki NINJA 400
2	S	Joe THOMAS	1:49.637	14:52:19.584	5	Kawasaki NINJA 400

Session Leader History

NO	CL	NAME	FROM LAP	LAPS LED	DISTANCE	VEHICLE
2	S	Joe THOMAS	1	5	12.16 miles	Kawasaki NINJA 400

Flag History

TYPE	TIME OF DAY
GREEN	14:43:02.549
FINISH	14:52:19.573

Flag Statistics

TYPE	COUNT	TOTAL LAPS	TOTAL TIME
Green	1	5	10:56.183
Red	0	0	0.000
Safety Car	0	0	0.000
FCY	0	0	0.000

BMCRC - MRO Championships 2020 - Rnd 4 @ Brands Hatch GP

ACU Team Green Junior Cup & Senior 300

RACE 8 - STATISTICS

CLASS : J

14 Starters

Fastest Lap History

NO	NAME	LAP TIME	TIME OF DAY	LAP	VEHICLE
196	Jack KIRSCH	1:51.822	14:46:53.321	2	Kawasaki NINJA 400
196	Jack KIRSCH	1:50.644	14:48:43.962	3	Kawasaki NINJA 400
55	Harrison DESSOY	1:50.593	14:48:43.970	3	Kawasaki NINJA 400
55	Harrison DESSOY	1:50.347	14:50:34.328	4	Kawasaki NINJA 400

Leader History

NO	NAME	FROM LAP	LAPS LED	DISTANCE	VEHICLE
55	Harrison DESSOY	1	1	2.43 miles	Kawasaki NINJA 400
196	Jack KIRSCH	2	2	4.86 miles	Kawasaki NINJA 400
55	Harrison DESSOY	4	2	4.86 miles	Kawasaki NINJA 400

BMCRC - MRO Championships 2020 - Rnd 4 @ Brands Hatch GP

ACU Team Green Junior Cup & Senior 300

RACE 8 - STATISTICS

CLASS : S

15 Starters

Fastest Lap History

NO	NAME	LAP TIME	TIME OF DAY	LAP	VEHICLE
2	Joe THOMAS	1:50.627	14:46:50.620	2	Kawasaki NINJA 400
2	Joe THOMAS	1:49.687	14:48:40.308	3	Kawasaki NINJA 400
2	Joe THOMAS	1:49.640	14:50:29.947	4	Kawasaki NINJA 400
2	Joe THOMAS	1:49.637	14:52:19.584	5	Kawasaki NINJA 400

Leader History

NO	NAME	FROM LAP	LAPS LED	DISTANCE	VEHICLE
2	Joe THOMAS	1	5	12.16 miles	Kawasaki NINJA 400

BMCRC - MRO Championships 2020 - Rnd 4 @ Brands Hatch GP

ACU Team Green Junior Cup & Senior 300

RACE 8 - STATISTICS

CLASS : P12

3 Starters

Fastest Lap History

NO	NAME	LAP TIME	TIME OF DAY	LAP	VEHICLE
777	Maximus HARDY	2:02.017	14:47:15.212	2	Kawasaki NINJA 400
777	Maximus HARDY	1:59.479	14:49:14.693	3	Kawasaki NINJA 400

Leader History

NO	NAME	FROM LAP	LAPS LED	DISTANCE	VEHICLE
777	Maximus HARDY	1	5	12.16 miles	Kawasaki NINJA 400

BMCRC - MRO Championships 2020 - Rnd 4 @ Brands Hatch GP



ACU Team Green Junior Cup & Senior 300

RACE 18 - GRID (5 Laps)



ROW 12	36		35		34	96 Giovanni BELIOSSI
ROW 11		33	57 Richard BUCKHAM	32	12 Cameron CARR	31 81 Keo WALKER
ROW 10		30	18 George HIGGINS	29	39 Peter PARAPANOS	28 131 Dylan MELLOR
ROW 9		27	97 Ben PLATT	26	34 Oliver ARBON	25 400 Stuart THURTLÉ
ROW 8		24	60 Lennon DOCHERTY	23	221 Lewis LAKEY	22 99 Bob COUCHMAN
ROW 7		21	777 Maximus HARDY	20	40 Tom SPALDING	19 66 Mark SMITH
ROW 6		18	70 Justin WHITE	17	27 Stephen LANE	16 48 Kevin SABBARTON
ROW 5		15	0 Paul Le MASURIER	14	88 David COURT	13 77 Joe WHITE
ROW 4		12	130 Owen MELLOR	11	8 Phil ATKINSON	10 69 Danny HUSKINSON
ROW 3		9	17 Charlotte MARCUZZO	8	65 Konrad BREESE	7 177 Mark HARDY
ROW 2		6	113 Mikey HARDIE	5	50 Fred McMULLAN	4 47 Joe FARRAGHER
ROW 1		3	196 Jack KIRSCH	2	55 Harrison DESSOY	1 2 Joe THOMAS

Pole

Brands Hatch GP
Circuit Length = 2.4332 miles

These results are provisional until the conclusion of any judicial and technical matters.

Clerk Of Course :	Steward :	Timekeeper :
-------------------	-----------	--------------

Results can be found at www.tsl-timing.com

Printed - 14:56 Saturday, 03 October 2020



BMCRC - MRO Championships 2020 - Rnd 4 @ Brands Hatch GP



ACU Team Green Junior Cup & Senior 300

RACE 18 - CLASSIFICATION

Kawasaki

POS	NO	CL	PIC NAME	ENTRY	LAPS	TIME	GAP	DIFF	MPH	BEST	ON
1	2	S	1 Joe THOMAS	Kawasaki NINJA 400 - 3D Racing	5	9:26.229			77.35	1:50.058	5
2	55	J	1 Harrison DESSOY	Kawasaki NINJA 400 - Eastern Garage Racing	5	9:26.880	0.651	0.651	77.26	1:50.753	5
3	196	J	2 Jack KIRSCH	Kawasaki NINJA 400 -	5	9:27.116	0.887	0.236	77.23	1:50.149	5
4	50	J	3 Fred McMULLAN	Kawasaki NINJA 300 - Orwell motorcycles Ipswich	5	9:27.677	1.448	0.561	77.15	1:50.528	4
5	47	J	4 Joe FARRAGHER	Kawasaki NINJA 400 - J C Utilities Ltd	5	9:34.162	7.933	6.485	76.28	1:51.885	3
6	113	J	5 Mikey HARDIE	Kawasaki NINJA 400 - 113 Events Ltd	5	9:40.721	14.492	6.559	75.42	1:53.670	3
7	17	J	6 Charlotte MARCUZZO	Kawasaki NINJA 300 - Mack Solutions	5	9:42.748	16.519	2.027	75.15	1:54.605	5
8	177	S	2 Mark HARDY	Kawasaki NINJA 400 - me	5	9:43.247	17.018	0.499	75.09	1:54.314	4
9	65	S	3 Konrad BREESE	Kawasaki NINJA 300 - STIHL Racing	5	9:49.585	23.356	6.338	74.28	1:55.482	5
10	130	J	7 Owen MELLOR	Kawasaki NINJA 300 - Team Mellor Racing	5	9:58.472	32.243	8.887	73.18	1:56.144	3
11	69	S	4 Danny HUSKINSON	Kawasaki NINJA 300 - art of racing	5	10:04.122	37.893	5.650	72.50	1:58.003	4
12	48	S	5 Kevin SABBARTON	Kawasaki NINJA 300 - Karen Castle Opticians	5	10:05.484	39.255	1.362	72.33	1:57.448	4
13	8	S	6 Phil ATKINSON	Kawasaki NINJA 300 - Rose mot centre	5	10:05.534	39.305	0.050	72.33	1:58.511	3
14	88	S	7 David COURT	Kawasaki NINJA 300 -	5	10:05.673	39.444	0.139	72.31	1:58.088	2
15	40	S	8 Tom SPALDING	Kawasaki NINJA 300 - Orion Mis Ltd	5	10:08.033	41.804	2.360	72.03	1:58.349	4
16	0	S	9 Paul Le MASURIER	Kawasaki NINJA 400 - Pipework Solutions Ltd	5	10:12.332	46.103	4.299	71.52	1:59.222	5
17	131	J	8 Dylan MELLOR	Kawasaki NINJA 300 - Team Mellor Racing	5	10:14.315	48.086	1.983	71.29	1:57.861	5
18	70	S	10 Justin WHITE	Kawasaki NINJA 300 - Just In Graphics	5	10:16.178	49.949	1.863	71.08	2:00.514	4
19	99	S	11 Bob COUCHMAN	Kawasaki NINJA 300 - Pinky Janey	5	10:17.607	51.378	1.429	70.91	1:59.979	5
20	27	S	12 Stephen LANE	Kawasaki NINJA 300 -	5	10:19.258	53.029	1.651	70.72	1:59.844	4
21	66	S	13 Mark SMITH	Kawasaki NINJA 300 - MHP EXHAUST S	5	10:19.644	53.415	0.386	70.68	2:00.539	3
22	777	P12	1 Maximus HARDY	Kawasaki NINJA 400 - DAD	5	10:20.529	54.300	0.885	70.58	2:00.399	5
23	221	J	9 Lewis LAKEY	Kawasaki NINJA 300 -	5	10:26.347	1:00.118	5.818	69.92	1:59.984	5
24	34	J	10 Oliver ARBON	Kawasaki NINJA 300 - tt plumbing and heating	5	10:27.762	1:01.533	1.415	69.77	1:59.555	5
25	39	S	14 Peter PARAPANOS	Kawasaki NINJA 300 - Double P Racing	5	10:30.344	1:04.115	2.582	69.48	2:01.024	5
26	97	J	11 Ben PLATT	Kawasaki NINJA 400 - adss ltd	5	10:32.140	1:05.911	1.796	69.28	2:02.432	5
27	60	P12	2 Lennon DOCHERTY	Kawasaki NINJA 300 - Doc Fit Training	5	10:32.267	1:06.038	0.127	69.27	2:02.272	5
28	81	P12	3 Keo WALKER	Kawasaki NINJA 300 - Martin Wight Elecrical	5	10:36.922	1:10.693	4.655	68.76	2:03.486	4
29	400	S	15 Stuart THURTLIE	Kawasaki NINJA 400 - TeamTortoise Racing	5	10:43.704	1:17.475	6.782	68.04	2:05.530	3
30	12	J	12 Cameron CARR	Kawasaki NINJA 300 -	5	11:09.843	1:43.614	26.139	65.38	2:09.983	5
31	18	J	13 George HIGGINS	Kawasaki NINJA 300 - Aztec Racing	5	11:09.977	1:43.748	0.134	65.37	2:09.889	5

NOT CLASSIFIED

DNF	77	J	Joe WHITE	Kawasaki NINJA 300 - Just In Graphics /Silverman I	0
-----	----	---	-----------	--	---

FASTEST LAP

2	S	Joe THOMAS	Kawasaki NINJA 400 - 3D Racing	5	1:50.058	79.59 mph	128.09 kph
196	J	Jack KIRSCH	Kawasaki NINJA 400 -	5	1:50.149	79.52 mph	127.98 kph
777	P12	Maximus HARDY	Kawasaki NINJA 400 - DAD	5	2:00.399	72.75 mph	117.09 kph

Class S - 92.5% of Race Speed = 71.54 mph

Class J - 92.5% of Race Speed = 71.46 mph

Class P12 - 92.5% of Race Speed = 65.28 mph

Brands Hatch GP

Circuit Length = 2.4332 miles

Start: 18:13 Flag 18:22 End: 18:24

Weather / Track : Cloudy / Dry

These results are provisional until the conclusion of any judicial and technical matters.

Clerk Of Course :	Steward :	Timekeeper :
-------------------	-----------	--------------

Results can be found at www.tsl-timing.com

Printed - 18:24 Saturday, 03 October 2020



BMCRC - MRO Championships 2020 - Rnd 4 @ Brands Hatch GP

ACU Team Green Junior Cup & Senior 300

RACE 18 - LAP CHART

LAP 1 @ 18:15:32.294		
NO	BEHIND	LAP TIME

2		2:00.041
55	0.098	2:00.139
196	0.114	2:00.155
47	2.193	2:02.234
17	3.371	2:03.412
50	3.462	2:03.503
113	3.466	2:03.507
177	4.069	2:04.110
65	4.352	2:04.393
130	6.333	2:06.374
69	6.647	2:06.688
8	8.917	2:08.958
88	10.582	2:10.623
0	11.897	2:11.938
48	12.168	2:12.209
40	12.259	2:12.300
66	12.361	2:12.402
70	12.446	2:12.487
27	12.913	2:12.954
99	13.114	2:13.155
777	13.483	2:13.524
131	13.992	2:14.033
400	15.598	2:15.639
60	16.586	2:16.627
34	16.770	2:16.811
39	17.344	2:17.385
97	17.429	2:17.470
221	18.520	2:18.561
81	18.975	2:19.016
12	23.802	2:23.843
18	24.215	2:24.256

LAP 2 @ 18:17:25.222		
NO	BEHIND	LAP TIME

196		1:52.814
2	0.010	1:52.938
55	0.382	1:53.212
50	2.814	1:52.280
47	3.239	1:53.974
113	4.230	1:53.692
17	5.841	1:55.398
177	6.350	1:55.209
65	8.132	1:56.708
130	9.758	1:56.353
69	12.923	1:59.204
8	15.595	1:59.606
88	15.742	1:58.088
48	18.421	1:59.181
40	19.149	1:59.818
70	20.211	2:00.693
0	20.327	2:01.358
66	22.934	2:03.501
131	23.211	2:02.147
99	23.335	2:03.149
27	23.964	2:03.979
777	24.627	2:04.072
34	29.098	2:05.256
39	29.348	2:04.932
221	30.120	2:04.528
60	30.219	2:06.561
97	31.057	2:06.556
400	31.251	2:08.581

81	32.310	2:06.263
18	45.361	2:14.074
12	45.374	2:14.500

LAP 3 @ 18:19:16.295		
NO	BEHIND	LAP TIME

2		1:51.063
55	1.133	1:51.824
196	1.275	1:52.348
50	2.326	1:50.585
47	4.051	1:51.885
113	6.827	1:53.670
17	9.467	1:54.699
177	10.048	1:54.771
65	13.292	1:56.233
130	14.829	1:56.144
69	22.936	2:01.086
8	23.033	1:58.511
88	23.369	1:58.700
48	26.000	1:58.652
40	26.599	1:58.523
0	29.320	2:00.066
70	29.708	2:00.570
66	32.400	2:00.539
131	32.508	2:00.370
99	33.287	2:01.025
27	34.369	2:01.478
777	34.920	2:01.366
221	41.463	2:02.416
39	41.727	2:03.452
34	42.495	2:04.470
97	43.209	2:03.225
60	43.335	2:04.189
81	45.161	2:03.924
400	45.708	2:05.530
12	1:04.999	2:10.698
18	1:05.201	2:10.913

LAP 4 @ 18:21:08.380		
NO	BEHIND	LAP TIME

55		1:50.952
2	0.044	1:52.129
50	0.769	1:50.528
196	0.840	1:51.650
47	4.312	1:52.346
113	9.340	1:54.598
17	12.016	1:54.634
177	12.277	1:54.314
65	17.976	1:56.769
130	20.681	1:57.937
69	28.854	1:58.003
8	30.640	1:59.692
88	30.902	1:59.618
48	31.363	1:57.448
40	32.863	1:58.349
0	36.983	1:59.748
70	38.137	2:00.514
131	40.327	1:59.904
66	40.955	2:00.640
99	41.501	2:00.299
27	42.128	1:59.844
777	44.003	2:01.168
221	50.236	2:00.858
34	52.080	2:01.670

39	53.193	2:03.551
97	53.581	2:02.457
60	53.868	2:02.618
81	56.562	2:03.486
400	59.614	2:05.991
12	1:23.733	2:10.819
18	1:23.961	2:10.845

LAP 5 @ 18:22:58.482		
NO	BEHIND	LAP TIME

2		1:50.058
55	0.651	1:50.753
196	0.887	1:50.149
50	1.448	1:50.781
47	7.933	1:53.723
113	14.492	1:55.254
17	16.519	1:54.605
177	17.018	1:54.843
65	23.356	1:55.482
130	32.243	2:01.664
69	37.893	1:59.141
48	39.255	1:57.994
8	39.305	1:58.767
88	39.444	1:58.644
40	41.804	1:59.043
0	46.103	1:59.222
131	48.086	1:57.861
70	49.949	2:01.914
99	51.378	1:59.979
27	53.029	2:01.003
66	53.415	2:02.562
777	54.300	2:00.399
221	1:00.118	1:59.984
34	1:01.533	1:59.555
39	1:04.115	2:01.024
97	1:05.911	2:02.432
60	1:06.038	2:02.272
81	1:10.693	2:04.233
400	1:17.475	2:07.963
12	1:43.614	2:09.983
18	1:43.748	2:09.889

Weather / Track : Cloudy / Dry

Results can be found at www.tsl-timing.com

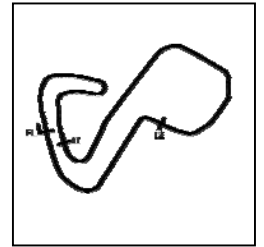
Brands Hatch GP
Circuit Length = 2.4332 miles
Start: 18:13 Flag 18:22 End: 18:24

Printed - 18:25 Saturday, 03 October 2020

BMCRC - MRO Championships 2020 - Rnd 4 @ Brands Hatch GP

ACU Team Green Junior Cup & Senior 300

RACE 18 - SECTOR ANALYSIS



SECTOR 1 = FL to I1, SECTOR 2 = I1 to I2, SECTOR 3 = I2 to FL, DIFF = Difference To Personal Best Lap, P = Crossed Finish Line in Pit Lane, D = Time Disallowed

P1		2 S		Joe THOMAS		Kawasaki NINJA 400 - 3D Racing	
IDEAL LAP TIME : 1:50.058		BEST LAP TIME : 1:50.058		DIFFERENCE : 0.000			
LAP	SECTOR 1	SECTOR 2	SECTOR 3	LAP TIME	MPH	DIFF	TIME OF DAY
1 -		50.987	27.570	2:00.041	72.97	9.983	18:15:32.294
2 -	35.816	50.171	26.951	1:52.938	77.56	2.880	18:17:25.232
3 -	35.100	49.285	26.678	1:51.063 (2)	78.87	1.005	18:19:16.295
4 -	34.799	50.473	26.857	1:52.129 (3)	78.12	2.071	18:21:08.424
5 -	34.601	49.156	26.301	1:50.058 (1)	79.59		18:22:58.482

P2		55 J		Harrison DESOY		Kawasaki NINJA 400 - Eastern Garage Racing	
IDEAL LAP TIME : 1:50.621		BEST LAP TIME : 1:50.753		DIFFERENCE : 0.132			
LAP	SECTOR 1	SECTOR 2	SECTOR 3	LAP TIME	MPH	DIFF	TIME OF DAY
1 -		51.030	27.303	2:00.139	72.91	9.386	18:15:32.392
2 -	35.925	50.509	26.778	1:53.212	77.37	2.459	18:17:25.604
3 -	34.915	50.178	26.731	1:51.824 (3)	78.33	1.071	18:19:17.428
4 -	34.646	49.629	26.677	1:50.952 (2)	78.95	0.199	18:21:08.380
5 -	34.678	49.729	26.346	1:50.753 (1)	79.09		18:22:59.133

P3		196 J		Jack KIRSCH		Kawasaki NINJA 400 -	
IDEAL LAP TIME : 1:50.149		BEST LAP TIME : 1:50.149		DIFFERENCE : 0.000			
LAP	SECTOR 1	SECTOR 2	SECTOR 3	LAP TIME	MPH	DIFF	TIME OF DAY
1 -		51.230	27.437	2:00.155	72.90	10.006	18:15:32.408
2 -	35.686	50.741	26.387	1:52.814	77.64	2.665	18:17:25.222
3 -	34.754	50.473	27.121	1:52.348 (3)	77.97	2.199	18:19:17.570
4 -	34.867	50.110	26.673	1:51.650 (2)	78.45	1.501	18:21:09.220
5 -	34.325	49.546	26.278	1:50.149 (1)	79.52		18:22:59.369

P4		50 J		Fred McMULLAN		Kawasaki NINJA 300 - Orwell motorcycles Ipswich	
IDEAL LAP TIME : 1:49.945		BEST LAP TIME : 1:50.528		DIFFERENCE : 0.583			
LAP	SECTOR 1	SECTOR 2	SECTOR 3	LAP TIME	MPH	DIFF	TIME OF DAY
1 -		52.545	27.716	2:03.503	70.92	12.975	18:15:35.756
2 -	34.892	50.450	26.938	1:52.280	78.01	1.752	18:17:28.036
3 -	34.590	49.453	26.542	1:50.585 (2)	79.21	0.057	18:19:18.621
4 -	34.152	50.036	26.340	1:50.528 (1)	79.25		18:21:09.149
5 -	34.280	49.618	26.883	1:50.781 (3)	79.07	0.253	18:22:59.930

P5		47 J		Joe FARRAGHER		Kawasaki NINJA 400 - J C Utilities Ltd	
IDEAL LAP TIME : 1:51.606		BEST LAP TIME : 1:51.885		DIFFERENCE : 0.279			
LAP	SECTOR 1	SECTOR 2	SECTOR 3	LAP TIME	MPH	DIFF	TIME OF DAY
1 -		51.942	27.440	2:02.234	71.66	10.349	18:15:34.487
2 -	35.557	51.475	26.942	1:53.974	76.85	2.089	18:17:28.461
3 -	34.872	50.259	26.754	1:51.885 (1)	78.29		18:19:20.346
4 -	34.593	50.648	27.105	1:52.346 (2)	77.97	0.461	18:21:12.692
5 -	34.935	51.506	27.282	1:53.723 (3)	77.02	1.838	18:23:06.415

P6		113 J		Mikey HARDIE		Kawasaki NINJA 400 - 113 Events Ltd	
IDEAL LAP TIME : 1:53.326		BEST LAP TIME : 1:53.670		DIFFERENCE : 0.344			
LAP	SECTOR 1	SECTOR 2	SECTOR 3	LAP TIME	MPH	DIFF	TIME OF DAY
1 -		52.987	27.752	2:03.507	70.92	9.837	18:15:35.760
2 -	35.174	51.318	27.200	1:53.692 (2)	77.04	0.022	18:17:29.452
3 -	34.993	51.133	27.544	1:53.670 (1)	77.06		18:19:23.122
4 -	35.386	52.006	27.206	1:54.598 (3)	76.43	0.928	18:21:17.720
5 -	35.389	52.146	27.719	1:55.254	76.00	1.584	18:23:12.974

Weather / Track : Cloudy / Dry

Brands Hatch GP

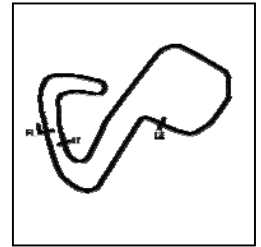
Circuit Length = 2.4332 miles

Start: 18:13 Flag 18:22 End: 18:24

BMCRC - MRO Championships 2020 - Rnd 4 @ Brands Hatch GP

ACU Team Green Junior Cup & Senior 300

RACE 18 - SECTOR ANALYSIS



SECTOR 1 = FL to I1, SECTOR 2 = I1 to I2, SECTOR 3 = I2 to FL, DIFF = Difference To Personal Best Lap, P = Crossed Finish Line in Pit Lane, D = Time Disallowed

P7 17 J		Charlotte MARCUZZO		Kawasaki NINJA 300 - Mack Solutions			
IDEAL LAP TIME : 1:54.487		BEST LAP TIME : 1:54.605		DIFFERENCE : 0.118			
LAP	SECTOR 1	SECTOR 2	SECTOR 3	LAP TIME	MPH	DIFF	TIME OF DAY
1 -		52.873	27.969	2:03.412	70.98	8.807	18:15:35.665
2 -	36.125	51.564	27.709	1:55.398	75.90	0.793	18:17:31.063
3 -	35.764	51.339	27.596	1:54.699 (3)	76.37	0.094	18:19:25.762
4 -	35.774	51.181	27.679	1:54.634 (2)	76.41	0.029	18:21:20.396
5 -	35.733	51.299	27.573	1:54.605 (1)	76.43		18:23:15.001

P8 177 S		Mark HARDY		Kawasaki NINJA 400 - me			
IDEAL LAP TIME : 1:54.314		BEST LAP TIME : 1:54.314		DIFFERENCE : 0.000			
LAP	SECTOR 1	SECTOR 2	SECTOR 3	LAP TIME	MPH	DIFF	TIME OF DAY
1 -		52.593	28.012	2:04.110	70.58	9.796	18:15:36.363
2 -	35.927	51.864	27.418	1:55.209	76.03	0.895	18:17:31.572
3 -	35.776	51.554	27.441	1:54.771 (2)	76.32	0.457	18:19:26.343
4 -	35.636	51.491	27.187	1:54.314 (1)	76.62		18:21:20.657
5 -	35.735	51.576	27.532	1:54.843 (3)	76.27	0.529	18:23:15.500

P9 65 S		Konrad BREESE		Kawasaki NINJA 300 - STIHL Racing			
IDEAL LAP TIME : 1:55.482		BEST LAP TIME : 1:55.482		DIFFERENCE : 0.000			
LAP	SECTOR 1	SECTOR 2	SECTOR 3	LAP TIME	MPH	DIFF	TIME OF DAY
1 -		52.646	27.767	2:04.393	70.42	8.911	18:15:36.646
2 -	36.465	52.399	27.844	1:56.708 (3)	75.05	1.226	18:17:33.354
3 -	36.569	51.854	27.810	1:56.233 (2)	75.36	0.751	18:19:29.587
4 -	36.937	51.930	27.902	1:56.769	75.01	1.287	18:21:26.356
5 -	36.340	51.451	27.691	1:55.482 (1)	75.85		18:23:21.838

P10 130 J		Owen MELLOR		Kawasaki NINJA 300 - Team Mellor Racing			
IDEAL LAP TIME : 1:55.907		BEST LAP TIME : 1:56.144		DIFFERENCE : 0.237			
LAP	SECTOR 1	SECTOR 2	SECTOR 3	LAP TIME	MPH	DIFF	TIME OF DAY
1 -		53.575	28.008	2:06.374	69.31	10.230	18:15:38.627
2 -	36.285	52.433	27.635	1:56.353 (2)	75.28	0.209	18:17:34.980
3 -	35.839	52.502	27.803	1:56.144 (1)	75.42		18:19:31.124
4 -	36.240	53.193	28.504	1:57.937 (3)	74.27	1.793	18:21:29.061
5 -	36.945	55.108	29.611	2:01.664	72.00	5.520	18:23:30.725

P11 69 S		Danny HUSKINSON		Kawasaki NINJA 300 - art of racing			
IDEAL LAP TIME : 1:57.663		BEST LAP TIME : 1:58.003		DIFFERENCE : 0.340			
LAP	SECTOR 1	SECTOR 2	SECTOR 3	LAP TIME	MPH	DIFF	TIME OF DAY
1 -		53.765	27.962	2:06.688	69.14	8.685	18:15:38.941
2 -	36.846	53.839	28.519	1:59.204 (3)	73.48	1.201	18:17:38.145
3 -	37.135	55.085	28.866	2:01.086	72.34	3.083	18:19:39.231
4 -	36.272	53.429	28.302	1:58.003 (1)	74.23		18:21:37.234
5 -	36.786	53.803	28.552	1:59.141 (2)	73.52	1.138	18:23:36.375

P12 48 S		Kevin SABBARTON		Kawasaki NINJA 300 - Karen Castle Opticians			
IDEAL LAP TIME : 1:57.443		BEST LAP TIME : 1:57.448		DIFFERENCE : 0.005			
LAP	SECTOR 1	SECTOR 2	SECTOR 3	LAP TIME	MPH	DIFF	TIME OF DAY
1 -		55.739	29.895	2:12.209	66.25	14.761	18:15:44.462
2 -	37.417	53.384	28.380	1:59.181	73.50	1.733	18:17:43.643
3 -	37.152	53.168	28.332	1:58.652 (3)	73.82	1.204	18:19:42.295
4 -	36.778	52.982	27.688	1:57.448 (1)	74.58		18:21:39.743
5 -	37.152	52.977	27.865	1:57.994 (2)	74.23	0.546	18:23:37.737

Weather / Track : Cloudy / Dry

Brands Hatch GP

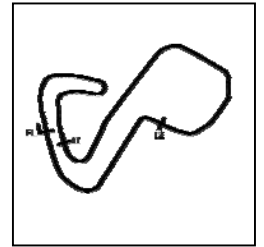
Circuit Length = 2.4332 miles

Start: 18:13 Flag 18:22 End: 18:24

BMCRC - MRO Championships 2020 - Rnd 4 @ Brands Hatch GP

ACU Team Green Junior Cup & Senior 300

RACE 18 - SECTOR ANALYSIS



SECTOR 1 = FL to I1, SECTOR 2 = I1 to I2, SECTOR 3 = I2 to FL, DIFF = Difference To Personal Best Lap, P = Crossed Finish Line in Pit Lane, D = Time Disallowed

P13		8 S		Phil ATKINSON		Kawasaki NINJA 300 - Rose mot centre	
IDEAL LAP TIME : 1:57.418		BEST LAP TIME : 1:58.511		DIFFERENCE : 1.093			
LAP	SECTOR 1	SECTOR 2	SECTOR 3	LAP TIME	MPH	DIFF	TIME OF DAY
1 -		55.207	28.966	2:08.958	67.92	10.447	18:15:41.211
2 -	37.214	53.764	28.628	1:59.606 (3)	73.23	1.095	18:17:40.817
3 -	36.862	52.615	29.034	1:58.511 (1)	73.91		18:19:39.328
4 -	36.175	54.833	28.684	1:59.692	73.18	1.181	18:21:39.020
5 -	36.747	53.316	28.704	1:58.767 (2)	73.75	0.256	18:23:37.787

P14		88 S		David COURT		Kawasaki NINJA 300 -	
IDEAL LAP TIME : 1:58.068		BEST LAP TIME : 1:58.088		DIFFERENCE : 0.020			
LAP	SECTOR 1	SECTOR 2	SECTOR 3	LAP TIME	MPH	DIFF	TIME OF DAY
1 -		55.330	28.996	2:10.623	67.06	12.535	18:15:42.876
2 -	37.059	53.059	27.970	1:58.088 (1)	74.18		18:17:40.964
3 -	37.068	53.167	28.465	1:58.700 (3)	73.79	0.612	18:19:39.664
4 -	37.142	53.978	28.498	1:59.618	73.23	1.530	18:21:39.282
5 -	37.039	53.252	28.353	1:58.644 (2)	73.83	0.556	18:23:37.926

P15		40 S		Tom SPALDING		Kawasaki NINJA 300 - Orion Mis Ltd	
IDEAL LAP TIME : 1:58.151		BEST LAP TIME : 1:58.349		DIFFERENCE : 0.198			
LAP	SECTOR 1	SECTOR 2	SECTOR 3	LAP TIME	MPH	DIFF	TIME OF DAY
1 -		55.423	29.794	2:12.300	66.21	13.951	18:15:44.553
2 -	37.633	53.719	28.466	1:59.818	73.10	1.469	18:17:44.371
3 -	36.602	53.248	28.673	1:58.523 (2)	73.90	0.174	18:19:42.894
4 -	36.698	53.083	28.568	1:58.349 (1)	74.01		18:21:41.243
5 -	36.717	53.132	29.194	1:59.043 (3)	73.58	0.694	18:23:40.286

P16		0 S		Paul Le MASURIER		Kawasaki NINJA 400 - Pipework Solutions Ltd	
IDEAL LAP TIME : 1:58.892		BEST LAP TIME : 1:59.222		DIFFERENCE : 0.330			
LAP	SECTOR 1	SECTOR 2	SECTOR 3	LAP TIME	MPH	DIFF	TIME OF DAY
1 -		55.522	29.718	2:11.938	66.39	12.716	18:15:44.191
2 -	38.945	53.993	28.420	2:01.358	72.18	2.136	18:17:45.549
3 -	37.058	54.174	28.834	2:00.066 (3)	72.95	0.844	18:19:45.615
4 -	37.505	53.945	28.298	1:59.748 (2)	73.15	0.526	18:21:45.363
5 -	37.099	53.536	28.587	1:59.222 (1)	73.47		18:23:44.585

P17		131 J		Dylan MELLOR		Kawasaki NINJA 300 - Team Mellor Racing	
IDEAL LAP TIME : 1:57.861		BEST LAP TIME : 1:57.861		DIFFERENCE : 0.000			
LAP	SECTOR 1	SECTOR 2	SECTOR 3	LAP TIME	MPH	DIFF	TIME OF DAY
1 -		55.859	28.150	2:14.033	65.35	16.172	18:15:46.286
2 -	38.047	55.656	28.444	2:02.147	71.71	4.286	18:17:48.433
3 -	38.018	54.180	28.172	2:00.370 (3)	72.77	2.509	18:19:48.803
4 -	37.275	54.167	28.462	1:59.904 (2)	73.05	2.043	18:21:48.707
5 -	36.680	53.218	27.963	1:57.861 (1)	74.32		18:23:46.568

P18		70 S		Justin WHITE		Kawasaki NINJA 300 - Just In Graphics	
IDEAL LAP TIME : 2:00.081		BEST LAP TIME : 2:00.514		DIFFERENCE : 0.433			
LAP	SECTOR 1	SECTOR 2	SECTOR 3	LAP TIME	MPH	DIFF	TIME OF DAY
1 -		55.700	29.884	2:12.487	66.11	11.973	18:15:44.740
2 -	38.074	53.888	28.731	2:00.693 (3)	72.57	0.179	18:17:45.433
3 -	37.695	54.007	28.868	2:00.570 (2)	72.65	0.056	18:19:46.003
4 -	37.462	54.008	29.044	2:00.514 (1)	72.68		18:21:46.517
5 -	37.829	55.054	29.031	2:01.914	71.85	1.400	18:23:48.431

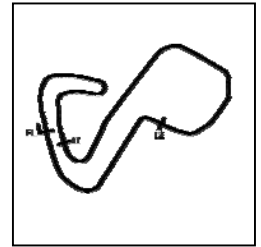
Weather / Track : Cloudy / Dry

Brands Hatch GP
Circuit Length = 2.4332 miles
Start: 18:13 Flag 18:22 End: 18:24

BMCRC - MRO Championships 2020 - Rnd 4 @ Brands Hatch GP

ACU Team Green Junior Cup & Senior 300

RACE 18 - SECTOR ANALYSIS



SECTOR 1 = FL to I1, SECTOR 2 = I1 to I2, SECTOR 3 = I2 to FL, DIFF = Difference To Personal Best Lap, P = Crossed Finish Line in Pit Lane, D = Time Disallowed

P19 99 S		Bob COUCHMAN		Kawasaki NINJA 300 - Pinky Janey			
IDEAL LAP TIME : 1:59.979		BEST LAP TIME : 1:59.979		DIFFERENCE : 0.000			
LAP	SECTOR 1	SECTOR 2	SECTOR 3	LAP TIME	MPH	DIFF	TIME OF DAY
1 -		55.482	28.759	2:13.155	65.78	13.176	18:15:45.408
2 -	38.287	54.968	29.894	2:03.149	71.13	3.170	18:17:48.557
3 -	38.214	54.400	28.411	2:01.025 (3)	72.38	1.046	18:19:49.582
4 -	37.376	54.336	28.587	2:00.299 (2)	72.81	0.320	18:21:49.881
5 -	37.354	54.236	28.389	1:59.979 (1)	73.01		18:23:49.860

P20 27 S		Stephen LANE		Kawasaki NINJA 300 -			
IDEAL LAP TIME : 1:59.817		BEST LAP TIME : 1:59.844		DIFFERENCE : 0.027			
LAP	SECTOR 1	SECTOR 2	SECTOR 3	LAP TIME	MPH	DIFF	TIME OF DAY
1 -		55.951	29.076	2:12.954	65.88	13.110	18:15:45.207
2 -	39.176	55.548	29.255	2:03.979	70.65	4.135	18:17:49.186
3 -	37.981	54.763	28.734	2:01.478 (3)	72.11	1.634	18:19:50.664
4 -	37.603	53.872	28.369	1:59.844 (1)	73.09		18:21:50.508
5 -	37.576	54.647	28.780	2:01.003 (2)	72.39	1.159	18:23:51.511

P21 66 S		Mark SMITH		Kawasaki NINJA 300 - MHP EXHAUST'S			
IDEAL LAP TIME : 2:00.238		BEST LAP TIME : 2:00.539		DIFFERENCE : 0.301			
LAP	SECTOR 1	SECTOR 2	SECTOR 3	LAP TIME	MPH	DIFF	TIME OF DAY
1 -		55.805	29.173	2:12.402	66.16	11.863	18:15:44.655
2 -	38.631	55.336	29.534	2:03.501	70.92	2.962	18:17:48.156
3 -	37.637	54.207	28.695	2:00.539 (1)	72.67		18:19:48.695
4 -	37.536	54.600	28.504	2:00.640 (2)	72.61	0.101	18:21:49.335
5 -	37.527	56.152	28.883	2:02.562 (3)	71.47	2.023	18:23:51.897

P22 777 P12		Maximus HARDY		Kawasaki NINJA 400 - DAD			
IDEAL LAP TIME : 2:00.382		BEST LAP TIME : 2:00.399		DIFFERENCE : 0.017			
LAP	SECTOR 1	SECTOR 2	SECTOR 3	LAP TIME	MPH	DIFF	TIME OF DAY
1 -		56.305	29.955	2:13.524	65.60	13.125	18:15:45.777
2 -	38.282	56.191	29.599	2:04.072	70.60	3.673	18:17:49.849
3 -	37.612	54.607	29.147	2:01.366 (3)	72.17	0.967	18:19:51.215
4 -	37.503	54.415	29.250	2:01.168 (2)	72.29	0.769	18:21:52.383
5 -	37.128	54.432	28.839	2:00.399 (1)	72.75		18:23:52.782

P23 221 J		Lewis LAKEY		Kawasaki NINJA 300 -			
IDEAL LAP TIME : 1:59.984		BEST LAP TIME : 1:59.984		DIFFERENCE : 0.000			
LAP	SECTOR 1	SECTOR 2	SECTOR 3	LAP TIME	MPH	DIFF	TIME OF DAY
1 -		58.794	29.297	2:18.561	63.21	18.577	18:15:50.814
2 -	38.717	56.375	29.436	2:04.528	70.34	4.544	18:17:55.342
3 -	38.362	55.337	28.717	2:02.416 (3)	71.55	2.432	18:19:57.758
4 -	37.917	54.488	28.453	2:00.858 (2)	72.48	0.874	18:21:58.616
5 -	37.291	54.453	28.240	1:59.984 (1)	73.00		18:23:58.600

P24 34 J		Oliver ARBON		Kawasaki NINJA 300 - tt plumbing and heating			
IDEAL LAP TIME : 1:59.555		BEST LAP TIME : 1:59.555		DIFFERENCE : 0.000			
LAP	SECTOR 1	SECTOR 2	SECTOR 3	LAP TIME	MPH	DIFF	TIME OF DAY
1 -		57.851	29.276	2:16.811	64.02	17.256	18:15:49.064
2 -	38.847	57.064	29.345	2:05.256	69.93	5.701	18:17:54.320
3 -	39.339	56.203	28.928	2:04.470 (3)	70.37	4.915	18:19:58.790
4 -	37.815	55.122	28.733	2:01.670 (2)	71.99	2.115	18:22:00.460
5 -	37.535	53.846	28.174	1:59.555 (1)	73.27		18:24:00.015

Weather / Track : Cloudy / Dry

Brands Hatch GP

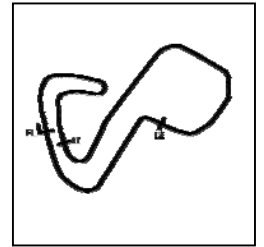
Circuit Length = 2.4332 miles

Start: 18:13 Flag 18:22 End: 18:24

BMCRC - MRO Championships 2020 - Rnd 4 @ Brands Hatch GP

ACU Team Green Junior Cup & Senior 300

RACE 18 - SECTOR ANALYSIS



SECTOR 1 = FL to I1, SECTOR 2 = I1 to I2, SECTOR 3 = I2 to FL, DIFF = Difference To Personal Best Lap, P = Crossed Finish Line in Pit Lane, D = Time Disallowed

P25 39 S		Peter PARAPANOS		Kawasaki NINJA 300 - Double P Racing			
IDEAL LAP TIME : 2:01.024		BEST LAP TIME : 2:01.024		DIFFERENCE : 0.000			
LAP	SECTOR 1	SECTOR 2	SECTOR 3	LAP TIME	MPH	DIFF	TIME OF DAY
1 -		57.944	29.715	2:17.385	63.76	16.361	18:15:49.638
2 -	39.278	56.795	28.859	2:04.932	70.11	3.908	18:17:54.570
3 -	38.953	56.036	28.463	2:03.452 (2)	70.95	2.428	18:19:58.022
4 -	38.396	56.242	28.913	2:03.551 (3)	70.90	2.527	18:22:01.573
5 -	38.074	54.738	28.212	2:01.024 (1)	72.38		18:24:02.597

P26 97 J		Ben PLATT		Kawasaki NINJA 400 - adsss ltd			
IDEAL LAP TIME : 2:02.219		BEST LAP TIME : 2:02.432		DIFFERENCE : 0.213			
LAP	SECTOR 1	SECTOR 2	SECTOR 3	LAP TIME	MPH	DIFF	TIME OF DAY
1 -		58.940	29.104	2:17.470	63.72	15.038	18:15:49.723
2 -	39.718	57.611	29.227	2:06.556	69.21	4.124	18:17:56.279
3 -	38.683	56.132	28.410	2:03.225 (3)	71.08	0.793	18:19:59.504
4 -	38.533	55.500	28.424	2:02.457 (2)	71.53	0.025	18:22:01.961
5 -	38.396	55.413	28.623	2:02.432 (1)	71.54		18:24:04.393

P27 60 P12		Lennon DOCHERTY		Kawasaki NINJA 300 - Doc Fit Training			
IDEAL LAP TIME : 2:01.943		BEST LAP TIME : 2:02.272		DIFFERENCE : 0.329			
LAP	SECTOR 1	SECTOR 2	SECTOR 3	LAP TIME	MPH	DIFF	TIME OF DAY
1 -		58.261	29.492	2:16.627	64.11	14.355	18:15:48.880
2 -	39.180	57.384	29.997	2:06.561	69.21	4.289	18:17:55.441
3 -	38.869	56.389	28.931	2:04.189 (3)	70.53	1.917	18:19:59.630
4 -	37.664	55.888	29.066	2:02.618 (2)	71.44	0.346	18:22:02.248
5 -	37.807	55.348	29.117	2:02.272 (1)	71.64		18:24:04.520

P28 81 P12		Keo WALKER		Kawasaki NINJA 300 - Martin Wight Electrical			
IDEAL LAP TIME : 2:03.486		BEST LAP TIME : 2:03.486		DIFFERENCE : 0.000			
LAP	SECTOR 1	SECTOR 2	SECTOR 3	LAP TIME	MPH	DIFF	TIME OF DAY
1 -		58.748	29.923	2:19.016	63.01	15.530	18:15:51.269
2 -	38.485	58.073	29.705	2:06.263	69.37	2.777	18:17:57.532
3 -	37.846	56.649	29.429	2:03.924 (2)	70.68	0.438	18:20:01.456
4 -	37.516	56.621	29.349	2:03.486 (1)	70.93		18:22:04.942
5 -	37.674	56.684	29.875	2:04.233 (3)	70.51	0.747	18:24:09.175

P29 400 S		Stuart THURTLE		Kawasaki NINJA 400 - TeamTortoise Racing			
IDEAL LAP TIME : 2:05.083		BEST LAP TIME : 2:05.530		DIFFERENCE : 0.447			
LAP	SECTOR 1	SECTOR 2	SECTOR 3	LAP TIME	MPH	DIFF	TIME OF DAY
1 -		57.948	29.099	2:15.639	64.58	10.109	18:15:47.892
2 -	40.288	58.443	29.850	2:08.581	68.12	3.051	18:17:56.473
3 -	39.896	56.530	29.104	2:05.530 (1)	69.78		18:20:02.003
4 -	39.454	56.824	29.713	2:05.991 (2)	69.52	0.461	18:22:07.994
5 -	40.353	57.586	30.024	2:07.963 (3)	68.45	2.433	18:24:15.957

P30 12 J		Cameron CARR		Kawasaki NINJA 300 -			
IDEAL LAP TIME : 2:09.672		BEST LAP TIME : 2:09.983		DIFFERENCE : 0.311			
LAP	SECTOR 1	SECTOR 2	SECTOR 3	LAP TIME	MPH	DIFF	TIME OF DAY
1 -		1:00.196	31.819	2:23.843	60.89	13.860	18:15:56.096
2 -	41.527	1:01.137	31.836	2:14.500	65.12	4.517	18:18:10.596
3 -	40.146	59.226	31.326	2:10.698 (2)	67.02	0.715	18:20:21.294
4 -	39.539	1:00.245	31.035	2:10.819 (3)	66.96	0.836	18:22:32.113
5 -	39.459	59.537	30.987	2:09.983 (1)	67.39		18:24:42.096

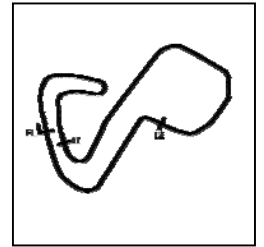
Weather / Track : Cloudy / Dry

Brands Hatch GP
Circuit Length = 2.4332 miles
Start: 18:13 Flag 18:22 End: 18:24

BMCRC - MRO Championships 2020 - Rnd 4 @ Brands Hatch GP

ACU Team Green Junior Cup & Senior 300

RACE 18 - SECTOR ANALYSIS



SECTOR 1 = FL to I1, SECTOR 2 = I1 to I2, SECTOR 3 = I2 to FL, DIFF = Difference To Personal Best Lap, P = Crossed Finish Line in Pit Lane, D = Time Disallowed

P31 18 J		George HIGGINS		Kawasaki NINJA 300 - Aztec Racing			
IDEAL LAP TIME : 2:09.649		BEST LAP TIME : 2:09.889		DIFFERENCE : 0.240			
LAP	SECTOR 1	SECTOR 2	SECTOR 3	LAP TIME	MPH	DIFF	TIME OF DAY
1 -		1:00.734	30.929	2:24.256	60.72	14.367	18:15:56.509
2 -	41.513	1:01.179	31.382	2:14.074	65.33	4.185	18:18:10.583
3 -	40.301	59.551	31.061	2:10.913 (3)	66.91	1.024	18:20:21.496
4 -	39.773	1:00.111	30.961	2:10.845 (2)	66.94	0.956	18:22:32.341
5 -	39.971	58.947	30.971	2:09.889 (1)	67.44		18:24:42.230

Weather / Track : Cloudy / Dry

Results can be found at www.tsl-timing.com

Page 6 of 6

Brands Hatch GP
Circuit Length = 2.4332 miles
Start: 18:13 Flag 18:22 End: 18:24

Printed - 18:25 Saturday, 03 October 2020

BMCRC - MRO Championships 2020 - Rnd 4 @ Brands Hatch GP

ACU Team Green Junior Cup & Senior 300

RACE 18 - BEST SECTORS

SECTOR 1			SECTOR 2			SECTOR 3			IDEAL / BEST COMPARISON						
POS	NO	NAME	TIME	NO	NAME	TIME	NO	NAME	TIME	POS	NO	NAME	IDEAL	BEST	DIFF
													PERFECT LAP	1:49.586	
1	50	McMULLAN	34.152	2	THOMAS	49.156	196	KIRSCH	26.278	1	50	McMULLAN	1:49.945	1:50.528	0.583
2	196	KIRSCH	34.325	50	McMULLAN	49.453	2	THOMAS	26.301	2	2	THOMAS	1:50.058	1:50.058	0.000
3	47	FARRAGHER	34.593	196	KIRSCH	49.546	50	McMULLAN	26.340	3	196	KIRSCH	1:50.149	1:50.149	0.000
4	2	THOMAS	34.601	55	DESSOY	49.629	55	DESSOY	26.346	4	55	DESSOY	1:50.621	1:50.753	0.132
5	55	DESSOY	34.646	47	FARRAGHER	50.259	47	FARRAGHER	26.754	5	47	FARRAGHER	1:51.606	1:51.885	0.279
6	113	HARDIE	34.993	113	HARDIE	51.133	177	HARDY	27.187	6	113	HARDIE	1:53.326	1:53.670	0.344
7	177	HARDY	35.636	17	MARCUZZO	51.181	113	HARDIE	27.200	7	177	HARDY	1:54.314	1:54.314	0.000
8	17	MARCUZZO	35.733	65	BREESE	51.451	17	MARCUZZO	27.573	8	17	MARCUZZO	1:54.487	1:54.605	0.118
9	130	MELLOR	35.839	177	HARDY	51.491	130	MELLOR	27.635	9	65	BREESE	1:55.482	1:55.482	0.000
10	8	ATKINSON	36.175	130	MELLOR	52.433	48	SABBARTON	27.688	10	130	MELLOR	1:55.907	1:56.144	0.237
11	69	HUSKINSON	36.272	8	ATKINSON	52.615	65	BREESE	27.691	11	8	ATKINSON	1:57.418	1:58.511	1.093
12	65	BREESE	36.340	48	SABBARTON	52.977	69	HUSKINSON	27.962	12	48	SABBARTON	1:57.443	1:57.448	0.005
13	40	SPALDING	36.602	88	COURT	53.059	131	MELLOR	27.963	13	69	HUSKINSON	1:57.663	1:58.003	0.340
14	131	MELLOR	36.680	40	SPALDING	53.083	88	COURT	27.970	14	131	MELLOR	1:57.861	1:57.861	0.000
15	48	SABBARTON	36.778	131	MELLOR	53.218	34	ARBON	28.174	15	88	COURT	1:58.068	1:58.088	0.020
16	88	COURT	37.039	69	HUSKINSON	53.429	39	PARAPANOS	28.212	16	40	SPALDING	1:58.151	1:58.349	0.198
17	0	MASURIER	37.058	0	MASURIER	53.536	221	LAKEY	28.240	17	0	MASURIER	1:58.892	1:59.222	0.330
18	777	HARDY	37.128	34	ARBON	53.846	0	MASURIER	28.298	18	34	ARBON	1:59.555	1:59.555	0.000
19	221	LAKEY	37.291	27	LANE	53.872	27	LANE	28.369	19	27	LANE	1:59.817	1:59.844	0.027
20	99	COUCHMAN	37.354	70	WHITE	53.888	99	COUCHMAN	28.389	20	99	COUCHMAN	1:59.979	1:59.979	0.000
21	70	WHITE	37.462	66	SMITH	54.207	97	PLATT	28.410	21	221	LAKEY	1:59.984	1:59.984	0.000
22	81	WALKER	37.516	99	COUCHMAN	54.236	40	SPALDING	28.466	22	70	WHITE	2:00.081	2:00.514	0.433
23	66	SMITH	37.527	777	HARDY	54.415	66	SMITH	28.504	23	66	SMITH	2:00.238	2:00.539	0.301
24	34	ARBON	37.535	221	LAKEY	54.453	8	ATKINSON	28.628	24	777	HARDY	2:00.382	2:00.399	0.017
25	27	LANE	37.576	39	PARAPANOS	54.738	70	WHITE	28.731	25	39	PARAPANOS	2:01.024	2:01.024	0.000
26	60	DOCHERTY	37.664	60	DOCHERTY	55.348	777	HARDY	28.839	26	60	DOCHERTY	2:01.943	2:02.272	0.329
27	39	PARAPANOS	38.074	97	PLATT	55.413	60	DOCHERTY	28.931	27	97	PLATT	2:02.219	2:02.432	0.213
28	97	PLATT	38.396	77	WHITE	55.670	400	THURTLER	29.099	28	81	WALKER	2:03.486	2:03.486	0.000
29	400	THURTLER	39.454	400	THURTLER	56.530	81	WALKER	29.349	29	400	THURTLER	2:05.083	2:05.530	0.447
30	12	CARR	39.459	81	WALKER	56.621	18	HIGGINS	30.929	30	18	HIGGINS	2:09.649	2:09.889	0.240
31	18	HIGGINS	39.773	18	HIGGINS	58.947	12	CARR	30.987	31	12	CARR	2:09.672	2:09.983	0.311
32				12	CARR	59.226									

Weather / Track : Cloudy / Dry

Results can be found at www.tsl-timing.com

Brands Hatch GP

Circuit Length = 2.4332 miles

Start: 18:13 Flag 18:22 End: 18:24

Printed - 18:25 Saturday, 03 October 2020

BMCRC - MRO Championships 2020 - Rnd 4 @ Brands Hatch GP

ACU Team Green Junior Cup & Senior 300

RACE 18 - STATISTICS

Competitors Started 32
Planned Start 2020-10-03 @ 17:40:00.000
Actual Start 2020-10-03 @ 18:13:32.252
Finish Time 2020-10-03 @ 18:22:58.481
Track Length 2.4332mi.
Total Laps 155
Total Distance Covered 377.1598mi.

Session Fastest Lap History

NO	CL	NAME	LAP TIME	TIME OF DAY	LAP	VEHICLE
196	J	Jack KIRSCH	1:52.814	18:17:25.310	2	Kawasaki NINJA 400
50	J	Fred McMULLAN	1:52.280	18:17:28.074	2	Kawasaki NINJA 300
2	S	Joe THOMAS	1:51.063	18:19:16.305	3	Kawasaki NINJA 400
50	J	Fred McMULLAN	1:50.585	18:19:18.659	3	Kawasaki NINJA 300
50	J	Fred McMULLAN	1:50.528	18:21:09.181	4	Kawasaki NINJA 300
2	S	Joe THOMAS	1:50.058	18:22:58.492	5	Kawasaki NINJA 400

Session Leader History

NO	CL	NAME	FROM LAP	LAPS LED	DISTANCE	VEHICLE
2	S	Joe THOMAS	1	1	2.43 miles	Kawasaki NINJA 400
196	J	Jack KIRSCH	2	1	2.43 miles	Kawasaki NINJA 400
2	S	Joe THOMAS	3	1	2.43 miles	Kawasaki NINJA 400
55	J	Harrison DESSOY	4	1	2.43 miles	Kawasaki NINJA 400
2	S	Joe THOMAS	5	1	2.43 miles	Kawasaki NINJA 400

Flag History

TYPE	TIME OF DAY
GREEN	18:13:32.252
FINISH	18:22:58.481

Flag Statistics

TYPE	COUNT	TOTAL LAPS	TOTAL TIME
Green	1	5	11:13.383
Red	0	0	0.000
Safety Car	0	0	0.000
FCY	0	0	0.000

BMCRC - MRO Championships 2020 - Rnd 4 @ Brands Hatch GP

ACU Team Green Junior Cup & Senior 300

RACE 18 - STATISTICS

CLASS : J

14 Starters

Fastest Lap History

NO	NAME	LAP TIME	TIME OF DAY	LAP	VEHICLE
196	Jack KIRSCH	1:52.814	18:17:25.310	2	Kawasaki NINJA 400
50	Fred McMULLAN	1:52.280	18:17:28.074	2	Kawasaki NINJA 300
55	Harrison DESSOY	1:51.824	18:19:17.440	3	Kawasaki NINJA 400
50	Fred McMULLAN	1:50.585	18:19:18.659	3	Kawasaki NINJA 300
50	Fred McMULLAN	1:50.528	18:21:09.181	4	Kawasaki NINJA 300
196	Jack KIRSCH	1:50.149	18:22:59.400	5	Kawasaki NINJA 400

Leader History

NO	NAME	FROM LAP	LAPS LED	DISTANCE	VEHICLE
55	Harrison DESSOY	1	1	2.43 miles	Kawasaki NINJA 400
196	Jack KIRSCH	2	1	2.43 miles	Kawasaki NINJA 400
55	Harrison DESSOY	3	3	7.29 miles	Kawasaki NINJA 400

BMCRC - MRO Championships 2020 - Rnd 4 @ Brands Hatch GP

ACU Team Green Junior Cup & Senior 300

RACE 18 - STATISTICS

CLASS : S

15 Starters

Fastest Lap History

NO	NAME	LAP TIME	TIME OF DAY	LAP	VEHICLE
2	Joe THOMAS	1:52.938	18:17:25.232	2	Kawasaki NINJA 400
2	Joe THOMAS	1:51.063	18:19:16.305	3	Kawasaki NINJA 400
2	Joe THOMAS	1:50.058	18:22:58.492	5	Kawasaki NINJA 400

Leader History

NO	NAME	FROM LAP	LAPS LED	DISTANCE	VEHICLE
2	Joe THOMAS	1	5	12.16 miles	Kawasaki NINJA 400

BMCRC - MRO Championships 2020 - Rnd 4 @ Brands Hatch GP

ACU Team Green Junior Cup & Senior 300

RACE 18 - STATISTICS

CLASS : P12

3 Starters

Fastest Lap History

NO	NAME	LAP TIME	TIME OF DAY	LAP	VEHICLE
777	Maximus HARDY	2:04.072	18:17:49.867	2	Kawasaki NINJA 400
777	Maximus HARDY	2:01.366	18:19:51.234	3	Kawasaki NINJA 400
777	Maximus HARDY	2:01.168	18:21:52.400	4	Kawasaki NINJA 400
777	Maximus HARDY	2:00.399	18:23:52.801	5	Kawasaki NINJA 400

Leader History

NO	NAME	FROM LAP	LAPS LED	DISTANCE	VEHICLE
777	Maximus HARDY	1	5	12.16 miles	Kawasaki NINJA 400

BMCRC - MRO Championships 2020 - Rnd 4 @ Brands Hatch GP



ACU Team Green Junior Cup & Senior 300

RACE 8 - GRID (6 Laps)



ROW 12	36		35		34	96	Giovanni BELIOSSI							
ROW 11		33	57	Richard BUCKHAM	32	77	Joe WHITE	2:09.983	31	12	Cameron CARR			
ROW 10		30	18	George HIGGINS	2:09.889	29	400	Stuart THURTLÉ	2:05.530	28	81	Keo WALKER	2:03.486	
ROW 9			27	97	Ben PLATT	2:02.432	26	60	Lennon DOCHERTY	2:02.272	25	39	Peter PARAPANOS	2:01.024
ROW 8		24	66	Mark SMITH	2:00.539	23	70	Justin WHITE	2:00.514	22	777	Maximus HARDY	2:00.399	
ROW 7			21	221	Lewis LAKEY	1:59.984	20	99	Bob COUCHMAN	1:59.979	19	27	Stephen LANE	1:59.844
ROW 6		18	34	Oliver ARBON	1:59.555	17	0	Paul Le MASURIER	1:59.222	16	8	Phil ATKINSON	1:58.511	
ROW 5			15	40	Tom SPALDING	1:58.349	14	88	David COURT	1:58.088	13	69	Danny HUSKINSON	1:58.003
ROW 4		12	131	Dylan MELLOR	1:57.861	11	48	Kevin SABBARTON	1:57.448	10	130	Owen MELLOR	1:56.144	
ROW 3			9	65	Konrad BREESE	1:55.482	8	17	Charlotte MARCUZZO	1:54.605	7	177	Mark HARDY	1:54.314
ROW 2		6	113	Mikey HARDIE	1:53.670	5	47	Joe FARRAGHER	1:51.885	4	55	Harrison DESSOY	1:50.753	
ROW 1			3	50	Fred McMULLAN	1:50.528	2	196	Jack KIRSCH	1:50.149	1	2	Joe THOMAS	1:50.058
													Pole	

Brands Hatch GP
Circuit Length = 2.4332 miles

These results are provisional until the conclusion of any judicial and technical matters.

Clerk Of Course :	Steward :	Timekeeper :
-------------------	-----------	--------------

Results can be found at www.tsl-timing.com

Printed - 18:26 Saturday, 03 October 2020



BMCRC - MRO Championships 2020 - Rnd 4 @ Brands Hatch GP



ACU Team Green Junior Cup & Senior 300

RACE 8 - CLASSIFICATION

Kawasaki

POS	NO	CL	PIC NAME	ENTRY	LAPS	TIME	GAP	DIFF	MPH	BEST	ON
1	196	J	1 Jack KIRSCH	Kawasaki NINJA 400 -	5	10:15.114			71.20	2:00.936	5
2	55	J	2 Harrison DESSOY	Kawasaki NINJA 400 - Eastern Garage Racing	5	10:15.386	0.272	0.272	71.17	2:01.157	4
3	47	J	3 Joe FARRAGHER	Kawasaki NINJA 400 - J C Utilities Ltd	5	10:30.539	15.425	15.153	69.46	2:03.322	2
4	69	S	1 Danny HUSKINSON	Kawasaki NINJA 300 - art of racing	5	10:43.945	28.831	13.406	68.01	2:05.803	5
5	8	S	2 Phil ATKINSON	Kawasaki NINJA 300 - Rose mot centre	5	10:47.152	32.038	3.207	67.67	2:05.366	3
6	2	S	3 Joe THOMAS	Kawasaki NINJA 400 - 3D Racing	5	10:48.972	33.858	1.820	67.49	2:08.036	2
7	40	S	4 Tom SPALDING	Kawasaki NINJA 300 - Orion Mis Ltd	5	10:49.377	34.263	0.405	67.44	2:07.188	4
8	17	J	4 Charlotte MARCUZZO	Kawasaki NINJA 300 - Mack Solutions	5	10:50.975	35.861	1.598	67.28	2:06.668	5
9	131	J	5 Dylan MELLOR	Kawasaki NINJA 300 - Team Mellor Racing	5	10:56.270	41.156	5.295	66.73	2:06.829	5
10	65	S	5 Konrad BREESE	Kawasaki NINJA 300 - STIHL Racing	5	10:57.038	41.924	0.768	66.66	2:07.470	5
11	130	J	6 Owen MELLOR	Kawasaki NINJA 300 - Team Mellor Racing	5	10:57.797	42.683	0.759	66.58	2:07.475	5
12	70	S	6 Justin WHITE	Kawasaki NINJA 300 - Just In Graphics	5	11:06.757	51.643	8.960	65.68	2:10.261	2
13	113	J	7 Mikey HARDIE	Kawasaki NINJA 400 - 113 Events Ltd	5	11:07.188	52.074	0.431	65.64	2:11.755	2
14	177	S	7 Mark HARDY	Kawasaki NINJA 400 - me	5	11:08.529	53.415	1.341	65.51	2:10.424	2
15	27	S	8 Stephen LANE	Kawasaki NINJA 300 -	5	11:18.522	1:03.408	9.993	64.55	2:11.822	3
16	77	J	8 Joe WHITE	Kawasaki NINJA 300 - Just In Graphics /Silverman I	5	11:21.094	1:05.980	2.572	64.30	2:10.634	2
17	34	J	9 Oliver ARBON	Kawasaki NINJA 300 - tt plumbing and heating	5	11:21.466	1:06.352	0.372	64.27	2:13.043	5
18	777	P12	1 Maximus HARDY	Kawasaki NINJA 400 - DAD	5	11:21.814	1:06.700	0.348	64.23	2:13.229	2
19	97	J	10 Ben PLATT	Kawasaki NINJA 400 - adss ltd	5	11:21.906	1:06.792	0.092	64.23	2:12.631	5
20	400	S	9 Stuart THURTL	Kawasaki NINJA 400 - TeamTortoise Racing	5	11:45.261	1:30.147	23.355	62.10	2:18.773	5
21	60	P12	2 Lennon DOCHERTY	Kawasaki NINJA 300 - Doc Fit Training	5	11:48.877	1:33.763	3.616	61.78	2:19.717	2
22	39	S	10 Peter PARAPANOS	Kawasaki NINJA 300 - Double P Racing	5	11:59.605	1:44.491	10.728	60.86	2:19.425	3
23	48	S	11 Kevin SABBARTON	Kawasaki NINJA 300 - Karen Castle Opticians	5	12:05.767	1:50.653	6.162	60.34	2:15.620	3
24	81	P12	3 Keo WALKER	Kawasaki NINJA 300 - Martin Wight Electrical	5	12:06.786	1:51.672	1.019	60.26	2:22.473	3
25	18	J	11 George HIGGINS	Kawasaki NINJA 300 - Aztec Racing	5	12:10.864	1:55.750	4.078	59.92	2:22.643	3

NOT CLASSIFIED

DNF	66	S	Mark SMITH	Kawasaki NINJA 300 - MHP EXHAUST S	1	2:21.831	4 Laps	4 Laps	61.76		
DNF	221	J	Lewis LAKEY	Kawasaki NINJA 300 -	1	2:21.887	4 Laps	0.056	61.73		
DNF	99	S	Bob COUCHMAN	Kawasaki NINJA 300 - Pinky Janey	1	2:22.243	4 Laps	0.356	61.58		
DNF	50	J	Fred McMULLAN	Kawasaki NINJA 300 - Orwell motorcycles Ipswich	0						
DNF	88	S	David COURT	Kawasaki NINJA 300 -	0						

FASTEST LAP

196	J	Jack KIRSCH	Kawasaki NINJA 400 -	5	2:00.936	72.43 mph	116.57 kph
8	S	Phil ATKINSON	Kawasaki NINJA 300 - Rose mot centre	3	2:05.366	69.87 mph	112.45 kph
777	P12	Maximus HARDY	Kawasaki NINJA 400 - DAD	2	2:13.229	65.75 mph	105.81 kph

Class J - 92.5% of Race Speed = 65.86 mph
 Class S - 92.5% of Race Speed = 62.90 mph
 Class P12 - 92.5% of Race Speed = 59.41 mph

Brands Hatch GP
 Circuit Length = 2.4332 miles
 Start: 13:19 Flag 13:29 End: 13:31

Weather / Track : Rain / Wet

These results are provisional until the conclusion of any judicial and technical matters.

Clerk Of Course :	Steward :	Timekeeper :
-------------------	-----------	--------------

Results can be found at www.tsl-timing.com

Printed - 13:32 Sunday, 04 October 2020



BMCRC - MRO Championships 2020 - Rnd 4 @ Brands Hatch GP

ACU Team Green Junior Cup & Senior 300

RACE 8 - LAP CHART

LAP 1 @ 13:21:11.494

NO	BEHIND	LAP TIME
55		2:08.047
196	0.097	2:08.144
47	1.944	2:09.991
2	3.919	2:11.966
113	5.974	2:14.021
69	6.268	2:14.315
17	8.236	2:16.283
177	8.330	2:16.377
8	8.443	2:16.490
40	8.618	2:16.665
130	8.783	2:16.830
131	9.683	2:17.730
65	10.078	2:18.125
70	10.571	2:18.618
77	12.188	2:20.235
66	13.784	2:21.831
221	13.840	2:21.887
99	14.196	2:22.243
48	14.360	2:22.407
777	14.731	2:22.778
34	15.596	2:23.643
97	16.284	2:24.331
27	16.407	2:24.454
60	19.994	2:28.041
400	20.245	2:28.292
81	23.506	2:31.553
39	24.584	2:32.631
18	25.141	2:33.188

LAP 2 @ 13:23:13.223

NO	BEHIND	LAP TIME
55		2:01.729
196	0.102	2:01.734
47	3.537	2:03.322
2	10.226	2:08.036
69	11.296	2:06.757
8	14.884	2:08.170
113	16.000	2:11.755
40	16.221	2:09.332
17	16.330	2:09.823
130	16.606	2:09.552
177	17.025	2:10.424
131	17.149	2:09.195
70	19.103	2:10.261
65	19.659	2:11.310
77	21.093	2:10.634
777	26.231	2:13.229
27	27.629	2:12.951
97	29.367	2:14.812
34	30.098	2:16.231
60	37.982	2:19.717
400	38.073	2:19.557
39	46.433	2:23.578
81	46.960	2:25.183
18	47.658	2:24.246
48	1:00.234	2:47.603

LAP 3 @ 13:25:16.094

NO	BEHIND	LAP TIME
196		2:02.769
55	0.224	2:03.095

47	5.237	2:04.571	130	42.683	2:07.475
2	16.236	2:08.881	70	51.643	2:13.088
69	16.592	2:08.167	113	52.074	2:14.383
8	17.379	2:05.366	177	53.415	2:14.988
40	21.398	2:08.048	27	1:03.408	2:16.904
17	24.072	2:10.613	77	1:05.980	2:20.409
131	26.496	2:12.218	34	1:06.352	2:13.043
113	26.764	2:13.635	777	1:06.700	2:18.320
130	26.869	2:13.134	97	1:06.792	2:12.631
65	27.575	2:10.787	400	1:30.147	2:18.773
177	27.631	2:13.477	60	1:33.763	2:19.917
70	28.019	2:11.787	39	1:44.491	2:21.238
77	31.397	2:13.175	48	1:50.653	2:24.450
27	36.580	2:11.822	81	1:51.672	2:23.867
777	36.678	2:13.318	18	1:55.750	2:25.474
34	41.953	2:14.726			
97	42.783	2:16.287			
400	54.360	2:19.158			
60	55.474	2:20.363			
39	1:02.987	2:19.425			
81	1:06.562	2:22.473			
18	1:07.430	2:22.643			
48	1:12.983	2:15.620			

LAP 4 @ 13:27:17.475

NO	BEHIND	LAP TIME
55		2:01.157
196	0.150	2:01.531
47	9.516	2:05.660
69	24.114	2:08.903
8	24.205	2:08.207
2	24.226	2:09.371
40	27.205	2:07.188
17	30.279	2:07.588
131	35.413	2:10.298
65	35.540	2:09.346
130	36.294	2:10.806
113	38.777	2:13.394
177	39.513	2:13.263
70	39.641	2:13.003
77	46.657	2:16.641
27	47.590	2:12.391
777	49.466	2:14.169
34	54.395	2:13.823
97	55.247	2:13.845
400	1:12.460	2:19.481
60	1:14.932	2:20.839
39	1:24.339	2:22.733
48	1:27.289	2:15.687
81	1:28.891	2:23.710
18	1:31.362	2:25.313

LAP 5 @ 13:29:18.561

NO	BEHIND	LAP TIME
196		2:00.936
55	0.272	2:01.358
47	15.425	2:06.995
69	28.831	2:05.803
8	32.038	2:08.919
2	33.858	2:10.718
40	34.263	2:08.144
17	35.861	2:06.668
131	41.156	2:06.829
65	41.924	2:07.470

Weather / Track : Rain / Wet

Results can be found at www.tsl-timing.com

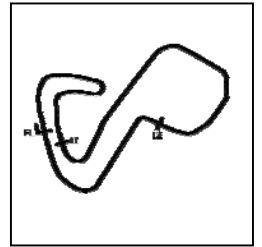
Brands Hatch GP
Circuit Length = 2.4332 miles
Start: 13:19 Flag 13:29 End: 13:31

Printed - 13:32 Sunday, 04 October 2020

BMCRC - MRO Championships 2020 - Rnd 4 @ Brands Hatch GP

ACU Team Green Junior Cup & Senior 300

RACE 8 - SECTOR ANALYSIS



SECTOR 1 = FL to I1, SECTOR 2 = I1 to I2, SECTOR 3 = I2 to FL, DIFF = Difference To Personal Best Lap, P = Crossed Finish Line in Pit Lane, D = Time Disallowed

P1 196 J		Jack KIRSCH		Kawasaki NINJA 400 -			
IDEAL LAP TIME : 2:00.533		BEST LAP TIME : 2:00.936		DIFFERENCE : 0.403			
LAP	SECTOR 1	SECTOR 2	SECTOR 3	LAP TIME	MPH	DIFF	TIME OF DAY
1 -		54.857	29.338	2:08.144	68.35	7.208	13:21:11.591
2 -	37.694	55.673	28.367	2:01.734 (3)	71.95	0.798	13:23:13.325
3 -	38.871	54.830	29.068	2:02.769	71.35	1.833	13:25:16.094
4 -	37.877	55.127	28.527	2:01.531 (2)	72.07	0.595	13:27:17.625
5 -	38.097	54.551	28.288	2:00.936 (1)	72.43		13:29:18.561

P2 55 J		Harrison DESOY		Kawasaki NINJA 400 - Eastern Garage Racing			
IDEAL LAP TIME : 2:00.965		BEST LAP TIME : 2:01.157		DIFFERENCE : 0.192			
LAP	SECTOR 1	SECTOR 2	SECTOR 3	LAP TIME	MPH	DIFF	TIME OF DAY
1 -		55.068	29.275	2:08.047	68.41	6.890	13:21:11.494
2 -	38.247	54.639	28.843	2:01.729 (3)	71.96	0.572	13:23:13.223
3 -	38.817	54.942	29.336	2:03.095	71.16	1.938	13:25:16.318
4 -	38.007	54.530	28.620	2:01.157 (1)	72.30		13:27:17.475
5 -	38.400	54.339	28.619	2:01.358 (2)	72.18	0.201	13:29:18.833

P3 47 J		Joe FARRAGHER		Kawasaki NINJA 400 - J C Utilities Ltd			
IDEAL LAP TIME : 2:03.322		BEST LAP TIME : 2:03.322		DIFFERENCE : 0.000			
LAP	SECTOR 1	SECTOR 2	SECTOR 3	LAP TIME	MPH	DIFF	TIME OF DAY
1 -		55.582	29.660	2:09.991	67.38	6.669	13:21:13.438
2 -	38.526	55.414	29.382	2:03.322 (1)	71.03		13:23:16.760
3 -	38.679	56.028	29.864	2:04.571 (2)	70.32	1.249	13:25:21.331
4 -	39.066	56.668	29.926	2:05.660 (3)	69.71	2.338	13:27:26.991
5 -	39.479	57.224	30.292	2:06.995	68.97	3.673	13:29:33.986

P4 69 S		Danny HUSKINSON		Kawasaki NINJA 300 - art of racing			
IDEAL LAP TIME : 2:05.680		BEST LAP TIME : 2:05.803		DIFFERENCE : 0.123			
LAP	SECTOR 1	SECTOR 2	SECTOR 3	LAP TIME	MPH	DIFF	TIME OF DAY
1 -		57.416	30.693	2:14.315	65.21	8.512	13:21:17.762
2 -	39.521	56.960	30.276	2:06.757 (2)	69.10	0.954	13:23:24.519
3 -	41.299	56.521	30.347	2:08.167 (3)	68.34	2.364	13:25:32.686
4 -	40.254	57.483	31.166	2:08.903	67.95	3.100	13:27:41.589
5 -	39.425	55.979	30.399	2:05.803 (1)	69.63		13:29:47.392

P5 8 S		Phil ATKINSON		Kawasaki NINJA 300 - Rose mot centre			
IDEAL LAP TIME : 2:05.366		BEST LAP TIME : 2:05.366		DIFFERENCE : 0.000			
LAP	SECTOR 1	SECTOR 2	SECTOR 3	LAP TIME	MPH	DIFF	TIME OF DAY
1 -		57.559	30.846	2:16.490	64.17	11.124	13:21:19.937
2 -	40.008	57.541	30.621	2:08.170 (2)	68.34	2.804	13:23:28.107
3 -	39.525	55.907	29.934	2:05.366 (1)	69.87		13:25:33.473
4 -	39.889	57.366	30.952	2:08.207 (3)	68.32	2.841	13:27:41.680
5 -	39.726	58.163	31.030	2:08.919	67.94	3.553	13:29:50.599

P6 2 S		Joe THOMAS		Kawasaki NINJA 400 - 3D Racing			
IDEAL LAP TIME : 2:07.222		BEST LAP TIME : 2:08.036		DIFFERENCE : 0.814			
LAP	SECTOR 1	SECTOR 2	SECTOR 3	LAP TIME	MPH	DIFF	TIME OF DAY
1 -		56.152	30.404	2:11.966	66.37	3.930	13:21:15.413
2 -	40.667	56.966	30.403	2:08.036 (1)	68.41		13:23:23.449
3 -	41.240	57.052	30.589	2:08.881 (2)	67.96	0.845	13:25:32.330
4 -	40.964	56.934	31.473	2:09.371 (3)	67.71	1.335	13:27:41.701
5 -	41.722	58.302	30.694	2:10.718	67.01	2.682	13:29:52.419

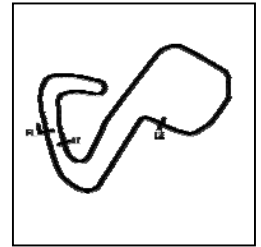
Weather / Track : Rain / Wet

Brands Hatch GP
Circuit Length = 2.4332 miles
Start: 13:19 Flag 13:29 End: 13:31

BMCRC - MRO Championships 2020 - Rnd 4 @ Brands Hatch GP

ACU Team Green Junior Cup & Senior 300

RACE 8 - SECTOR ANALYSIS



SECTOR 1 = FL to I1, SECTOR 2 = I1 to I2, SECTOR 3 = I2 to FL, DIFF = Difference To Personal Best Lap, P = Crossed Finish Line in Pit Lane, D = Time Disallowed

P7 40 S		Tom SPALDING		Kawasaki NINJA 300 - Orion Mis Ltd			
IDEAL LAP TIME : 2:06.808		BEST LAP TIME : 2:07.188		DIFFERENCE : 0.380			
LAP	SECTOR 1	SECTOR 2	SECTOR 3	LAP TIME	MPH	DIFF	TIME OF DAY
1 -		58.486	30.646	2:16.665	64.09	9.477	13:21:20.112
2 -	40.189	58.446	30.697	2:09.332	67.73	2.144	13:23:29.444
3 -	40.939	56.964	30.145	2:08.048 (2)	68.41	0.860	13:25:37.492
4 -	40.046	57.103	30.039	2:07.188 (1)	68.87		13:27:44.680
5 -	40.551	56.723	30.870	2:08.144 (3)	68.35	0.956	13:29:52.824

P8 17 J		Charlotte MARCUZZO		Kawasaki NINJA 300 - Mack Solutions			
IDEAL LAP TIME : 2:06.572		BEST LAP TIME : 2:06.668		DIFFERENCE : 0.096			
LAP	SECTOR 1	SECTOR 2	SECTOR 3	LAP TIME	MPH	DIFF	TIME OF DAY
1 -		58.293	31.330	2:16.283	64.27	9.615	13:21:19.730
2 -	40.315	58.670	30.838	2:09.823 (3)	67.47	3.155	13:23:29.553
3 -	42.131	57.882	30.600	2:10.613	67.06	3.945	13:25:40.166
4 -	40.384	57.185	30.019	2:07.588 (2)	68.65	0.920	13:27:47.754
5 -	39.567	57.281	29.820	2:06.668 (1)	69.15		13:29:54.422

P9 131 J		Dylan MELLOR		Kawasaki NINJA 300 - Team Mellor Racing			
IDEAL LAP TIME : 2:06.829		BEST LAP TIME : 2:06.829		DIFFERENCE : 0.000			
LAP	SECTOR 1	SECTOR 2	SECTOR 3	LAP TIME	MPH	DIFF	TIME OF DAY
1 -		58.608	30.784	2:17.730	63.60	10.901	13:21:21.177
2 -	40.882	57.944	30.369	2:09.195 (2)	67.80	2.366	13:23:30.372
3 -	41.918	59.666	30.634	2:12.218	66.25	5.389	13:25:42.590
4 -	41.433	58.287	30.578	2:10.298 (3)	67.22	3.469	13:27:52.888
5 -	39.809	57.155	29.865	2:06.829 (1)	69.06		13:29:59.717

P10 65 S		Konrad BREESE		Kawasaki NINJA 300 - STIHL Racing			
IDEAL LAP TIME : 2:07.470		BEST LAP TIME : 2:07.470		DIFFERENCE : 0.000			
LAP	SECTOR 1	SECTOR 2	SECTOR 3	LAP TIME	MPH	DIFF	TIME OF DAY
1 -		59.354	30.559	2:18.125	63.41	10.655	13:21:21.572
2 -	41.939	58.541	30.830	2:11.310	66.71	3.840	13:23:32.882
3 -	41.648	58.259	30.880	2:10.787 (3)	66.97	3.317	13:25:43.669
4 -	40.942	58.105	30.299	2:09.346 (2)	67.72	1.876	13:27:53.015
5 -	39.963	57.728	29.779	2:07.470 (1)	68.72		13:30:00.485

P11 130 J		Owen MELLOR		Kawasaki NINJA 300 - Team Mellor Racing			
IDEAL LAP TIME : 2:07.475		BEST LAP TIME : 2:07.475		DIFFERENCE : 0.000			
LAP	SECTOR 1	SECTOR 2	SECTOR 3	LAP TIME	MPH	DIFF	TIME OF DAY
1 -		58.808	31.149	2:16.830	64.01	9.355	13:21:20.277
2 -	40.483	58.766	30.303	2:09.552 (2)	67.61	2.077	13:23:29.829
3 -	42.009	1:00.427	30.698	2:13.134	65.79	5.659	13:25:42.963
4 -	41.640	58.824	30.342	2:10.806 (3)	66.96	3.331	13:27:53.769
5 -	39.457	57.970	30.048	2:07.475 (1)	68.71		13:30:01.244

P12 70 S		Justin WHITE		Kawasaki NINJA 300 - Just In Graphics			
IDEAL LAP TIME : 2:10.157		BEST LAP TIME : 2:10.261		DIFFERENCE : 0.104			
LAP	SECTOR 1	SECTOR 2	SECTOR 3	LAP TIME	MPH	DIFF	TIME OF DAY
1 -		58.806	30.884	2:18.618	63.19	8.357	13:21:22.065
2 -	41.040	58.233	30.988	2:10.261 (1)	67.24		13:23:32.326
3 -	41.978	58.606	31.203	2:11.787 (2)	66.46	1.526	13:25:44.113
4 -	41.527	59.894	31.582	2:13.003 (3)	65.86	2.742	13:27:57.116
5 -	41.142	1:00.853	31.093	2:13.088	65.81	2.827	13:30:10.204

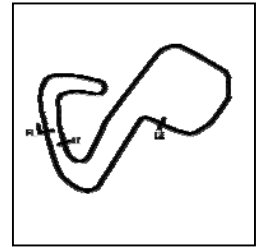
Weather / Track : Rain / Wet

Brands Hatch GP
Circuit Length = 2.4332 miles
Start: 13:19 Flag 13:29 End: 13:31

BMCRC - MRO Championships 2020 - Rnd 4 @ Brands Hatch GP

ACU Team Green Junior Cup & Senior 300

RACE 8 - SECTOR ANALYSIS



SECTOR 1 = FL to I1, SECTOR 2 = I1 to I2, SECTOR 3 = I2 to FL, DIFF = Difference To Personal Best Lap, P = Crossed Finish Line in Pit Lane, D = Time Disallowed

P13 113 J		Mikey HARDIE		Kawasaki NINJA 400 - 113 Events Ltd			
IDEAL LAP TIME : 2:08.575		BEST LAP TIME : 2:11.755		DIFFERENCE : 3.180			
LAP	SECTOR 1	SECTOR 2	SECTOR 3	LAP TIME	MPH	DIFF	TIME OF DAY
1 -		57.544	30.677	2:14.021	65.36	2.266	13:21:17.468
2 -	40.354	59.815	31.586	2:11.755 (1)	66.48		13:23:29.223
3 -	42.365	59.914	31.356	2:13.635 (3)	65.55	1.880	13:25:42.858
4 -	41.884	1:00.307	31.203	2:13.394 (2)	65.66	1.639	13:27:56.252
5 -	41.324	1:01.496	31.563	2:14.383	65.18	2.628	13:30:10.635

P14 177 S		Mark HARDY		Kawasaki NINJA 400 - me			
IDEAL LAP TIME : 2:10.048		BEST LAP TIME : 2:10.424		DIFFERENCE : 0.376			
LAP	SECTOR 1	SECTOR 2	SECTOR 3	LAP TIME	MPH	DIFF	TIME OF DAY
1 -		58.360	31.218	2:16.377	64.23	5.953	13:21:19.824
2 -	40.561	58.736	31.127	2:10.424 (1)	67.16		13:23:30.248
3 -	41.539	1:00.456	31.482	2:13.477 (3)	65.62	3.053	13:25:43.725
4 -	41.405	1:00.198	31.660	2:13.263 (2)	65.73	2.839	13:27:56.988
5 -	41.569	1:01.103	32.316	2:14.988	64.89	4.564	13:30:11.976

P15 27 S		Stephen LANE		Kawasaki NINJA 300 -			
IDEAL LAP TIME : 2:11.213		BEST LAP TIME : 2:11.822		DIFFERENCE : 0.609			
LAP	SECTOR 1	SECTOR 2	SECTOR 3	LAP TIME	MPH	DIFF	TIME OF DAY
1 -		1:00.677	32.148	2:24.454	60.64	12.632	13:21:27.901
2 -	42.617	59.538	30.796	2:12.951 (3)	65.88	1.129	13:23:40.852
3 -	41.748	59.625	30.449	2:11.822 (1)	66.45		13:25:52.674
4 -	41.226	59.827	31.338	2:12.391 (2)	66.16	0.569	13:28:05.065
5 -	42.104	1:02.675	32.125	2:16.904	63.98	5.082	13:30:21.969

P16 77 J		Joe WHITE		Kawasaki NINJA 300 - Just In Graphics /Silverman Field			
IDEAL LAP TIME : 2:09.734		BEST LAP TIME : 2:10.634		DIFFERENCE : 0.900			
LAP	SECTOR 1	SECTOR 2	SECTOR 3	LAP TIME	MPH	DIFF	TIME OF DAY
1 -		58.494	31.006	2:20.235	62.46	9.601	13:21:23.682
2 -	40.234	59.125	31.275	2:10.634 (1)	67.05		13:23:34.316
3 -	41.629	1:00.070	31.476	2:13.175 (2)	65.77	2.541	13:25:47.491
4 -	42.141	1:01.978	32.522	2:16.641 (3)	64.10	6.007	13:28:04.132
5 -	43.367	1:04.213	32.829	2:20.409	62.38	9.775	13:30:24.541

P17 34 J		Oliver ARBON		Kawasaki NINJA 300 - tt plumbing and heating			
IDEAL LAP TIME : 2:12.828		BEST LAP TIME : 2:13.043		DIFFERENCE : 0.215			
LAP	SECTOR 1	SECTOR 2	SECTOR 3	LAP TIME	MPH	DIFF	TIME OF DAY
1 -		1:01.176	31.950	2:23.643	60.98	10.600	13:21:27.090
2 -	43.709	1:00.912	31.610	2:16.231	64.30	3.188	13:23:43.321
3 -	42.707	1:00.155	31.864	2:14.726 (3)	65.01	1.683	13:25:58.047
4 -	41.900	1:00.203	31.720	2:13.823 (2)	65.45	0.780	13:28:11.870
5 -	42.115	1:00.002	30.926	2:13.043 (1)	65.84		13:30:24.913

P18 777 P12		Maximus HARDY		Kawasaki NINJA 400 - DAD			
IDEAL LAP TIME : 2:12.950		BEST LAP TIME : 2:13.229		DIFFERENCE : 0.279			
LAP	SECTOR 1	SECTOR 2	SECTOR 3	LAP TIME	MPH	DIFF	TIME OF DAY
1 -		1:00.728	32.373	2:22.778	61.35	9.549	13:21:26.225
2 -	41.717	1:00.131	31.381	2:13.229 (1)	65.75		13:23:39.454
3 -	41.685	1:00.499	31.134	2:13.318 (2)	65.70	0.089	13:25:52.772
4 -	41.719	1:01.007	31.443	2:14.169 (3)	65.28	0.940	13:28:06.941
5 -	42.275	1:02.937	33.108	2:18.320	63.33	5.091	13:30:25.261

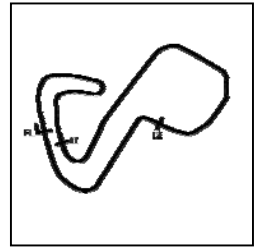
Weather / Track : Rain / Wet

Brands Hatch GP
Circuit Length = 2.4332 miles
Start: 13:19 Flag 13:29 End: 13:31

BMCRC - MRO Championships 2020 - Rnd 4 @ Brands Hatch GP

ACU Team Green Junior Cup & Senior 300

RACE 8 - SECTOR ANALYSIS



SECTOR 1 = FL to I1, SECTOR 2 = I1 to I2, SECTOR 3 = I2 to FL, DIFF = Difference To Personal Best Lap, P = Crossed Finish Line in Pit Lane, D = Time Disallowed

P19 97 J		Ben PLATT		Kawasaki NINJA 400 - adss ltd			
IDEAL LAP TIME : 2:12.631		BEST LAP TIME : 2:12.631		DIFFERENCE : 0.000			
LAP	SECTOR 1	SECTOR 2	SECTOR 3	LAP TIME	MPH	DIFF	TIME OF DAY
1 -		1:00.369	31.180	2:24.331	60.69	11.700	13:21:27.778
2 -	43.328	59.999	31.485	2:14.812 (3)	64.97	2.181	13:23:42.590
3 -	43.220	1:00.412	32.655	2:16.287	64.27	3.656	13:25:58.877
4 -	42.730	59.987	31.128	2:13.845 (2)	65.44	1.214	13:28:12.722
5 -	42.247	59.457	30.927	2:12.631 (1)	66.04		13:30:25.353

P20 400 S		Stuart THURTLÉ		Kawasaki NINJA 400 - TeamTortoise Racing			
IDEAL LAP TIME : 2:17.764		BEST LAP TIME : 2:18.773		DIFFERENCE : 1.009			
LAP	SECTOR 1	SECTOR 2	SECTOR 3	LAP TIME	MPH	DIFF	TIME OF DAY
1 -		1:02.363	32.064	2:28.292	59.07	9.519	13:21:31.739
2 -	43.667	1:03.639	32.251	2:19.557	62.76	0.784	13:23:51.296
3 -	43.852	1:02.629	32.677	2:19.158 (2)	62.94	0.385	13:26:10.454
4 -	43.884	1:03.315	32.282	2:19.481 (3)	62.80	0.708	13:28:29.935
5 -	43.337	1:03.011	32.425	2:18.773 (1)	63.12		13:30:48.708

P21 60 P12		Lennon DOCHERTY		Kawasaki NINJA 300 - Doc Fit Training			
IDEAL LAP TIME : 2:18.051		BEST LAP TIME : 2:19.717		DIFFERENCE : 1.666			
LAP	SECTOR 1	SECTOR 2	SECTOR 3	LAP TIME	MPH	DIFF	TIME OF DAY
1 -		1:02.248	33.475	2:28.041	59.17	8.324	13:21:31.488
2 -	43.490	1:03.554	32.673	2:19.717 (1)	62.69		13:23:51.205
3 -	43.397	1:04.241	32.725	2:20.363 (3)	62.40	0.646	13:26:11.568
4 -	45.116	1:03.317	32.406	2:20.839	62.19	1.122	13:28:32.407
5 -	44.226	1:03.165	32.526	2:19.917 (2)	62.60	0.200	13:30:52.324

P22 39 S		Peter PARAPANOS		Kawasaki NINJA 300 - Double P Racing			
IDEAL LAP TIME : 2:19.425		BEST LAP TIME : 2:19.425		DIFFERENCE : 0.000			
LAP	SECTOR 1	SECTOR 2	SECTOR 3	LAP TIME	MPH	DIFF	TIME OF DAY
1 -		1:04.682	33.274	2:32.631	57.39	13.206	13:21:36.078
2 -	45.841	1:05.421	32.316	2:23.578	61.01	4.153	13:23:59.656
3 -	43.542	1:04.314	31.569	2:19.425 (1)	62.82		13:26:19.081
4 -	45.364	1:05.159	32.210	2:22.733 (3)	61.37	3.308	13:28:41.814
5 -	44.916	1:04.491	31.831	2:21.238 (2)	62.02	1.813	13:31:03.052

P23 48 S		Kevin SABBARTON		Kawasaki NINJA 300 - Karen Castle Opticians			
IDEAL LAP TIME : 2:14.097		BEST LAP TIME : 2:15.620		DIFFERENCE : 1.523			
LAP	SECTOR 1	SECTOR 2	SECTOR 3	LAP TIME	MPH	DIFF	TIME OF DAY
1 -		59.924	33.494	2:22.407	61.51	6.787	13:21:25.854
2 -	1:15.615	1:00.044	31.944	2:47.603	52.26	31.983	13:24:13.457
3 -	42.716	1:00.430	32.474	2:15.620 (1)	64.59		13:26:29.077
4 -	42.431	1:01.069	32.187	2:15.687 (2)	64.55	0.067	13:28:44.764
5 -	42.229	1:09.644	32.577	2:24.450 (3)	60.64	8.830	13:31:09.214

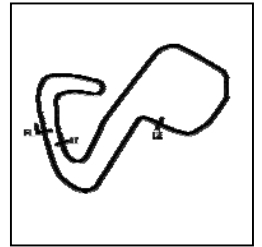
P24 81 P12		Keo WALKER		Kawasaki NINJA 300 - Martin Wight Electrical			
IDEAL LAP TIME : 2:22.084		BEST LAP TIME : 2:22.473		DIFFERENCE : 0.389			
LAP	SECTOR 1	SECTOR 2	SECTOR 3	LAP TIME	MPH	DIFF	TIME OF DAY
1 -		1:04.795	33.884	2:31.553	57.80	9.080	13:21:35.000
2 -	45.025	1:06.733	33.425	2:25.183	60.33	2.710	13:24:00.183
3 -	43.864	1:04.959	33.650	2:22.473 (1)	61.48		13:26:22.656
4 -	44.248	1:05.727	33.735	2:23.710 (2)	60.95	1.237	13:28:46.366
5 -	44.265	1:05.363	34.239	2:23.867 (3)	60.88	1.394	13:31:10.233

Weather / Track : Rain / Wet

BMCRC - MRO Championships 2020 - Rnd 4 @ Brands Hatch GP

ACU Team Green Junior Cup & Senior 300

RACE 8 - SECTOR ANALYSIS



SECTOR 1 = FL to I1, SECTOR 2 = I1 to I2, SECTOR 3 = I2 to FL, DIFF = Difference To Personal Best Lap, P = Crossed Finish Line in Pit Lane, D = Time Disallowed

P25 18 J		George HIGGINS		Kawasaki NINJA 300 - Aztec Racing			
IDEAL LAP TIME : 2:22.365		BEST LAP TIME : 2:22.643		DIFFERENCE : 0.278			
LAP	SECTOR 1	SECTOR 2	SECTOR 3	LAP TIME	MPH	DIFF	TIME OF DAY
1 -		1:04.736	33.542	2:33.188	57.18	10.545	13:21:36.635
2 -	46.150	1:04.929	33.167	2:24.246 (2)	60.72	1.603	13:24:00.881
3 -	44.629	1:04.569	33.445	2:22.643 (1)	61.41		13:26:23.524
4 -	44.990	1:06.069	34.254	2:25.313 (3)	60.28	2.670	13:28:48.837
5 -	45.209	1:06.300	33.965	2:25.474	60.21	2.831	13:31:14.311

P26 66 S		Mark SMITH		Kawasaki NINJA 300 - MHP EXHAUST S			
IDEAL LAP TIME :		BEST LAP TIME :		DIFFERENCE :			
LAP	SECTOR 1	SECTOR 2	SECTOR 3	LAP TIME	MPH	DIFF	TIME OF DAY
1 -		1:00.194	31.549	2:21.831	61.76		13:21:25.278

P27 221 J		Lewis LAKEY		Kawasaki NINJA 300 -			
IDEAL LAP TIME :		BEST LAP TIME :		DIFFERENCE :			
LAP	SECTOR 1	SECTOR 2	SECTOR 3	LAP TIME	MPH	DIFF	TIME OF DAY
1 -		1:00.612	31.040	2:21.887	61.73		13:21:25.334

P28 99 S		Bob COUCHMAN		Kawasaki NINJA 300 - Pinky Janey			
IDEAL LAP TIME :		BEST LAP TIME :		DIFFERENCE :			
LAP	SECTOR 1	SECTOR 2	SECTOR 3	LAP TIME	MPH	DIFF	TIME OF DAY
1 -		1:00.199	31.014	2:22.243	61.58		13:21:25.690

BMCRC - MRO Championships 2020 - Rnd 4 @ Brands Hatch GP

ACU Team Green Junior Cup & Senior 300

RACE 8 - BEST SECTORS

SECTOR 1			SECTOR 2			SECTOR 3			IDEAL / BEST COMPARISON						
POS	NO	NAME	TIME	NO	NAME	TIME	NO	NAME	TIME	POS	NO	NAME	IDEAL	BEST	DIFF
													PERFECT LAP	2:00.321	
1	196	KIRSCH	37.694	55	DESSOY	54.339	196	KIRSCH	28.288	1	196	KIRSCH	2:00.533	2:00.936	0.403
2	55	DESSOY	38.007	196	KIRSCH	54.551	55	DESSOY	28.619	2	55	DESSOY	2:00.965	2:01.157	0.192
3	47	FARRAGHER	38.526	50	McMULLAN	55.107	47	FARRAGHER	29.382	3	47	FARRAGHER	2:03.322	2:03.322	0.000
4	69	HUSKINSON	39.425	47	FARRAGHER	55.414	65	BREESE	29.779	4	8	ATKINSON	2:05.366	2:05.366	0.000
5	130	MELLOR	39.457	8	ATKINSON	55.907	17	MARCUZZO	29.820	5	69	HUSKINSON	2:05.680	2:05.803	0.123
6	8	ATKINSON	39.525	69	HUSKINSON	55.979	131	MELLOR	29.865	6	17	MARCUZZO	2:06.572	2:06.668	0.096
7	17	MARCUZZO	39.567	2	THOMAS	56.152	8	ATKINSON	29.934	7	40	SPALDING	2:06.808	2:07.188	0.380
8	131	MELLOR	39.809	40	SPALDING	56.723	40	SPALDING	30.039	8	131	MELLOR	2:06.829	2:06.829	0.000
9	65	BREESE	39.963	131	MELLOR	57.155	130	MELLOR	30.048	9	2	THOMAS	2:07.222	2:08.036	0.814
10	40	SPALDING	40.046	17	MARCUZZO	57.185	69	HUSKINSON	30.276	10	65	BREESE	2:07.470	2:07.470	0.000
11	77	WHITE	40.234	113	HARDIE	57.544	2	THOMAS	30.403	11	130	MELLOR	2:07.475	2:07.475	0.000
12	113	HARDIE	40.354	65	BREESE	57.728	27	LANE	30.449	12	113	HARDIE	2:08.575	2:11.755	3.180
13	177	HARDY	40.561	130	MELLOR	57.970	113	HARDIE	30.677	13	77	WHITE	2:09.734	2:10.634	0.900
14	2	THOMAS	40.667	70	WHITE	58.233	70	WHITE	30.884	14	177	HARDY	2:10.048	2:10.424	0.376
15	70	WHITE	41.040	177	HARDY	58.360	34	ARBON	30.926	15	70	WHITE	2:10.157	2:10.261	0.104
16	27	LANE	41.226	77	WHITE	58.494	97	PLATT	30.927	16	27	LANE	2:11.213	2:11.822	0.609
17	777	HARDY	41.685	88	COURT	58.817	77	WHITE	31.006	17	97	PLATT	2:12.631	2:12.631	0.000
18	34	ARBON	41.900	97	PLATT	59.457	99	COUCHMAN	31.014	18	34	ARBON	2:12.828	2:13.043	0.215
19	48	SABBARTON	42.229	27	LANE	59.538	221	LAKEY	31.040	19	777	HARDY	2:12.950	2:13.229	0.279
20	97	PLATT	42.247	48	SABBARTON	59.924	177	HARDY	31.127	20	48	SABBARTON	2:14.097	2:15.620	1.523
21	400	THURTL	43.337	34	ARBON	1:00.002	777	HARDY	31.134	21	400	THURTL	2:17.764	2:18.773	1.009
22	60	DOCHERTY	43.397	777	HARDY	1:00.131	66	SMITH	31.549	22	60	DOCHERTY	2:18.051	2:19.717	1.666
23	39	PARAPANOS	43.542	66	SMITH	1:00.194	39	PARAPANOS	31.569	23	39	PARAPANOS	2:19.425	2:19.425	0.000
24	81	WALKER	43.864	99	COUCHMAN	1:00.199	48	SABBARTON	31.944	24	81	WALKER	2:22.084	2:22.473	0.389
25	18	HIGGINS	44.629	221	LAKEY	1:00.612	400	THURTL	32.064	25	18	HIGGINS	2:22.365	2:22.643	0.278
26				60	DOCHERTY	1:02.248	60	DOCHERTY	32.406	26	66	SMITH			
27				400	THURTL	1:02.363	18	HIGGINS	33.167	27	99	COUCHMAN			
28				39	PARAPANOS	1:04.314	81	WALKER	33.425	28	221	LAKEY			
29				18	HIGGINS	1:04.569									
30				81	WALKER	1:04.795									

Weather / Track : Rain / Wet

Results can be found at www.tsl-timing.com

Brands Hatch GP

Circuit Length = 2.4332 miles

Start: 13:19 Flag 13:29 End: 13:31

Printed - 13:33 Sunday, 04 October 2020

BMCRC - MRO Championships 2020 - Rnd 4 @ Brands Hatch GP

ACU Team Green Junior Cup & Senior 300

RACE 8 - STATISTICS

Competitors Started 30
Planned Start 2020-10-04 @ 12:40:00.000
Actual Start 2020-10-04 @ 13:19:03.446
Finish Time 2020-10-04 @ 13:29:18.560
Track Length 2.4332mi.
Total Laps 128
Total Distance Covered 311.4610mi.

Session Fastest Lap History

NO	CL	NAME	LAP TIME	TIME OF DAY	LAP	VEHICLE
55	J	Harrison DESSOY	2:01.729	13:23:13.235	2	Kawasaki NINJA 400
55	J	Harrison DESSOY	2:01.157	13:27:17.486	4	Kawasaki NINJA 400
196	J	Jack KIRSCH	2:00.936	13:29:18.591	5	Kawasaki NINJA 400

Session Leader History

NO	CL	NAME	FROM LAP	LAPS LED	DISTANCE	VEHICLE
55	J	Harrison DESSOY	1	2	4.86 miles	Kawasaki NINJA 400
196	J	Jack KIRSCH	3	1	2.43 miles	Kawasaki NINJA 400
55	J	Harrison DESSOY	4	1	2.43 miles	Kawasaki NINJA 400
196	J	Jack KIRSCH	5	1	2.43 miles	Kawasaki NINJA 400

Flag History

TYPE	TIME OF DAY
GREEN	13:19:03.446
FINISH	13:29:18.560

Flag Statistics

TYPE	COUNT	TOTAL LAPS	TOTAL TIME
Green	1	5	12:15.486
Red	0	0	0.000
Safety Car	0	0	0.000
FCY	0	0	0.000

Weather / Track : Rain / Wet

Results can be found at www.tsl-timing.com

Page 1 of 4

Brands Hatch GP
Circuit Length = 2.4332 miles
Start: 13:19 Flag 13:29 End: 13:31

Printed - 13:33 Sunday, 04 October 2020

BMCRC - MRO Championships 2020 - Rnd 4 @ Brands Hatch GP

ACU Team Green Junior Cup & Senior 300

RACE 8 - STATISTICS

CLASS : J

13 Starters

Fastest Lap History

NO	NAME	LAP TIME	TIME OF DAY	LAP	VEHICLE
55	Harrison DESSOY	2:01.729	13:23:13.235	2	Kawasaki NINJA 400
55	Harrison DESSOY	2:01.157	13:27:17.486	4	Kawasaki NINJA 400
196	Jack KIRSCH	2:00.936	13:29:18.591	5	Kawasaki NINJA 400

Leader History

NO	NAME	FROM LAP	LAPS LED	DISTANCE	VEHICLE
55	Harrison DESSOY	1	2	4.86 miles	Kawasaki NINJA 400
196	Jack KIRSCH	3	1	2.43 miles	Kawasaki NINJA 400
55	Harrison DESSOY	4	1	2.43 miles	Kawasaki NINJA 400
196	Jack KIRSCH	5	1	2.43 miles	Kawasaki NINJA 400

BMCRC - MRO Championships 2020 - Rnd 4 @ Brands Hatch GP

ACU Team Green Junior Cup & Senior 300

RACE 8 - STATISTICS

CLASS : S

14 Starters

Fastest Lap History

NO	NAME	LAP TIME	TIME OF DAY	LAP	VEHICLE
2	Joe THOMAS	2:08.036	13:23:23.459	2	Kawasaki NINJA 400
69	Danny HUSKINSON	2:06.757	13:23:24.532	2	Kawasaki NINJA 300
8	Phil ATKINSON	2:05.366	13:25:33.504	3	Kawasaki NINJA 300

Leader History

NO	NAME	FROM LAP	LAPS LED	DISTANCE	VEHICLE
2	Joe THOMAS	1	3	7.29 miles	Kawasaki NINJA 400
69	Danny HUSKINSON	4	2	4.86 miles	Kawasaki NINJA 300

BMCRC - MRO Championships 2020 - Rnd 4 @ Brands Hatch GP

ACU Team Green Junior Cup & Senior 300

RACE 8 - STATISTICS

CLASS : P12

3 Starters

Fastest Lap History

NO	NAME	LAP TIME	TIME OF DAY	LAP	VEHICLE
777	Maximus HARDY	2:13.229	13:23:39.468	2	Kawasaki NINJA 400

Leader History

NO	NAME	FROM LAP	LAPS LED	DISTANCE	VEHICLE
777	Maximus HARDY	1	5	12.16 miles	Kawasaki NINJA 400

BMCRC - MRO Championships 2020 - Rnd 4 @ Brands Hatch GP



ACU Team Green Junior Cup & Senior 300

RACE 19 - GRID (5 Laps)



ROW 11	33		32	12	Cameron CARR	31	0	Paul Le MASURIER	
ROW 10	30	88	David COURT	29	50	Fred McMULLAN	28	99	Bob COUCHMAN
ROW 9	27	221	Lewis LAKEY	26	66	Mark SMITH	25	18	George HIGGINS
ROW 8	24	81	Keo WALKER	23	60	Lennon DOCHERTY	22	39	Peter PARAPANOS
ROW 7	21	400	Stuart THURTLÉ	20	48	Kevin SABBARTON	19	777	Maximus HARDY
ROW 6	18	34	Oliver ARBON	17	97	Ben PLATT	16	27	Stephen LANE
ROW 5	15	113	Mikey HARDIE	14	77	Joe WHITE	13	177	Mark HARDY
ROW 4	12	70	Justin WHITE	11	2	Joe THOMAS	10	130	Owen MELLOR
ROW 3	9	65	Konrad BREESE	8	40	Tom SPALDING	7	131	Dylan MELLOR
ROW 2	6	17	Charlotte MARCUZZO	5	69	Danny HUSKINSON	4	8	Phil ATKINSON
ROW 1	3	47	Joe FARRAGHER	2	55	Harrison DESSOY	1	196	Jack KIRSCH
									Pole

Brands Hatch GP
Circuit Length = 2.4332 miles

These results are provisional until the conclusion of any judicial and technical matters.

Clerk Of Course :	Steward :	Timekeeper :
-------------------	-----------	--------------

Results can be found at www.tsl-timing.com

Printed - 13:34 Sunday, 04 October 2020



BMCRC - MRO Championships 2020 - Rnd 4 @ Brands Hatch GP



ACU Team Green Junior Cup & Senior 300

RACE 19 - CLASSIFICATION

Kawasaki

POS	NO	CL	PIC NAME	ENTRY	LAPS	TIME	GAP	DIFF	MPH	BEST	ON
1	55	J	1 Harrison DESSOY	Kawasaki NINJA 400 - Eastern Garage Racing	3	6:02.211			72.55	1:57.822	3
2	47	J	2 Joe FARRAGHER	Kawasaki NINJA 400 - J C Utilities Ltd	3	6:03.029	0.818	0.818	72.38	1:57.165	3
3	17	J	3 Charlotte MARCUZZO	Kawasaki NINJA 300 - Mack Solutions	3	6:09.625	7.414	6.596	71.09	2:00.678	2
4	130	J	4 Owen MELLOR	Kawasaki NINJA 300 - Team Mellor Racing	3	6:20.297	18.086	10.672	69.10	2:04.098	2
5	113	J	5 Mikey HARDIE	Kawasaki NINJA 400 - 113 Events Ltd	3	6:20.382	18.171	0.085	69.08	2:03.911	2
6	177	S	1 Mark HARDY	Kawasaki NINJA 400 - me	3	6:21.061	18.850	0.679	68.96	2:04.262	2
7	69	S	2 Danny HUSKINSON	Kawasaki NINJA 300 - art of racing	3	6:21.433	19.222	0.372	68.89	2:05.386	3
8	40	S	3 Tom SPALDING	Kawasaki NINJA 300 - Orion Mis Ltd	3	6:21.543	19.332	0.110	68.87	2:04.334	2
9	65	S	4 Konrad BREESE	Kawasaki NINJA 300 - STIHL Racing	3	6:37.878	35.667	16.335	66.04	2:08.845	3
10	34	J	6 Oliver ARBON	Kawasaki NINJA 300 - It plumbing and heating	3	6:41.950	39.739	4.072	65.37	2:09.488	2
11	27	S	5 Stephen LANE	Kawasaki NINJA 300 -	3	6:45.261	43.050	3.311	64.84	2:12.524	2
12	66	S	6 Mark SMITH	Kawasaki NINJA 300 - MHP EXHAUST S	3	6:45.389	43.178	0.128	64.82	2:12.097	2
13	48	S	7 Kevin SABBARTON	Kawasaki NINJA 300 - Karen Castle Opticians	3	6:51.111	48.900	5.722	63.92	2:13.768	2
14	60	P12	1 Lennon DOCHERTY	Kawasaki NINJA 300 - Doc Fit Training	3	6:55.497	53.286	4.386	63.24	2:15.194	3
15	777	P12	2 Maximus HARDY	Kawasaki NINJA 400 - DAD	3	6:56.420	54.209	0.923	63.10	2:14.013	3
16	97	J	7 Ben PLATT	Kawasaki NINJA 400 - adss ltd	3	7:01.026	58.815	4.606	62.41	2:10.756	2
17	131	J	8 Dylan MELLOR	Kawasaki NINJA 300 - Team Mellor Racing	3	7:02.168	59.957	1.142	62.24	2:19.857	3
18	81	P12	3 Keo WALKER	Kawasaki NINJA 300 - Martin Wight Electrical	3	7:07.000	1:04.789	4.832	61.54	2:16.816	3
19	18	J	9 George HIGGINS	Kawasaki NINJA 300 - Aztec Racing	3	7:43.112	1:40.901	36.112	56.74	2:28.704	2

NOT CLASSIFIED

DNF	196	J	Jack KIRSCH	Kawasaki NINJA 400 -	2	4:05.721	1 Lap	1 Lap	71.29	1:59.907	2
-----	-----	---	-------------	----------------------	---	----------	-------	-------	-------	----------	---

FASTEST LAP

	47	J	Joe FARRAGHER	Kawasaki NINJA 400 - J C Utilities Ltd	3	1:57.165			74.76 mph	120.32 kph	
	177	S	Mark HARDY	Kawasaki NINJA 400 - me	2	2:04.262			70.49 mph	113.45 kph	
	777	P12	Maximus HARDY	Kawasaki NINJA 400 - DAD	3	2:14.013			65.36 mph	105.19 kph	

Class J - 92.5% of Race Speed = 67.10 mph
 Class S - 92.5% of Race Speed = 63.78 mph
 Class P12 - 92.5% of Race Speed = 58.49 mph

Brands Hatch GP
 Circuit Length = 2.4332 miles
 Start: 17:39 Flag 17:45 End: 17:46

Weather / Track : Rain / Wet
 These results are provisional until the conclusion of any judicial and technical matters.

Clerk Of Course :	Steward :	Timekeeper :
-------------------	-----------	--------------

Results can be found at www.tsl-timing.com

Printed - 17:47 Sunday, 04 October 2020



BMCRC - MRO Championships 2020 - Rnd 4 @ Brands Hatch GP

ACU Team Green Junior Cup & Senior 300

RACE 19 - LAP CHART

LAP 1 @ 17:41:15.967

NO	BEHIND	LAP TIME
55		2:05.707
196	0.107	2:05.814
47	1.052	2:06.759
17	1.982	2:07.689
69	4.863	2:10.570
130	5.586	2:11.293
113	5.687	2:11.394
177	6.178	2:11.885
40	6.674	2:12.381
131	12.322	2:18.029
27	13.368	2:19.075
65	14.133	2:19.840
34	14.356	2:20.063
66	15.167	2:20.874
48	16.544	2:22.251
60	18.700	2:24.407
777	19.062	2:24.769
81	24.764	2:30.471
97	33.420	2:39.127
18	33.817	2:39.524

97	58.815	2:11.143
131	59.957	2:19.857
81	1:04.789	2:16.816
18	1:40.901	2:34.884

LAP 2 @ 17:43:14.649

NO	BEHIND	LAP TIME
55		1:58.682
196	1.332	1:59.907
47	1.475	1:59.105
17	3.978	2:00.678
113	10.916	2:03.911
130	11.002	2:04.098
69	11.658	2:05.477
177	11.758	2:04.262
40	12.326	2:04.334
65	24.644	2:09.193
34	25.162	2:09.488
27	27.210	2:12.524
66	28.582	2:12.097
48	31.630	2:13.768
60	35.914	2:15.896
131	37.922	2:24.282
777	38.018	2:17.638
97	45.494	2:10.756
81	45.795	2:19.713
18	1:03.839	2:28.704

LAP 3 @ 17:45:12.471

NO	BEHIND	LAP TIME
55		1:57.822
47	0.818	1:57.165
17	7.414	2:01.258
130	18.086	2:04.906
113	18.171	2:05.077
177	18.850	2:04.914
69	19.222	2:05.386
40	19.332	2:04.828
65	35.667	2:08.845
34	39.739	2:12.399
27	43.050	2:13.662
66	43.178	2:12.418
48	48.900	2:15.092
60	53.286	2:15.194
777	54.209	2:14.013

Weather / Track : Rain / Wet

Results can be found at www.tsl-timing.com

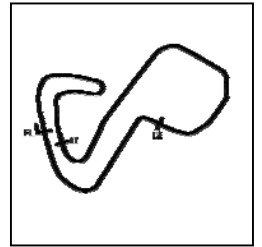
Brands Hatch GP
Circuit Length = 2.4332 miles
Start: 17:39 Flag 17:45 End: 17:46

Printed - 17:47 Sunday, 04 October 2020

BMCRC - MRO Championships 2020 - Rnd 4 @ Brands Hatch GP

ACU Team Green Junior Cup & Senior 300

RACE 19 - SECTOR ANALYSIS



SECTOR 1 = FL to I1, SECTOR 2 = I1 to I2, SECTOR 3 = I2 to FL, DIFF = Difference To Personal Best Lap, P = Crossed Finish Line in Pit Lane, D = Time Disallowed

P1 55 J Harrison DESOY		Kawasaki NINJA 400 - Eastern Garage Racing					
IDEAL LAP TIME : 1:57.822		BEST LAP TIME : 1:57.822		DIFFERENCE : 0.000			
LAP	SECTOR 1	SECTOR 2	SECTOR 3	LAP TIME	MPH	DIFF	TIME OF DAY
1 -		53.525	28.905	2:05.707	69.68	7.885	17:41:15.967
2 -	37.545	52.884	28.253	1:58.682 (2)	73.80	0.860	17:43:14.649
3 -	36.946	52.687	28.189	1:57.822 (1)	74.34		17:45:12.471

P2 47 J Joe FARRAGHER		Kawasaki NINJA 400 - J C Utilities Ltd					
IDEAL LAP TIME : 1:57.165		BEST LAP TIME : 1:57.165		DIFFERENCE : 0.000			
LAP	SECTOR 1	SECTOR 2	SECTOR 3	LAP TIME	MPH	DIFF	TIME OF DAY
1 -		53.915	28.451	2:06.759	69.10	9.594	17:41:17.019
2 -	37.577	53.614	27.914	1:59.105 (2)	73.54	1.940	17:43:16.124
3 -	37.154	52.133	27.878	1:57.165 (1)	74.76		17:45:13.289

P3 17 J Charlotte MARCUZZO		Kawasaki NINJA 300 - Mack Solutions					
IDEAL LAP TIME : 2:00.223		BEST LAP TIME : 2:00.678		DIFFERENCE : 0.455			
LAP	SECTOR 1	SECTOR 2	SECTOR 3	LAP TIME	MPH	DIFF	TIME OF DAY
1 -		54.552	28.859	2:07.689	68.60	7.011	17:41:17.949
2 -	38.041	53.921	28.716	2:00.678 (1)	72.58		17:43:18.627
3 -	37.586	54.422	29.250	2:01.258 (2)	72.24	0.580	17:45:19.885

P4 130 J Owen MELLOR		Kawasaki NINJA 300 - Team Mellor Racing					
IDEAL LAP TIME : 2:03.869		BEST LAP TIME : 2:04.098		DIFFERENCE : 0.229			
LAP	SECTOR 1	SECTOR 2	SECTOR 3	LAP TIME	MPH	DIFF	TIME OF DAY
1 -		56.158	29.285	2:11.293	66.71	7.195	17:41:21.553
2 -	39.023	56.009	29.066	2:04.098 (1)	70.58		17:43:25.651
3 -	38.794	56.352	29.760	2:04.906 (2)	70.13	0.808	17:45:30.557

P5 113 J Mikey HARDIE		Kawasaki NINJA 400 - 113 Events Ltd					
IDEAL LAP TIME : 2:03.886		BEST LAP TIME : 2:03.911		DIFFERENCE : 0.025			
LAP	SECTOR 1	SECTOR 2	SECTOR 3	LAP TIME	MPH	DIFF	TIME OF DAY
1 -		56.346	29.719	2:11.394	66.66	7.483	17:41:21.654
2 -	38.596	55.759	29.556	2:03.911 (1)	70.69		17:43:25.565
3 -	38.571	56.436	30.070	2:05.077 (2)	70.03	1.166	17:45:30.642

P6 177 S Mark HARDY		Kawasaki NINJA 400 - me					
IDEAL LAP TIME : 2:04.262		BEST LAP TIME : 2:04.262		DIFFERENCE : 0.000			
LAP	SECTOR 1	SECTOR 2	SECTOR 3	LAP TIME	MPH	DIFF	TIME OF DAY
1 -		56.560	29.689	2:11.885	66.41	7.623	17:41:22.145
2 -	38.604	56.347	29.311	2:04.262 (1)	70.49		17:43:26.407
3 -	38.711	56.408	29.795	2:04.914 (2)	70.12	0.652	17:45:31.321

P7 69 S Danny HUSKINSON		Kawasaki NINJA 300 - art of racing					
IDEAL LAP TIME : 2:04.900		BEST LAP TIME : 2:05.386		DIFFERENCE : 0.486			
LAP	SECTOR 1	SECTOR 2	SECTOR 3	LAP TIME	MPH	DIFF	TIME OF DAY
1 -		55.670	29.935	2:10.570	67.08	5.184	17:41:20.830
2 -	39.308	56.186	29.983	2:05.477 (2)	69.81	0.091	17:43:26.307
3 -	39.510	55.657	30.219	2:05.386 (1)	69.86		17:45:31.693

P8 40 S Tom SPALDING		Kawasaki NINJA 300 - Orion Mis Ltd					
IDEAL LAP TIME : 2:03.980		BEST LAP TIME : 2:04.334		DIFFERENCE : 0.354			
LAP	SECTOR 1	SECTOR 2	SECTOR 3	LAP TIME	MPH	DIFF	TIME OF DAY
1 -		56.345	29.602	2:12.381	66.17	8.047	17:41:22.641
2 -	38.615	56.176	29.543	2:04.334 (1)	70.45		17:43:26.975
3 -	39.006	55.822	30.000	2:04.828 (2)	70.17	0.494	17:45:31.803

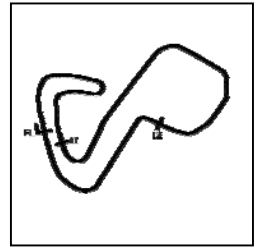
Weather / Track : Rain / Wet

Brands Hatch GP
Circuit Length = 2.4332 miles
Start: 17:39 Flag 17:45 End: 17:46

BMCRC - MRO Championships 2020 - Rnd 4 @ Brands Hatch GP

ACU Team Green Junior Cup & Senior 300

RACE 19 - SECTOR ANALYSIS



SECTOR 1 = FL to I1, SECTOR 2 = I1 to I2, SECTOR 3 = I2 to FL, DIFF = Difference To Personal Best Lap, P = Crossed Finish Line in Pit Lane, D = Time Disallowed

P9 65 S		Konrad BREESE		Kawasaki NINJA 300 - STIHL Racing			
IDEAL LAP TIME : 2:08.556		BEST LAP TIME : 2:08.845		DIFFERENCE : 0.289			
LAP	SECTOR 1	SECTOR 2	SECTOR 3	LAP TIME	MPH	DIFF	TIME OF DAY
1 -		1:02.699	31.414	2:19.840	62.64	10.995	17:41:30.100
2 -	40.586	57.988	30.619	2:09.193 (2)	67.80	0.348	17:43:39.293
3 -	39.949	57.990	30.906	2:08.845 (1)	67.98		17:45:48.138

P10 34 J		Oliver ARBON		Kawasaki NINJA 300 - tt plumbing and heating			
IDEAL LAP TIME : 2:08.098		BEST LAP TIME : 2:09.488		DIFFERENCE : 1.390			
LAP	SECTOR 1	SECTOR 2	SECTOR 3	LAP TIME	MPH	DIFF	TIME OF DAY
1 -		58.986	30.558	2:20.063	62.54	10.575	17:41:30.323
2 -	41.618	57.882	29.988	2:09.488 (1)	67.64		17:43:39.811
3 -	40.228	1:01.565	30.606	2:12.399 (2)	66.16	2.911	17:45:52.210

P11 27 S		Stephen LANE		Kawasaki NINJA 300 -			
IDEAL LAP TIME : 2:10.856		BEST LAP TIME : 2:12.524		DIFFERENCE : 1.668			
LAP	SECTOR 1	SECTOR 2	SECTOR 3	LAP TIME	MPH	DIFF	TIME OF DAY
1 -		59.956	30.738	2:19.075	62.98	6.551	17:41:29.335
2 -	42.444	59.537	30.543	2:12.524 (1)	66.10		17:43:41.859
3 -	40.776	1:00.427	32.459	2:13.662 (2)	65.53	1.138	17:45:55.521

P12 66 S		Mark SMITH		Kawasaki NINJA 300 - MHP EXHAUST S			
IDEAL LAP TIME : 2:11.391		BEST LAP TIME : 2:12.097		DIFFERENCE : 0.706			
LAP	SECTOR 1	SECTOR 2	SECTOR 3	LAP TIME	MPH	DIFF	TIME OF DAY
1 -		1:00.165	30.840	2:20.874	62.18	8.777	17:41:31.134
2 -	41.899	59.493	30.705	2:12.097 (1)	66.31		17:43:43.231
3 -	41.193	59.629	31.596	2:12.418 (2)	66.15	0.321	17:45:55.649

P13 48 S		Kevin SABBARTON		Kawasaki NINJA 300 - Karen Castle Opticians			
IDEAL LAP TIME : 2:13.283		BEST LAP TIME : 2:13.768		DIFFERENCE : 0.485			
LAP	SECTOR 1	SECTOR 2	SECTOR 3	LAP TIME	MPH	DIFF	TIME OF DAY
1 -		1:00.410	31.870	2:22.251	61.57	8.483	17:41:32.511
2 -	42.051	1:00.200	31.517	2:13.768 (1)	65.48		17:43:46.279
3 -	42.040	59.726	33.326	2:15.092 (2)	64.84	1.324	17:46:01.371

P14 60 P12		Lennon DOCHERTY		Kawasaki NINJA 300 - Doc Fit Training			
IDEAL LAP TIME : 2:14.863		BEST LAP TIME : 2:15.194		DIFFERENCE : 0.331			
LAP	SECTOR 1	SECTOR 2	SECTOR 3	LAP TIME	MPH	DIFF	TIME OF DAY
1 -		1:01.502	31.700	2:24.407	60.66	9.213	17:41:34.667
2 -	41.861	1:02.363	31.672	2:15.896 (2)	64.45	0.702	17:43:50.563
3 -	42.152	1:01.330	31.712	2:15.194 (1)	64.79		17:46:05.757

P15 777 P12		Maximus HARDY		Kawasaki NINJA 400 - DAD			
IDEAL LAP TIME : 2:13.769		BEST LAP TIME : 2:14.013		DIFFERENCE : 0.244			
LAP	SECTOR 1	SECTOR 2	SECTOR 3	LAP TIME	MPH	DIFF	TIME OF DAY
1 -		1:02.508	31.595	2:24.769	60.50	10.756	17:41:35.029
2 -	41.847	1:03.143	32.648	2:17.638 (2)	63.64	3.625	17:43:52.667
3 -	41.581	1:00.593	31.839	2:14.013 (1)	65.36		17:46:06.680

P16 97 J		Ben PLATT		Kawasaki NINJA 400 - adss ltd			
IDEAL LAP TIME : 2:10.072		BEST LAP TIME : 2:10.756		DIFFERENCE : 0.684			
LAP	SECTOR 1	SECTOR 2	SECTOR 3	LAP TIME	MPH	DIFF	TIME OF DAY
1 -		59.220	30.448	2:39.127	55.04	28.371	17:41:49.387
2 -	40.876	58.748	31.132	2:10.756 (1)	66.99		17:44:00.143
3 -	41.194	59.109	30.840	2:11.143 (2)	66.79	0.387	17:46:11.286

Weather / Track : Rain / Wet

Brands Hatch GP

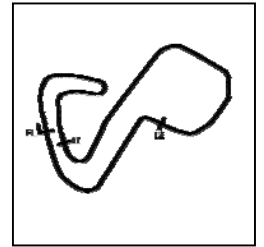
Circuit Length = 2.4332 miles

Start: 17:39 Flag 17:45 End: 17:46

BMCRC - MRO Championships 2020 - Rnd 4 @ Brands Hatch GP

ACU Team Green Junior Cup & Senior 300

RACE 19 - SECTOR ANALYSIS



SECTOR 1 = FL to I1, SECTOR 2 = I1 to I2, SECTOR 3 = I2 to FL, DIFF = Difference To Personal Best Lap, P = Crossed Finish Line in Pit Lane, D = Time Disallowed

P17 131 J		Dylan MELLOR		Kawasaki NINJA 300 - Team Mellor Racing			
IDEAL LAP TIME : 2:15.491		BEST LAP TIME : 2:19.857		DIFFERENCE : 4.366			
LAP	SECTOR 1	SECTOR 2	SECTOR 3	LAP TIME	MPH	DIFF	TIME OF DAY
1 -		59.759	31.280	2:18.029	63.46		17:41:28.289
2 -	45.182	1:06.249	32.851	2:24.282 (2)	60.71	4.425	17:43:52.571
3 -	44.452	1:02.914	32.491	2:19.857 (1)	62.63		17:46:12.428

P18 81 P12		Keo WALKER		Kawasaki NINJA 300 - Martin Wight Electrical			
IDEAL LAP TIME : 2:16.816		BEST LAP TIME : 2:16.816		DIFFERENCE : 0.000			
LAP	SECTOR 1	SECTOR 2	SECTOR 3	LAP TIME	MPH	DIFF	TIME OF DAY
1 -		1:04.014	32.979	2:30.471	58.21	13.655	17:41:40.731
2 -	42.971	1:03.510	33.232	2:19.713 (2)	62.69	2.897	17:44:00.444
3 -	42.206	1:01.933	32.677	2:16.816 (1)	64.02		17:46:17.260

P19 18 J		George HIGGINS		Kawasaki NINJA 300 - Aztec Racing			
IDEAL LAP TIME : 2:28.176		BEST LAP TIME : 2:28.704		DIFFERENCE : 0.528			
LAP	SECTOR 1	SECTOR 2	SECTOR 3	LAP TIME	MPH	DIFF	TIME OF DAY
1 -		1:06.365	34.487	2:39.524	54.91	10.820	17:41:49.784
2 -	47.481	1:06.496	34.727	2:28.704 (1)	58.90		17:44:18.488
3 -	47.324	1:10.536	37.024	2:34.884 (2)	56.55	6.180	17:46:53.372

P20 196 J		Jack KIRSCH		Kawasaki NINJA 400 -			
IDEAL LAP TIME : 1:57.621		BEST LAP TIME : 1:59.907		DIFFERENCE : 2.286			
LAP	SECTOR 1	SECTOR 2	SECTOR 3	LAP TIME	MPH	DIFF	TIME OF DAY
1 -		53.847	28.914	2:05.814	69.62	5.907	17:41:16.074
2 -	37.312	54.623	27.972	1:59.907 (1)	73.05		17:43:15.981

BMCRC - MRO Championships 2020 - Rnd 4 @ Brands Hatch GP

ACU Team Green Junior Cup & Senior 300

RACE 19 - BEST SECTORS

SECTOR 1			SECTOR 2			SECTOR 3			IDEAL / BEST COMPARISON						
POS	NO	NAME	TIME	NO	NAME	TIME	NO	NAME	TIME	POS	NO	NAME	IDEAL	BEST	DIFF
													PERFECT LAP	1:56.885	
1	196	KIRSCH	36.874	47	FARRAGHER	52.133	47	FARRAGHER	27.878	1	47	FARRAGHER	1:57.165	1:57.165	0.000
2	55	DESSOY	36.946	55	DESSOY	52.687	196	KIRSCH	27.972	2	196	KIRSCH	1:57.621	1:59.907	2.286
3	47	FARRAGHER	37.154	196	KIRSCH	52.775	55	DESSOY	28.189	3	55	DESSOY	1:57.822	1:57.822	0.000
4	17	MARCUZZO	37.586	17	MARCUZZO	53.921	17	MARCUZZO	28.716	4	17	MARCUZZO	2:00.223	2:00.678	0.455
5	113	HARDIE	38.571	69	HUSKINSON	55.657	130	MELLOR	29.066	5	130	MELLOR	2:03.869	2:04.098	0.229
6	177	HARDY	38.604	113	HARDIE	55.759	177	HARDY	29.311	6	113	HARDIE	2:03.886	2:03.911	0.025
7	40	SPALDING	38.615	40	SPALDING	55.822	40	SPALDING	29.543	7	40	SPALDING	2:03.980	2:04.334	0.354
8	130	MELLOR	38.794	130	MELLOR	56.009	113	HARDIE	29.556	8	177	HARDY	2:04.262	2:04.262	0.000
9	69	HUSKINSON	39.308	177	HARDY	56.347	69	HUSKINSON	29.935	9	69	HUSKINSON	2:04.900	2:05.386	0.486
10	65	BREESE	39.949	34	ARBON	57.882	34	ARBON	29.988	10	34	ARBON	2:08.098	2:09.488	1.390
11	34	ARBON	40.228	65	BREESE	57.988	97	PLATT	30.448	11	65	BREESE	2:08.556	2:08.845	0.289
12	27	LANE	40.776	97	PLATT	58.748	27	LANE	30.543	12	97	PLATT	2:10.072	2:10.756	0.684
13	97	PLATT	40.876	66	SMITH	59.493	65	BREESE	30.619	13	27	LANE	2:10.856	2:12.524	1.668
14	66	SMITH	41.193	27	LANE	59.537	66	SMITH	30.705	14	66	SMITH	2:11.391	2:12.097	0.706
15	777	HARDY	41.581	48	SABBARTON	59.726	131	MELLOR	31.280	15	48	SABBARTON	2:13.283	2:13.768	0.485
16	60	DOCHERTY	41.861	131	MELLOR	59.759	48	SABBARTON	31.517	16	777	HARDY	2:13.769	2:14.013	0.244
17	48	SABBARTON	42.040	777	HARDY	1:00.593	777	HARDY	31.595	17	60	DOCHERTY	2:14.863	2:15.194	0.331
18	81	WALKER	42.206	60	DOCHERTY	1:01.330	60	DOCHERTY	31.672	18	131	MELLOR	2:15.491	2:19.857	4.366
19	131	MELLOR	44.452	81	WALKER	1:01.933	81	WALKER	32.677	19	81	WALKER	2:16.816	2:16.816	0.000
20	18	HIGGINS	47.324	18	HIGGINS	1:06.365	18	HIGGINS	34.487	20	18	HIGGINS	2:28.176	2:28.704	0.528

Weather / Track : Rain / Wet

Results can be found at www.tsl-timing.com

Brands Hatch GP

Circuit Length = 2.4332 miles

Start: 17:39 Flag 17:45 End: 17:46

Printed - 17:47 Sunday, 04 October 2020

BMCRC - MRO Championships 2020 - Rnd 4 @ Brands Hatch GP

ACU Team Green Junior Cup & Senior 300

RACE 19 - STATISTICS

Competitors Started 20
Planned Start 2020-10-04 @ 17:01:00.000
Actual Start 2020-10-04 @ 17:39:10.259
Finish Time 2020-10-04 @ 17:45:12.470
Track Length 2.4332mi.
Total Laps 59
Total Distance Covered 143.5640mi.

Session Fastest Lap History

NO	CL	NAME	LAP TIME	TIME OF DAY	LAP	VEHICLE
55	J	Harrison DESSOY	1:58.682	17:43:14.660	2	Kawasaki NINJA 400
55	J	Harrison DESSOY	1:57.822	17:45:12.484	3	Kawasaki NINJA 400
47	J	Joe FARRAGHER	1:57.165	17:45:13.301	3	Kawasaki NINJA 400

Session Leader History

NO	CL	NAME	FROM LAP	LAPS LED	DISTANCE	VEHICLE
55	J	Harrison DESSOY	1	3	7.29 miles	Kawasaki NINJA 400

Flag History

TYPE	TIME OF DAY
GREEN	17:39:10.259
FINISH	17:45:12.470

Flag Statistics

TYPE	COUNT	TOTAL LAPS	TOTAL TIME
Green	1	3	7:46.158
Red	0	0	0.000
Safety Car	0	0	0.000
FCY	0	0	0.000

BMCRC - MRO Championships 2020 - Rnd 4 @ Brands Hatch GP

ACU Team Green Junior Cup & Senior 300

RACE 19 - STATISTICS

CLASS : J

10 Starters

Fastest Lap History

NO	NAME	LAP TIME	TIME OF DAY	LAP	VEHICLE
55	Harrison DESSOY	1:58.682	17:43:14.660	2	Kawasaki NINJA 400
55	Harrison DESSOY	1:57.822	17:45:12.484	3	Kawasaki NINJA 400
47	Joe FARRAGHER	1:57.165	17:45:13.301	3	Kawasaki NINJA 400

Leader History

NO	NAME	FROM LAP	LAPS LED	DISTANCE	VEHICLE
55	Harrison DESSOY	1	3	7.29 miles	Kawasaki NINJA 400

BMCRC - MRO Championships 2020 - Rnd 4 @ Brands Hatch GP

ACU Team Green Junior Cup & Senior 300

RACE 19 - STATISTICS

CLASS : S

7 Starters

Fastest Lap History

NO	NAME	LAP TIME	TIME OF DAY	LAP	VEHICLE
69	Danny HUSKINSON	2:05.477	17:43:26.321	2	Kawasaki NINJA 300
177	Mark HARDY	2:04.262	17:43:26.425	2	Kawasaki NINJA 400

Leader History

NO	NAME	FROM LAP	LAPS LED	DISTANCE	VEHICLE
69	Danny HUSKINSON	1	2	4.86 miles	Kawasaki NINJA 300
177	Mark HARDY	3	1	2.43 miles	Kawasaki NINJA 400

BMCRC - MRO Championships 2020 - Rnd 4 @ Brands Hatch GP

ACU Team Green Junior Cup & Senior 300

RACE 19 - STATISTICS

CLASS : P12

3 Starters

Fastest Lap History

NO	NAME	LAP TIME	TIME OF DAY	LAP	VEHICLE
60	Lennon DOCHERTY	2:15.896	17:43:50.574	2	Kawasaki NINJA 300
60	Lennon DOCHERTY	2:15.194	17:46:05.766	3	Kawasaki NINJA 300
777	Maximus HARDY	2:14.013	17:46:06.696	3	Kawasaki NINJA 400

Leader History

NO	NAME	FROM LAP	LAPS LED	DISTANCE	VEHICLE
60	Lennon DOCHERTY	1	3	7.29 miles	Kawasaki NINJA 300

BMCRC-MRO Championships 2020



**REACTIVE PARTS MRO
POWERBIKES inc MSS
PERFORMANCE CLUBMAN 1000**

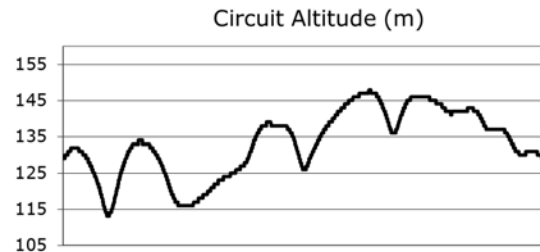
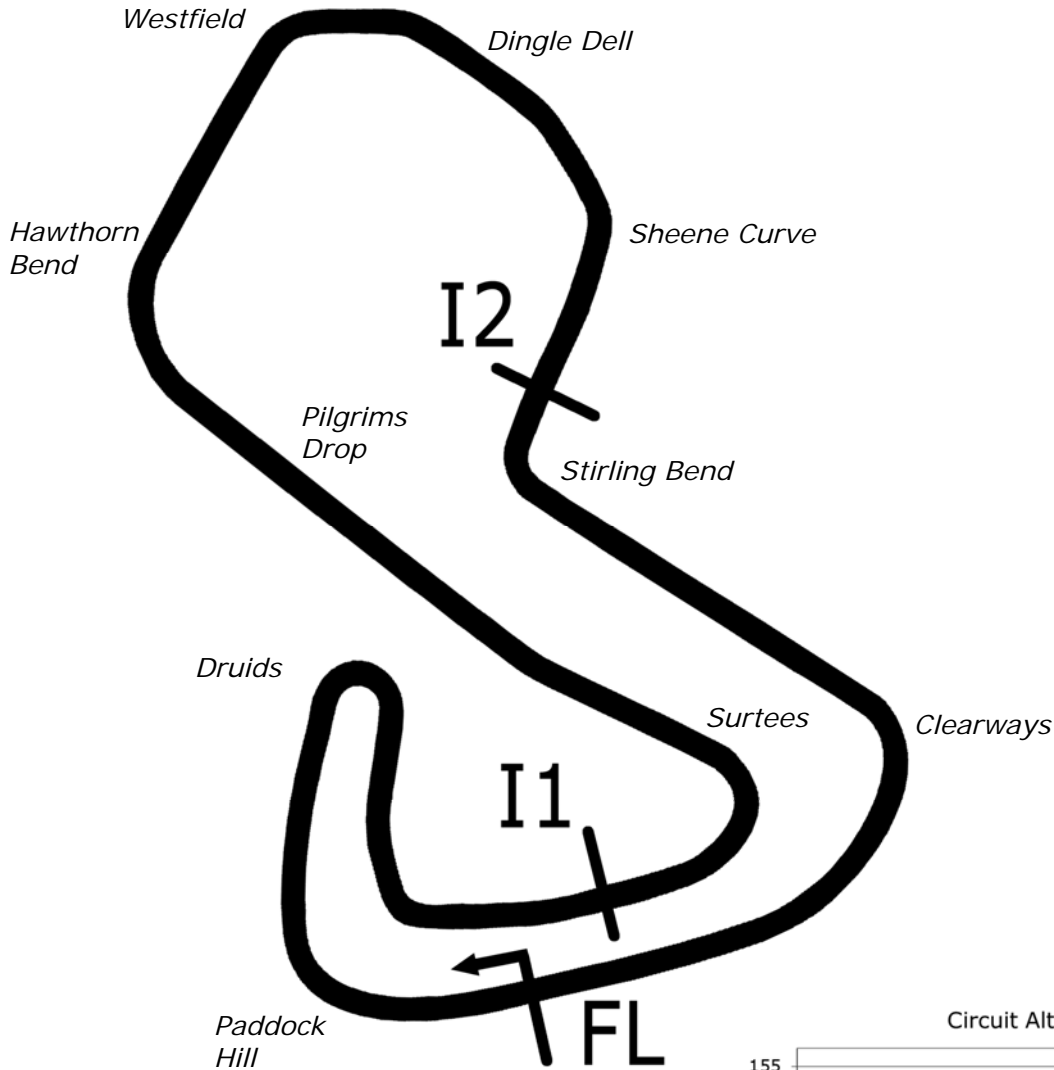
Brands Hatch GP Circuit

3rd / 4th October 2020



Results Provided by Timing Solutions Ltd
www.tsl-timing.com

Brands Hatch GP



Length	2.4332 miles	3916.0 m	
FL		51.36032 N	0.26032 E
I1	1116m	51.35934 N	0.25955 E
I2	2928m	51.35532 N	0.26250 E
Pit Entry	3646m	51.35911 N	0.25743 E
Pit Exit	26m after FL	51.36027 N	0.26078 E
Pit Entry-Pit Exit 277m, 16.6s @60kph, 12.4s @80kph			

All results available at www.tsl-timing.com

BMCRC - MRO Championships 2020 - Rnd 4 @ Brands Hatch GP

Reactive Parts MRO Powerbikes inc MSS Performance Clubman 1000

QUALIFYING - CLASSIFICATION



POS	NO	CL	PIC NAME	ENTRY	TIME	ON	LAPS	GAP	DIFF	MPH
1	16		1 Glenn WALSH	BMW S1000RR - Walters Medical	1:45.422	2	4			83.09
2	1		2 Mark BRIDGER	Yamaha R1 - Moremoto	1:47.438	6	6	2.016	2.016	81.53
3	2		3 Peter BAKER	Kawasaki ZX10R - Dodfrey Engineering	1:47.513	3	6	2.091	0.075	81.47
4	711		4 Ritchie THORNTON	Kawasaki ZX10R - Team 71	1:48.391	6	6	2.969	0.878	80.81
5	86		5 David SHOUBRIDGE	Ducati 899 - Old Garage Legends	1:48.532	4	6	3.110	0.141	80.71
6	177	C	1 Ryan WARRINGTON	Kawasaki ZX10R - RWarrington Carpentry	1:48.633	4	4	3.211	0.101	80.63
7	44		6 Nicky WILSON	Suzuki GSXR 1000 - Demon GP/Haslemere Motorcycles	1:49.006	6	6	3.584	0.373	80.36
8	33		7 Michael NEEVES	BMW S1000RR - Prime Factors Racing	1:49.223	6	6	3.801	0.217	80.20
9	14		8 Dijon COMPTON	Ducati 899 -	1:49.242	5	6	3.820	0.019	80.18
10	23		9 Max SYMONDS	BMW S1000RR - J&C Symonds LTD	1:49.288	6	6	3.866	0.046	80.15
11	35	C	2 Robert CRESSWELL	Kawasaki ZX10R - ODDJOBROB Racing	1:49.875	5	6	4.453	0.587	79.72
12	9	C	3 Luke DIXON	BMW S1000RR -	1:49.916	6	6	4.494	0.041	79.69
13	17		10 Philip BAKER	BMW S1000RR - Dickie Donna and Malcom Sausage J1	1:52.177	6	6	6.755	2.261	78.08
14	98		11 Rick DICKINSON	BMW S1000RR - MotorcycleRaceParts.co.uk	1:52.443	6	6	7.021	0.266	77.90
15	83	C	4 Jason SIGGS	Yamaha R1 - J Siggs Construction	1:52.479	6	6	7.057	0.036	77.87
16	173		12 Stephen DRAPER	Kawasaki ZX10 -	1:52.689	5	6	7.267	0.210	77.73
17	646	C	5 Sukminder RAI	Yamaha R1 -	1:52.913	6	6	7.491	0.224	77.58
18	46	C	6 Simon GATES	Kawasaki ZX10R - Team Kawafati	1:53.140	4	4	7.718	0.227	77.42
19	51		13 Michael HOGARTH	Kawasaki ZX10 RR - WHR Racing	1:53.275	4	6	7.853	0.135	77.33
20	71		14 Tom NORTON	Kawasaki ZX10 -	1:53.626	6	6	8.204	0.351	77.09
21	39		15 Max MORGAN	Kawasaki ZX10RR - MSS PERFORMANCE	1:53.853	5	6	8.431	0.227	76.93
22	8		16 John COUGHLAN	APRILIA RSV4RF - BIKERSWORLD	1:54.085	6	6	8.663	0.232	76.78
23	15		17 Mariusz SIEMIENIUK-JUZWIUK	BMW S 1000 RR - BELMONT AUTO SERVICE	1:54.263	6	6	8.841	0.178	76.66
24	333		18 Andrew HOUGHTON	Yamaha R1 -	1:54.336	4	6	8.914	0.073	76.61
25	833		19 Talan SKEELS-PIGGINS	Yamaha R1 - Talan Racing	1:54.889	4	6	9.467	0.553	76.24
26	277	C	7 Adrian AVERRE	Yamaha R1 - Ryders Alley Racing	1:55.180	5	5	9.758	0.291	76.05
27	194		20 Charles BEALE	Suzuki GSXR1000R -	1:55.850	2	2	10.428	0.670	75.61
28	24		21 Alan SMITH	Kawasaki ZX10R - Orwells Mcs	1:56.256	5	5	10.834	0.406	75.34
29	149		22 Callum HAMMETT	Honda CBR 1000 -	1:57.426	5	5	12.004	1.170	74.59
30	88	C	8 Scott HALLIDAY	Suzuki GSXR 1000 - Performance fitness gym	1:58.097	2	3	12.675	0.671	74.17
31	41		23 David ABRAHAM	Yamaha R1 - Cambridge Motorcycles	1:58.579	2	2	13.157	0.482	73.87
32	79		24 Craig WATSON	Kawasaki ZX10RR - ADSS Kawasaki	1:58.612	5	5	13.190	0.033	73.85
33	129	C	9 Cecil DINSMORE	Suzuki GSXR 1000 - KnC Motorsport	1:59.695	1	3	14.273	1.083	73.18
34	175		25 Mark KENDLE	Kawasaki ZX10RR -	2:00.611	5	5	15.189	0.916	72.62
35	82		26 Adrian LEWIS	Yamaha R1 - Me	2:01.098	4	4	15.676	0.487	72.33
36	76		27 Jason BYARD	Suzuki GSXR - May Construction	2:07.104	2	2	21.682	6.006	68.91

Brands Hatch GP

Circuit Length = 2.4332 miles

Start: 10:12 Flag 10:24 End: 10:26

Weather / Track : Cloudy / Wet

These results are provisional until the conclusion of any judicial and technical matters.

Clerk Of Course :	Steward :	Timekeeper :
-------------------	-----------	--------------

Results can be found at www.tsl-timing.com

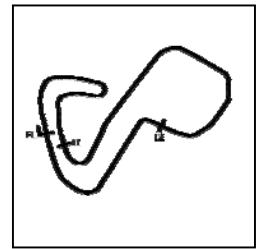
Printed - 10:26 Saturday, 03 October 2020



BMCRC - MRO Championships 2020 - Rnd 4 @ Brands Hatch GP

Reactive Parts MRO Powerbikes inc MSS Performance Clubman 1000

QUALIFYING - SECTOR ANALYSIS



SECTOR 1 = FL to I1, SECTOR 2 = I1 to I2, SECTOR 3 = I2 to FL, DIFF = Difference To Personal Best Lap, P = Crossed Finish Line in Pit Lane, D = Time Disallowed

P1 16		Glenn WALSH		BMW S1000RR - Walters Medical			
IDEAL LAP TIME : 1:45.406		BEST LAP TIME : 1:45.422		DIFFERENCE : 0.016			
LAP	SECTOR 1	SECTOR 2	SECTOR 3	LAP TIME	MPH	DIFF	TIME OF DAY
1 -	34.671	48.223	25.100	1:47.994 (3)	81.11	2.572	10:16:02.867
2 -	33.941	47.002	24.479	1:45.422 (1)	83.09		10:17:48.289
3 -	33.925	48.183	25.066	1:47.174 (2)	81.73	1.752	10:19:35.463
4 -	34.486	48.598	25.641	1:48.725	80.56	3.303	10:21:24.188

P2 1		Mark BRIDGER		Yamaha R1 - Moremoto			
IDEAL LAP TIME : 1:46.975		BEST LAP TIME : 1:47.438		DIFFERENCE : 0.463			
LAP	SECTOR 1	SECTOR 2	SECTOR 3	LAP TIME	MPH	DIFF	TIME OF DAY
1 -	36.640	51.891	26.146	1:54.677	76.38	7.239	10:16:01.119
2 -	35.715	49.353	25.405	1:50.473	79.29	3.035	10:17:51.592
3 -	35.253	49.477	25.158	1:49.888	79.71	2.450	10:19:41.480
4 -	35.103	49.264	25.448	1:49.815 (3)	79.76	2.377	10:21:31.295
5 -	34.804	48.139	24.730	1:47.673 (2)	81.35	0.235	10:23:18.968
6 -	34.225	48.602	24.611	1:47.438 (1)	81.53		10:25:06.406

P3 2		Peter BAKER		Kawasaki ZX10R - Dodfrey Engineering			
IDEAL LAP TIME : 1:47.350		BEST LAP TIME : 1:47.513		DIFFERENCE : 0.163			
LAP	SECTOR 1	SECTOR 2	SECTOR 3	LAP TIME	MPH	DIFF	TIME OF DAY
1 -	35.463	49.188	25.515	1:50.166	79.51	2.653	10:16:04.956
2 -	34.972	49.601	25.518	1:50.091	79.56	2.578	10:17:55.047
3 -	34.405	47.991	25.117	1:47.513 (1)	81.47		10:19:42.560
4 -	34.351	48.091	25.390	1:47.832 (3)	81.23	0.319	10:21:30.392
5 -	34.614	48.054	25.209	1:47.877	81.20	0.364	10:23:18.269
6 -	34.267	48.428	25.092	1:47.787 (2)	81.26	0.274	10:25:06.056

P4 711		Ritchie THORNTON		Kawasaki ZX10R - Team 71			
IDEAL LAP TIME : 1:48.391		BEST LAP TIME : 1:48.391		DIFFERENCE : 0.000			
LAP	SECTOR 1	SECTOR 2	SECTOR 3	LAP TIME	MPH	DIFF	TIME OF DAY
1 -	36.255	51.797	26.903	1:54.955	76.20	6.564	10:16:02.641
2 -	37.204	50.783	26.629	1:54.616	76.42	6.225	10:17:57.257
3 -	36.381	50.486	25.814	1:52.681	77.74	4.290	10:19:49.938
4 -	35.681	49.822	25.616	1:51.119 (2)	78.83	2.728	10:21:41.057
5 -	35.708	50.575	25.897	1:52.180 (3)	78.08	3.789	10:23:33.237
6 -	35.008	48.368	25.015	1:48.391 (1)	80.81		10:25:21.628

P5 86		David SHOUBRIDGE		Ducati 899 - Old Garage Legends			
IDEAL LAP TIME : 1:47.562		BEST LAP TIME : 1:48.532		DIFFERENCE : 0.970			
LAP	SECTOR 1	SECTOR 2	SECTOR 3	LAP TIME	MPH	DIFF	TIME OF DAY
1 -	39.154	53.003	26.588	1:58.745	73.77	10.213	10:16:41.269
2 -	36.557	50.150	25.243	1:51.950	78.24	3.418	10:18:33.219
3 -	36.401	50.714	25.913	1:53.028	77.50	4.496	10:20:26.247
4 -	35.601	48.233	24.698	1:48.532 (1)	80.71		10:22:14.779
5 -	34.631	50.122	25.722	1:50.475 (3)	79.29	1.943	10:24:05.254
6 -	35.999	48.786	25.088	1:49.873 (2)	79.72	1.341	10:25:55.127

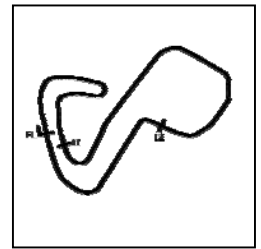
P6 177 C		Ryan WARRINGTON		Kawasaki ZX10R - RWarrington Carpentry			
IDEAL LAP TIME : 1:48.633		BEST LAP TIME : 1:48.633		DIFFERENCE : 0.000			
LAP	SECTOR 1	SECTOR 2	SECTOR 3	LAP TIME	MPH	DIFF	TIME OF DAY
1 -	36.177	53.224	26.802	1:56.203 (3)	75.38	7.570	10:16:20.315
2 -	35.143	50.448	25.517	1:51.108 (2)	78.84	2.475	10:18:11.423
3 -	41.979	50.788	25.822	1:58.589	73.86	9.956	10:20:10.012
4 -	34.224	49.222	25.187	1:48.633 (1)	80.63		10:21:58.645

Weather / Track : Cloudy / Wet

BMCRC - MRO Championships 2020 - Rnd 4 @ Brands Hatch GP

Reactive Parts MRO Powerbikes inc MSS Performance Clubman 1000

QUALIFYING - SECTOR ANALYSIS



SECTOR 1 = FL to I1, SECTOR 2 = I1 to I2, SECTOR 3 = I2 to FL, DIFF = Difference To Personal Best Lap, P = Crossed Finish Line in Pit Lane, D = Time Disallowed

P7 44		Nicky WILSON		Suzuki GSXR 1000 - Demon GP/Haslemere Motorcycles			
IDEAL LAP TIME : 1:48.978		BEST LAP TIME : 1:49.006		DIFFERENCE : 0.028			
LAP	SECTOR 1	SECTOR 2	SECTOR 3	LAP TIME	MPH	DIFF	TIME OF DAY
1 -	37.386	51.781	26.240	1:55.407	75.90	6.401	10:16:05.691
2 -	35.657	49.797	25.543	1:50.997	78.91	1.991	10:17:56.688
3 -	35.707	49.293	25.844	1:50.844	79.02	1.838	10:19:47.532
4 -	35.430	48.898	25.357	1:49.685 (2)	79.86	0.679	10:21:37.217
5 -	35.390	49.238	25.182	1:49.810 (3)	79.77	0.804	10:23:27.027
6 -	35.040	48.926	25.040	1:49.006 (1)	80.36		10:25:16.033

P8 33		Michael NEEVES		BMW S1000RR - Prime Factors Racing			
IDEAL LAP TIME : 1:49.223		BEST LAP TIME : 1:49.223		DIFFERENCE : 0.000			
LAP	SECTOR 1	SECTOR 2	SECTOR 3	LAP TIME	MPH	DIFF	TIME OF DAY
1 -	37.281	51.547	26.138	1:54.966	76.19	5.743	10:16:03.197
2 -	36.205	50.654	26.141	1:53.000	77.52	3.777	10:17:56.197
3 -	35.508	49.668	25.729	1:50.905	78.98	1.682	10:19:47.102
4 -	35.532	48.990	25.268	1:49.790 (3)	79.78	0.567	10:21:36.892
5 -	35.394	48.990	25.223	1:49.607 (2)	79.92	0.384	10:23:26.499
6 -	35.119	48.915	25.189	1:49.223 (1)	80.20		10:25:15.722

P9 14		Dijon COMPTON		Ducati 899 -			
IDEAL LAP TIME : 1:49.242		BEST LAP TIME : 1:49.242		DIFFERENCE : 0.000			
LAP	SECTOR 1	SECTOR 2	SECTOR 3	LAP TIME	MPH	DIFF	TIME OF DAY
1 -	38.289	50.876	25.993	1:55.158	76.06	5.916	10:16:59.618
2 -	37.037	50.500	26.056	1:53.593	77.11	4.351	10:18:53.211
3 -	35.799	49.367	26.233	1:51.399 (2)	78.63	2.157	10:20:44.610
4 -	36.130	51.146	27.027	1:54.303	76.63	5.061	10:22:38.913
5 -	35.077	48.434	25.731	1:49.242 (1)	80.18		10:24:28.155
6 -	36.452	49.527	25.816	1:51.795 (3)	78.35	2.553	10:26:19.950

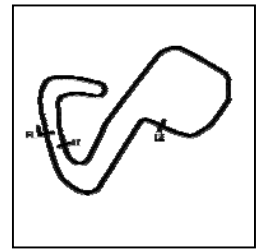
P10 23		Max SYMONDS		BMW S1000RR - J&C Symonds LTD			
IDEAL LAP TIME : 1:49.278		BEST LAP TIME : 1:49.288		DIFFERENCE : 0.010			
LAP	SECTOR 1	SECTOR 2	SECTOR 3	LAP TIME	MPH	DIFF	TIME OF DAY
1 -	36.602	52.035	26.363	1:55.000	76.17	5.712	10:16:02.710
2 -	36.099	51.043	26.245	1:53.387	77.25	4.099	10:17:56.097
3 -	35.137	50.163	26.260	1:51.560	78.52	2.272	10:19:47.657
4 -	35.511	49.834	25.473	1:50.818 (3)	79.04	1.530	10:21:38.475
5 -	34.975	50.098	25.138	1:50.211 (2)	79.48	0.923	10:23:28.686
6 -	34.907	49.233	25.148	1:49.288 (1)	80.15		10:25:17.974

P11 35 C		Robert CRESSWELL		Kawasaki ZX10R - ODDJOBROB Racing			
IDEAL LAP TIME : 1:49.875		BEST LAP TIME : 1:49.875		DIFFERENCE : 0.000			
LAP	SECTOR 1	SECTOR 2	SECTOR 3	LAP TIME	MPH	DIFF	TIME OF DAY
1 -	37.134	53.099	27.178	1:57.411	74.60	7.536	10:16:01.973
2 -	36.179	51.438	26.464	1:54.081	76.78	4.206	10:17:56.054
3 -	36.499	50.960	25.799	1:53.258	77.34	3.383	10:19:49.312
4 -	35.618	50.037	25.869	1:51.524 (3)	78.54	1.649	10:21:40.836
5 -	35.124	49.377	25.374	1:49.875 (1)	79.72		10:23:30.711
6 -	35.285	49.805	25.414	1:50.504 (2)	79.27	0.629	10:25:21.215

BMCRC - MRO Championships 2020 - Rnd 4 @ Brands Hatch GP

Reactive Parts MRO Powerbikes inc MSS Performance Clubman 1000

QUALIFYING - SECTOR ANALYSIS



SECTOR 1 = FL to I1, SECTOR 2 = I1 to I2, SECTOR 3 = I2 to FL, DIFF = Difference To Personal Best Lap, P = Crossed Finish Line in Pit Lane, D = Time Disallowed

P12 9 C		Luke DIXON		BMW S1000RR -			
IDEAL LAP TIME : 1:49.745		BEST LAP TIME : 1:49.916		DIFFERENCE : 0.171			
LAP	SECTOR 1	SECTOR 2	SECTOR 3	LAP TIME	MPH	DIFF	TIME OF DAY
1 -	37.237	51.332	26.318	1:54.887	76.24	4.971	10:16:03.740
2 -	36.395	50.730	25.738	1:52.863	77.61	2.947	10:17:56.603
3 -	36.337	50.744	25.755	1:52.836	77.63	2.920	10:19:49.439
4 -	35.879	49.440	25.509	1:50.828 (2)	79.03	0.912	10:21:40.267
5 -	35.330	50.582	25.406	1:51.318 (3)	78.69	1.402	10:23:31.585
6 -	35.501	49.025	25.390	1:49.916 (1)	79.69		10:25:21.501

P13 17		Philip BAKER		BMW S1000RR - Dickie Donna and Malcom Sausage J10 elect			
IDEAL LAP TIME : 1:52.177		BEST LAP TIME : 1:52.177		DIFFERENCE : 0.000			
LAP	SECTOR 1	SECTOR 2	SECTOR 3	LAP TIME	MPH	DIFF	TIME OF DAY
1 -	38.526	54.106	27.090	1:59.722	73.16	7.545	10:16:45.609
2 -	37.188	51.457	27.250	1:55.895	75.58	3.718	10:18:41.504
3 -	37.978	52.883	26.625	1:57.486	74.56	5.309	10:20:38.990
4 -	37.460	50.935	26.467	1:54.862 (3)	76.26	2.685	10:22:33.852
5 -	36.341	50.742	26.293	1:53.376 (2)	77.26	1.199	10:24:27.228
6 -	35.913	50.185	26.079	1:52.177 (1)	78.08		10:26:19.405

P14 98		Rick DICKINSON		BMW S1000RR - MotorcycleRaceParts.co.uk			
IDEAL LAP TIME : 1:52.333		BEST LAP TIME : 1:52.443		DIFFERENCE : 0.110			
LAP	SECTOR 1	SECTOR 2	SECTOR 3	LAP TIME	MPH	DIFF	TIME OF DAY
1 -	37.679	54.031	27.376	1:59.086	73.55	6.643	10:16:22.157
2 -	37.284	52.628	26.324	1:56.236	75.36	3.793	10:18:18.393
3 -	37.688	51.874	26.641	1:56.203	75.38	3.760	10:20:14.596
4 -	37.119	51.108	25.873	1:54.100 (3)	76.77	1.657	10:22:08.696
5 -	36.769	50.803	26.288	1:53.860 (2)	76.93	1.417	10:24:02.556
6 -	36.570	49.890	25.983	1:52.443 (1)	77.90		10:25:54.999

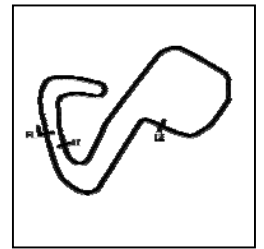
P15 83 C		Jason SIGGS		Yamaha R1 - J Siggs Construction			
IDEAL LAP TIME : 1:51.971		BEST LAP TIME : 1:52.479		DIFFERENCE : 0.508			
LAP	SECTOR 1	SECTOR 2	SECTOR 3	LAP TIME	MPH	DIFF	TIME OF DAY
1 -	38.911	52.452	26.960	1:58.323	74.03	5.844	10:16:38.458
2 -	36.482	51.157	26.304	1:53.943	76.87	1.464	10:18:32.401
3 -	36.952	51.686	25.998	1:54.636	76.41	2.157	10:20:27.037
4 -	36.594	50.936	25.805	1:53.335 (3)	77.29	0.856	10:22:20.372
5 -	36.286	50.476	26.219	1:52.981 (2)	77.53	0.502	10:24:13.353
6 -	35.690	50.854	25.935	1:52.479 (1)	77.87		10:26:05.832

P16 173		Stephen DRAPER		Kawasaki ZX10 -			
IDEAL LAP TIME : 1:52.635		BEST LAP TIME : 1:52.689		DIFFERENCE : 0.054			
LAP	SECTOR 1	SECTOR 2	SECTOR 3	LAP TIME	MPH	DIFF	TIME OF DAY
1 -	39.629	52.754	26.540	1:58.923	73.65	6.234	10:16:38.712
2 -	36.740	50.972	26.053	1:53.765	76.99	1.076	10:18:32.477
3 -	36.527	51.125	25.990	1:53.642 (3)	77.08	0.953	10:20:26.119
4 -	37.109	50.749	25.808	1:53.666	77.06	0.977	10:22:19.785
5 -	36.454	50.512	25.723	1:52.689 (1)	77.73		10:24:12.474
6 -	36.427	50.485	25.918	1:52.830 (2)	77.63	0.141	10:26:05.304

BMCRC - MRO Championships 2020 - Rnd 4 @ Brands Hatch GP

Reactive Parts MRO Powerbikes inc MSS Performance Clubman 1000

QUALIFYING - SECTOR ANALYSIS



SECTOR 1 = FL to I1, SECTOR 2 = I1 to I2, SECTOR 3 = I2 to FL, DIFF = Difference To Personal Best Lap, P = Crossed Finish Line in Pit Lane, D = Time Disallowed

P17 646 C		Sukminder RAI		Yamaha R1 -			
IDEAL LAP TIME : 1:52.565		BEST LAP TIME : 1:52.913		DIFFERENCE : 0.348			
LAP	SECTOR 1	SECTOR 2	SECTOR 3	LAP TIME	MPH	DIFF	TIME OF DAY
1 -	38.807	53.849	27.383	2:00.039	72.97	7.126	10:16:46.206
2 -	37.222	52.698	26.398	1:56.318	75.30	3.405	10:18:42.524
3 -	37.219	52.756	27.251	1:57.226	74.72	4.313	10:20:39.750
4 -	36.949	51.357	26.037	1:54.343 (3)	76.61	1.430	10:22:34.093
5 -	36.494	50.638	26.172	1:53.304 (2)	77.31	0.391	10:24:27.397
6 -	35.890	50.659	26.364	1:52.913 (1)	77.58		10:26:20.310

P18 46 C		Simon GATES		Kawasaki ZX10R - Team Kawafati			
IDEAL LAP TIME : 1:52.423		BEST LAP TIME : 1:53.140		DIFFERENCE : 0.717			
LAP	SECTOR 1	SECTOR 2	SECTOR 3	LAP TIME	MPH	DIFF	TIME OF DAY
1 -	39.706	53.421	26.406	1:59.533	73.28	6.393	10:16:07.127
2 -	37.188	51.534	25.728	1:54.450 (3)	76.53	1.310	10:18:01.577
3 -	37.330	50.263	25.911	1:53.504 (2)	77.17	0.364	10:19:55.081
4 -	36.432	50.664	26.044	1:53.140 (1)	77.42		10:21:48.221

P19 51		Michael HOGARTH		Kawasaki ZX10 RR - WHR Racing			
IDEAL LAP TIME : 1:52.970		BEST LAP TIME : 1:53.275		DIFFERENCE : 0.305			
LAP	SECTOR 1	SECTOR 2	SECTOR 3	LAP TIME	MPH	DIFF	TIME OF DAY
1 -	38.706	53.956	27.425	2:00.087	72.94	6.812	10:16:05.872
2 -	37.510	51.350	26.483	1:55.343	75.94	2.068	10:18:01.215
3 -	36.339	50.820	26.415	1:53.574 (3)	77.12	0.299	10:19:54.789
4 -	36.187	50.919	26.169	1:53.275 (1)	77.33		10:21:48.064
5 -	35.981	50.961	26.350	1:53.292 (2)	77.32	0.017	10:23:41.356
6 -	36.120	50.923	26.637	1:53.680	77.05	0.405	10:25:35.036

P20 71		Tom NORTON		Kawasaki ZX10 -			
IDEAL LAP TIME : 1:53.477		BEST LAP TIME : 1:53.626		DIFFERENCE : 0.149			
LAP	SECTOR 1	SECTOR 2	SECTOR 3	LAP TIME	MPH	DIFF	TIME OF DAY
1 -	38.156	51.815	26.981	1:56.952	74.90	3.326	10:16:22.215
2 -	37.505	51.430	26.536	1:55.471	75.86	1.845	10:18:17.686
3 -	38.036	51.344	26.136	1:55.516	75.83	1.890	10:20:13.202
4 -	37.228	51.457	26.669	1:55.354 (3)	75.93	1.728	10:22:08.556
5 -	37.860	50.912	26.262	1:55.034 (2)	76.15	1.408	10:24:03.590
6 -	36.710	50.631	26.285	1:53.626 (1)	77.09		10:25:57.216

P21 39		Max MORGAN		Kawasaki ZX10RR - MSS PERFORMANCE			
IDEAL LAP TIME : 1:53.145		BEST LAP TIME : 1:53.853		DIFFERENCE : 0.708			
LAP	SECTOR 1	SECTOR 2	SECTOR 3	LAP TIME	MPH	DIFF	TIME OF DAY
1 -	39.128	54.721	28.184	2:02.033	71.78	8.180	10:16:44.307
2 -	38.140	51.567	27.309	1:57.016	74.86	3.163	10:18:41.323
3 -	37.695	52.812	27.096	1:57.603	74.48	3.750	10:20:38.926
4 -	37.099	51.118	26.585	1:54.802 (3)	76.30	0.949	10:22:33.728
5 -	36.063	50.976	26.814	1:53.853 (1)	76.93		10:24:27.581
6 -	36.890	50.723	26.359	1:53.972 (2)	76.85	0.119	10:26:21.553

P22 8		John COUGHLAN		APRILIA RSV4RF - BIKERSWORLD			
IDEAL LAP TIME : 1:53.355		BEST LAP TIME : 1:54.085		DIFFERENCE : 0.730			
LAP	SECTOR 1	SECTOR 2	SECTOR 3	LAP TIME	MPH	DIFF	TIME OF DAY
1 -	38.209	53.217	27.037	1:58.463	73.94	4.378	10:16:23.422
2 -	37.994	51.587	26.346	1:55.927	75.56	1.842	10:18:19.349
3 -	37.298	51.889	26.537	1:55.724	75.69	1.639	10:20:15.073
4 -	37.476	51.540	26.370	1:55.386 (3)	75.91	1.301	10:22:10.459
5 -	36.963	51.650	25.803	1:54.416 (2)	76.56	0.331	10:24:04.875
6 -	37.170	50.589	26.326	1:54.085 (1)	76.78		10:25:58.960

Weather / Track : Cloudy / Wet

Brands Hatch GP

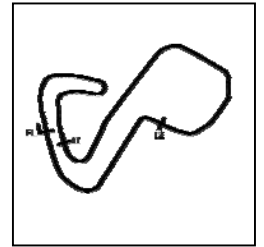
Circuit Length = 2.4332 miles

Start: 10:12 Flag 10:24 End: 10:26

BMCRC - MRO Championships 2020 - Rnd 4 @ Brands Hatch GP

Reactive Parts MRO Powerbikes inc MSS Performance Clubman 1000

QUALIFYING - SECTOR ANALYSIS



SECTOR 1 = FL to I1, SECTOR 2 = I1 to I2, SECTOR 3 = I2 to FL, DIFF = Difference To Personal Best Lap, P = Crossed Finish Line in Pit Lane, D = Time Disallowed

P23 15		Mariusz SIEMIENIUK-JUZWIUK		BMW S 1000 RR - BELMONT AUTO SERVICE			
IDEAL LAP TIME : 1:53.954		BEST LAP TIME : 1:54.263		DIFFERENCE : 0.309			
LAP	SECTOR 1	SECTOR 2	SECTOR 3	LAP TIME	MPH	DIFF	TIME OF DAY
1 -	40.071	54.024	28.041	2:02.136	71.72	7.873	10:16:18.833
2 -	38.223	53.387	26.577	1:58.187	74.11	3.924	10:18:17.020
3 -	38.239	52.578	26.443	1:57.260	74.70	2.997	10:20:14.280
4 -	36.978	52.319	26.092	1:55.389 (3)	75.91	1.126	10:22:09.669
5 -	37.194	51.812	25.703	1:54.709 (2)	76.36	0.446	10:24:04.378
6 -	36.787	51.464	26.012	1:54.263 (1)	76.66		10:25:58.641

P24 333		Andrew HOUGHTON		Yamaha R1 -			
IDEAL LAP TIME : 1:53.391		BEST LAP TIME : 1:54.336		DIFFERENCE : 0.945			
LAP	SECTOR 1	SECTOR 2	SECTOR 3	LAP TIME	MPH	DIFF	TIME OF DAY
1 -	OUTLAP	58.372	28.207	2:10.629	67.05	16.293	10:14:52.799
2 -	38.413	53.423	27.128	1:58.964	73.63	4.628	10:16:51.763
3 -	37.435	54.029	25.917	1:57.381	74.62	3.045	10:18:49.144
4 -	35.897	51.969	26.470	1:54.336 (1)	76.61		10:20:43.480
5 -	36.548	51.893	27.342	1:55.783 (3)	75.65	1.447	10:22:39.263
6 -	36.809	51.577	26.466	1:54.852 (2)	76.27	0.516	10:24:34.115

P25 833		Talan SKEELS-PIGGINS		Yamaha R1 - Talan Racing			
IDEAL LAP TIME : 1:54.062		BEST LAP TIME : 1:54.889		DIFFERENCE : 0.827			
LAP	SECTOR 1	SECTOR 2	SECTOR 3	LAP TIME	MPH	DIFF	TIME OF DAY
1 -	OUTLAP	57.986	29.033	2:08.455	68.19	13.566	10:14:57.578
2 -	37.074	51.846	26.550	1:55.470	75.86	0.581	10:16:53.048
3 -	36.164	52.747	26.517	1:55.428	75.89	0.539	10:18:48.476
4 -	35.953	51.776	27.160	1:54.889 (1)	76.24		10:20:43.365
5 -	35.769	52.401	27.002	1:55.172 (2)	76.05	0.283	10:22:38.537
6 -	36.619	51.889	26.901	1:55.409 (3)	75.90	0.520	10:24:33.946

P26 277 C		Adrian AVERRE		Yamaha R1 - Ryders Alley Racing			
IDEAL LAP TIME : 1:54.713		BEST LAP TIME : 1:55.180		DIFFERENCE : 0.467			
LAP	SECTOR 1	SECTOR 2	SECTOR 3	LAP TIME	MPH	DIFF	TIME OF DAY
1 -	38.529	54.057	28.001	2:00.587	72.64	5.407	10:16:47.407
2 -	37.565	52.211	27.030	1:56.806 (2)	74.99	1.626	10:18:44.213
3 -	38.800	52.673	27.400	1:58.873	73.69	3.693	10:20:43.086
4 -	38.036	51.798	27.028	1:56.862 (3)	74.95	1.682	10:22:39.948
5 -	38.032	50.822	26.326	1:55.180 (1)	76.05		10:24:35.128

P27 194		Charles BEALE		Suzuki GSXR1000R -			
IDEAL LAP TIME : 1:55.850		BEST LAP TIME : 1:55.850		DIFFERENCE : 0.000			
LAP	SECTOR 1	SECTOR 2	SECTOR 3	LAP TIME	MPH	DIFF	TIME OF DAY
1 -	38.205	53.682	27.963	1:59.850 (2)	73.09	4.000	10:16:21.593
2 -	37.266	51.918	26.666	1:55.850 (1)	75.61		10:18:17.443

P28 24		Alan SMITH		Kawasaki ZX10R - Orwells Mcs			
IDEAL LAP TIME : 1:56.256		BEST LAP TIME : 1:56.256		DIFFERENCE : 0.000			
LAP	SECTOR 1	SECTOR 2	SECTOR 3	LAP TIME	MPH	DIFF	TIME OF DAY
1 -	40.371	55.404	28.047	2:03.822	70.74	7.566	10:16:43.767
2 -	39.390	53.241	27.668	2:00.299	72.81	4.043	10:18:44.066
3 -	38.575	54.249	27.327	2:00.151 (3)	72.90	3.895	10:20:44.217
4 -	38.289	52.704	26.748	1:57.741 (2)	74.39	1.485	10:22:41.958
5 -	37.353	52.163	26.740	1:56.256 (1)	75.34		10:24:38.214

Weather / Track : Cloudy / Wet

Brands Hatch GP

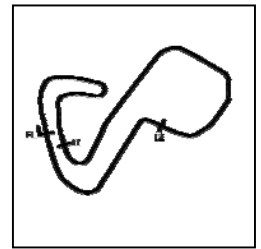
Circuit Length = 2.4332 miles

Start: 10:12 Flag 10:24 End: 10:26

BMCRC - MRO Championships 2020 - Rnd 4 @ Brands Hatch GP

Reactive Parts MRO Powerbikes inc MSS Performance Clubman 1000

QUALIFYING - SECTOR ANALYSIS



SECTOR 1 = FL to I1, SECTOR 2 = I1 to I2, SECTOR 3 = I2 to FL, DIFF = Difference To Personal Best Lap, P = Crossed Finish Line in Pit Lane, D = Time Disallowed

P29 149		Callum HAMMETT		Honda CBR 1000 -			
IDEAL LAP TIME : 1:57.426		BEST LAP TIME : 1:57.426		DIFFERENCE : 0.000			
LAP	SECTOR 1	SECTOR 2	SECTOR 3	LAP TIME	MPH	DIFF	TIME OF DAY
1 -	43.654	56.908	28.616	2:09.178	67.81	11.752	10:16:55.223
2 -	41.300	56.232	28.466	2:05.998	69.52	8.572	10:19:01.221
3 -	40.748	55.274	27.827	2:03.849 (3)	70.73	6.423	10:21:05.070
4 -	40.103	53.628	27.656	2:01.387 (2)	72.16	3.961	10:23:06.457
5 -	38.761	52.311	26.354	1:57.426 (1)	74.59		10:25:03.883

P30 88 C		Scott HALLIDAY		Suzuki GSXR 1000 - Performance fitness gym			
IDEAL LAP TIME : 1:58.097		BEST LAP TIME : 1:58.097		DIFFERENCE : 0.000			
LAP	SECTOR 1	SECTOR 2	SECTOR 3	LAP TIME	MPH	DIFF	TIME OF DAY
1 -	39.128	53.347	27.380	1:59.855 (2)	73.08	1.758	10:16:23.095
2 -	38.002	52.752	27.343	1:58.097 (1)	74.17		10:18:21.192
3 -	38.855	54.674	27.713	2:01.242 (3)	72.25	3.145	10:20:22.434

P31 41		David ABRAHAM		Yamaha R1 - Cambridge Motorcycles			
IDEAL LAP TIME : 1:58.579		BEST LAP TIME : 1:58.579		DIFFERENCE : 0.000			
LAP	SECTOR 1	SECTOR 2	SECTOR 3	LAP TIME	MPH	DIFF	TIME OF DAY
1 -	39.239	54.114	27.283	2:00.636 (2)	72.61	2.057	10:16:11.436
2 -	39.057	52.522	27.000	1:58.579 (1)	73.87		10:18:10.015

P32 79		Craig WATSON		Kawasaki ZX10RR - ADSS Kawasaki			
IDEAL LAP TIME : 1:58.184		BEST LAP TIME : 1:58.612		DIFFERENCE : 0.428			
LAP	SECTOR 1	SECTOR 2	SECTOR 3	LAP TIME	MPH	DIFF	TIME OF DAY
1 -	39.660	54.699	27.719	2:02.078	71.75	3.466	10:16:41.134
2 -	38.714	52.965	26.941	1:58.620 (2)	73.84	0.008	10:18:39.754
3 -	38.694	54.012	27.584	2:00.290	72.82	1.678	10:20:40.044
4 -	38.482	52.989	27.683	1:59.154 (3)	73.51	0.542	10:22:39.198
5 -	38.855	52.761	26.996	1:58.612 (1)	73.85		10:24:37.810

P33 129 C		Cecil DINSMORE		Suzuki GSXR 1000 - KnC Motorsport			
IDEAL LAP TIME : 1:59.242		BEST LAP TIME : 1:59.695		DIFFERENCE : 0.453			
LAP	SECTOR 1	SECTOR 2	SECTOR 3	LAP TIME	MPH	DIFF	TIME OF DAY
1 -	38.904	53.194	27.597	1:59.695 (1)	73.18		10:16:57.639
2 -	39.078	55.278	27.144	2:01.500 (3)	72.09	1.805	10:18:59.139
3 -	38.921	54.590	27.382	2:00.893 (2)	72.45	1.198	10:21:00.032

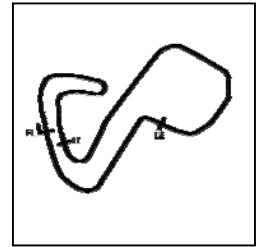
P34 175		Mark KENDLE		Kawasaki ZX10RR -			
IDEAL LAP TIME : 2:00.540		BEST LAP TIME : 2:00.611		DIFFERENCE : 0.071			
LAP	SECTOR 1	SECTOR 2	SECTOR 3	LAP TIME	MPH	DIFF	TIME OF DAY
1 -	43.517	58.066	29.273	2:10.856	66.94	10.245	10:17:14.554
2 -	42.202	58.907	29.388	2:10.497	67.12	9.886	10:19:25.051
3 -	41.386	56.951	28.891	2:07.228 (3)	68.85	6.617	10:21:32.279
4 -	40.118	54.946	27.844	2:02.908 (2)	71.27	2.297	10:23:35.187
5 -	38.754	53.942	27.915	2:00.611 (1)	72.62		10:25:35.798

P35 82		Adrian LEWIS		Yamaha R1 - Me			
IDEAL LAP TIME : 2:00.525		BEST LAP TIME : 2:01.098		DIFFERENCE : 0.573			
LAP	SECTOR 1	SECTOR 2	SECTOR 3	LAP TIME	MPH	DIFF	TIME OF DAY
1 -	40.910	54.557	27.183	2:02.650 (3)	71.42	1.552	10:17:06.901
2 -	39.591	56.893	27.866	2:04.350	70.44	3.252	10:19:11.251
3 -	39.312	54.615	28.064	2:01.991 (2)	71.80	0.893	10:21:13.242
4 -	39.280	54.413	27.405	2:01.098 (1)	72.33		10:23:14.340

Weather / Track : Cloudy / Wet

Brands Hatch GP
Circuit Length = 2.4332 miles
Start: 10:12 Flag 10:24 End: 10:26

BMCRC - MRO Championships 2020 - Rnd 4 @ Brands Hatch GP
Reactive Parts MRO Powerbikes inc MSS Performance Clubman 1000
QUALIFYING - SECTOR ANALYSIS



SECTOR 1 = FL to I1, SECTOR 2 = I1 to I2, SECTOR 3 = I2 to FL, DIFF = Difference To Personal Best Lap, P = Crossed Finish Line in Pit Lane, D = Time Disallowed

P36 76		Jason BYARD		Suzuki GSXR - May Construction			
IDEAL LAP TIME : 2:07.094		BEST LAP TIME : 2:07.104		DIFFERENCE : 0.010			
LAP	SECTOR 1	SECTOR 2	SECTOR 3	LAP TIME	MPH	DIFF	TIME OF DAY
1 -	44.443	57.389	29.222	2:11.054 (2)	66.84	3.950	10:16:47.546
2 -	40.799	57.073	29.232	2:07.104 (1)	68.91		10:18:54.650

BMCRC - MRO Championships 2020 - Rnd 4 @ Brands Hatch GP

Reactive Parts MRO Powerbikes inc MSS Performance Clubman 1000

QUALIFYING - BEST SECTORS

SECTOR 1			SECTOR 2			SECTOR 3			IDEAL / BEST COMPARISON						
POS	NO	NAME	TIME	NO	NAME	TIME	NO	NAME	TIME	POS	NO	NAME	IDEAL	BEST	DIFF
													PERFECT LAP	1:45.406	
1	16	WALSH	33.925	16	WALSH	47.002	16	WALSH	24.479	1	16	WALSH	1:45.406	1:45.422	0.016
2	177	WARRINGTON	34.224	2	BAKER	47.991	1	BRIDGER	24.611	2	1	BRIDGER	1:46.975	1:47.438	0.463
3	1	BRIDGER	34.225	1	BRIDGER	48.139	86	SHOUBRIDGE	24.698	3	2	BAKER	1:47.350	1:47.513	0.163
4	2	BAKER	34.267	86	SHOUBRIDGE	48.233	711	THORNTON	25.015	4	86	SHOUBRIDGE	1:47.562	1:48.532	0.970
5	86	SHOUBRIDGE	34.631	711	THORNTON	48.368	44	WILSON	25.040	5	711	THORNTON	1:48.391	1:48.391	0.000
6	23	SYMONDS	34.907	14	COMPTON	48.434	2	BAKER	25.092	6	177	WARRINGTON	1:48.633	1:48.633	0.000
7	711	THORNTON	35.008	44	WILSON	48.898	23	SYMONDS	25.138	7	44	WILSON	1:48.978	1:49.006	0.028
8	44	WILSON	35.040	33	NEEVES	48.915	177	WARRINGTON	25.187	8	33	NEEVES	1:49.223	1:49.223	0.000
9	14	COMPTON	35.077	9	DIXON	49.025	33	NEEVES	25.189	9	14	COMPTON	1:49.242	1:49.242	0.000
10	33	NEEVES	35.119	177	WARRINGTON	49.222	35	CRESSWELL	25.374	10	23	SYMONDS	1:49.278	1:49.288	0.010
11	35	CRESSWELL	35.124	23	SYMONDS	49.233	9	DIXON	25.390	11	9	DIXON	1:49.745	1:49.916	0.171
12	9	DIXON	35.330	35	CRESSWELL	49.377	15	SIEMIENIUK-JUZWIUK	25.703	12	35	CRESSWELL	1:49.875	1:49.875	0.000
13	83	SIGGS	35.690	98	DICKINSON	49.890	173	DRAPER	25.723	13	83	SIGGS	1:51.971	1:52.479	0.508
14	833	SKEELS-PIGGINS	35.769	17	BAKER	50.185	46	GATES	25.728	14	17	BAKER	1:52.177	1:52.177	0.000
15	646	RAI	35.890	46	GATES	50.263	14	COMPTON	25.731	15	98	DICKINSON	1:52.333	1:52.443	0.110
16	333	HOUGHTON	35.897	83	SIGGS	50.476	8	COUGHLAN	25.803	16	46	GATES	1:52.423	1:53.140	0.717
17	17	BAKER	35.913	173	DRAPER	50.485	83	SIGGS	25.805	17	646	RAI	1:52.565	1:52.913	0.348
18	51	HOGARTH	35.981	8	COUGHLAN	50.589	98	DICKINSON	25.873	18	173	DRAPER	1:52.635	1:52.689	0.054
19	39	MORGAN	36.063	71	NORTON	50.631	333	HOUGHTON	25.917	19	51	HOGARTH	1:52.970	1:53.275	0.305
20	173	DRAPER	36.427	646	RAI	50.638	646	RAI	26.037	20	39	MORGAN	1:53.145	1:53.853	0.708
21	46	GATES	36.432	39	MORGAN	50.723	17	BAKER	26.079	21	8	COUGHLAN	1:53.355	1:54.085	0.730
22	98	DICKINSON	36.570	51	HOGARTH	50.820	71	NORTON	26.136	22	333	HOUGHTON	1:53.391	1:54.336	0.945
23	71	NORTON	36.710	277	AVERRE	50.822	51	HOGARTH	26.169	23	71	NORTON	1:53.477	1:53.626	0.149
24	15	SIEMIENIUK-JUZWIUK	36.787	15	SIEMIENIUK-JUZWIUK	51.464	277	AVERRE	26.326	24	15	SIEMIENIUK-JUZWIUK	1:53.954	1:54.263	0.309
25	8	COUGHLAN	36.963	333	HOUGHTON	51.577	149	HAMMETT	26.354	25	833	SKEELS-PIGGINS	1:54.062	1:54.889	0.827
26	194	BEALE	37.266	833	SKEELS-PIGGINS	51.776	39	MORGAN	26.359	26	277	AVERRE	1:54.713	1:55.180	0.467
27	24	SMITH	37.353	194	BEALE	51.918	833	SKEELS-PIGGINS	26.517	27	194	BEALE	1:55.850	1:55.850	0.000
28	277	AVERRE	37.565	24	SMITH	52.163	194	BEALE	26.666	28	24	SMITH	1:56.256	1:56.256	0.000
29	88	HALLIDAY	38.002	149	HAMMETT	52.311	24	SMITH	26.740	29	149	HAMMETT	1:57.426	1:57.426	0.000
30	79	WATSON	38.482	41	ABRAHAM	52.522	79	WATSON	26.941	30	88	HALLIDAY	1:58.097	1:58.097	0.000
31	175	KENDLE	38.754	88	HALLIDAY	52.752	41	ABRAHAM	27.000	31	79	WATSON	1:58.184	1:58.612	0.428
32	149	HAMMETT	38.761	79	WATSON	52.761	129	DINSMORE	27.144	32	41	ABRAHAM	1:58.579	1:58.579	0.000
33	129	DINSMORE	38.904	129	DINSMORE	53.194	82	LEWIS	27.183	33	129	DINSMORE	1:59.242	1:59.695	0.453
34	82	LEWIS	38.929	175	KENDLE	53.942	88	HALLIDAY	27.343	34	82	LEWIS	2:00.525	2:01.098	0.573
35	41	ABRAHAM	39.057	82	LEWIS	54.413	175	KENDLE	27.844	35	175	KENDLE	2:00.540	2:00.611	0.071
36	76	BYARD	40.799	76	BYARD	57.073	76	BYARD	29.222	36	76	BYARD	2:07.094	2:07.104	0.010

Weather / Track : Cloudy / Wet

Results can be found at www.tsl-timing.com

Brands Hatch GP

Circuit Length = 2.4332 miles

Start: 10:12 Flag 10:24 End: 10:26

Printed - 10:27 Saturday, 03 October 2020

BMCRC - MRO Championships 2020 - Rnd 4 @ Brands Hatch GP

Reactive Parts MRO Powerbikes inc MSS Performance Clubman 1000

QUALIFYING - STATISTICS

Competitors Started 36
Planned Start 2020-10-03 @ 10:08:00.000
Actual Start 2020-10-03 @ 10:12:39.251
Finish Time 2020-10-03 @ 10:24:31.652
Track Length 2.4332mi.
Total Laps 185
Total Distance Covered 450.1585mi.

Session Fastest Lap History

NO	CL	NAME	LAP TIME	TIME OF DAY	LAP	VEHICLE
1		Mark BRIDGER	1:54.677	10:16:01.150	1	Yamaha R1
16		Glenn WALSH	1:47.994	10:16:02.895	1	BMW S1000RR
16		Glenn WALSH	1:45.422	10:17:48.321	2	BMW S1000RR

Flag History

TYPE	TIME OF DAY
GREEN	10:12:39.251
FINISH	10:24:31.652

Flag Statistics

TYPE	COUNT	TOTAL LAPS	TOTAL TIME
Green	1	6	13:46.870
Red	0	0	0.000
Safety Car	0	0	0.000
FCY	0	0	0.000

BMCRC - MRO Championships 2020 - Rnd 4 @ Brands Hatch GP

Reactive Parts MRO Powerbikes inc MSS Performance Clubman 1000

QUALIFYING - STATISTICS

CLASS :

27 Starters

Fastest Lap History

NO	NAME	LAP TIME	TIME OF DAY	LAP	VEHICLE
1	Mark BRIDGER	1:54.677	10:16:01.150	1	Yamaha R1
16	Glenn WALSH	1:47.994	10:16:02.895	1	BMW S1000RR
16	Glenn WALSH	1:45.422	10:17:48.321	2	BMW S1000RR

BMCRC - MRO Championships 2020 - Rnd 4 @ Brands Hatch GP

Reactive Parts MRO Powerbikes inc MSS Performance Clubman 1000

QUALIFYING - STATISTICS

CLASS : C

9 Starters

Fastest Lap History

NO	NAME	LAP TIME	TIME OF DAY	LAP	VEHICLE
35	Robert CRESSWELL	1:57.411	10:16:01.987	1	Kawasaki ZX10R
9	Luke DIXON	1:54.887	10:16:03.766	1	BMW S1000RR
35	Robert CRESSWELL	1:54.081	10:17:56.066	2	Kawasaki ZX10R
9	Luke DIXON	1:52.863	10:17:56.628	2	BMW S1000RR
177	Ryan WARRINGTON	1:51.108	10:18:11.432	2	Kawasaki ZX10R
9	Luke DIXON	1:50.828	10:21:40.292	4	BMW S1000RR
177	Ryan WARRINGTON	1:48.633	10:21:58.653	4	Kawasaki ZX10R

Weather / Track : Cloudy / Wet

Results can be found at www.tsl-timing.com

Page 3 of 3

Brands Hatch GP
Circuit Length = 2.4332 miles
Start: 10:12 Flag 10:24 End: 10:26

Printed - 10:27 Saturday, 03 October 2020

BMCRC - MRO Championships 2020 - Rnd 4 @ Brands Hatch GP



Reactive Parts MRO Powerbikes inc MSS Performance Clubman 1000



RACE 5 - GRID (8 Laps)

ROW 13	39	212	Olly SAVAGE	38	111	Jonathan SHEPPARD	37	11	Andrew SAUNDERS
ROW 12	36	76	Jason BYARD	35	82	Adrian LEWIS	34	175	Mark KENDLE
ROW 11	33	129	Cecil DINSMORE	32	79	Craig WATSON	31	41	David ABRAHAM
ROW 10	30	88	Scott HALLIDAY	29	149	Callum HAMMETT	28	24	Alan SMITH
ROW 9	27	194	Charles BEALE	26	277	Adrian AVERRE	25	833	Talan SKEELS-PIGGINS
ROW 8	24	333	Andrew HOUGHTON	23	15	Mariusz SIEMIENIUK-JUZWIUK	22	8	John COUGHLAN
ROW 7	21	39	Max MORGAN	20	71	Tom NORTON	19	51	Michael HOGARTH
ROW 6	18	46	Simon GATES	17	646	Sukminder RAI	16	173	Stephen DRAPER
ROW 5	15	83	Jason SIGGS	14	98	Rick DICKINSON	13	17	Philip BAKER
ROW 4	12	9	Luke DIXON	11	35	Robert CRESSWELL	10	23	Max SYMONDS
ROW 3	9	14	Dijon COMPTON	8	33	Michael NEEVES	7	44	Nicky WILSON
ROW 2	6	177	Ryan WARRINGTON	5	86	David SHOUBRIDGE	4	711	Ritchie THORNTON
ROW 1	3	2	Peter BAKER	2	1	Mark BRIDGER	1	16	Glenn WALSH

Pole

Brands Hatch GP
Circuit Length = 2.4332 miles

These results are provisional until the conclusion of any judicial and technical matters.

Clerk Of Course :	Steward :	Timekeeper :
-------------------	-----------	--------------

Results can be found at www.tsl-timing.com

Printed - 10:28 Saturday, 03 October 2020



BMCRC - MRO Championships 2020 - Rnd 4 @ Brands Hatch GP

Reactive Parts MRO Powerbikes inc MSS Performance Clubman 1000

RACE 5 - CLASSIFICATION



POS	NO	CL	PIC NAME	ENTRY	LAPS	TIME	GAP	DIFF	MPH	BEST	ON
1	1		1 Mark BRIDGER	Yamaha R1 - Moremoto	8	13:25.992			86.94	1:37.092	8
2	39		2 Max MORGAN	Kawasaki ZX10RR - MSS PERFORMANCE	8	13:26.169	0.177	0.177	86.92	1:36.871	8
3	71		3 Tom NORTON	Kawasaki ZX10 -	8	13:26.798	0.806	0.629	86.86	1:37.588	7
4	44		4 Nicky WILSON	Suzuki GSXR 1000 - Demon GP/Haslemere Motorc	8	13:28.587	2.595	1.789	86.66	1:37.723	7
5	177	C	1 Ryan WARRINGTON	Kawasaki ZX10R - RWarrington Carpentry	8	13:28.816	2.824	0.229	86.64	1:38.073	7
6	711		5 Ritchie THORNTON	Kawasaki ZX10R - Team 71	8	13:29.922	3.930	1.106	86.52	1:37.529	7
7	16		6 Glenn WALSH	BMW S1000RR - Walters Medical	8	13:31.268	5.276	1.346	86.38	1:37.566	7
8	86		7 David SHOUBRIDGE	Ducati 899 - Old Garage Legends	8	13:31.564	5.572	0.296	86.35	1:39.227	7
9	35	C	2 Robert CRESSWELL	Kawasaki ZX10R - ODDJOBROB Racing	8	13:32.461	6.469	0.897	86.25	1:38.134	8
10	33		8 Michael NEEVES	BMW S1000RR - Prime Factors Racing	8	13:37.408	11.416	4.947	85.73	1:39.226	5
11	2		9 Peter BAKER	Kawasaki ZX10R - Dodfrey Engineering	8	13:39.626	13.634	2.218	85.50	1:40.769	4
12	14		10 Dijon COMPTON	Ducati 899 -	8	13:43.270	17.278	3.644	85.12	1:42.080	4
13	83	C	3 Jason SIGGS	Yamaha R1 - J Siggs Construction	8	13:51.769	25.777	8.499	84.25	1:41.184	5
14	17		11 Philip BAKER	BMW S1000RR - Dickie Donna and Malcom Sausaç	8	14:01.540	35.548	9.771	83.27	1:41.930	8
15	149*	C	4 Callum HAMMETT	Honda CBR 1000 -	8	14:05.061	39.069	3.521	82.92	1:41.207	8
16	79		12 Craig WATSON	Kawasaki ZX10RR - ADSS Kawasaki	8	14:18.940	52.948	13.879	81.58	1:45.103	7
17	88	C	5 Scott HALLIDAY	Suzuki GSXR 1000 - Performance fitness gym	8	14:23.088	57.096	4.148	81.19	1:44.510	8
18	129	C	6 Cecil DINSMORE	Suzuki GSXR 1000 - KnC Motorsport	8	14:24.239	58.247	1.151	81.08	1:45.390	8
19	46	C	7 Simon GATES	Kawasaki ZX10R - Team Kawafati	8	14:24.361	58.369	0.122	81.07	1:45.306	8
20	24		13 Alan SMITH	Kawasaki ZX10R - Orwells Mcs	8	14:24.503	58.511	0.142	81.06	1:44.314	8
21	23		14 Max SYMONDS	BMW S1000RR - J&C Symonds LTD	8	14:24.591	58.599	0.088	81.05	1:45.306	8
22	82		15 Adrian LEWIS	Yamaha R1 - Me	8	14:24.888	58.896	0.297	81.02	1:43.723	6
23	333		16 Andrew HOUGHTON	Yamaha R1 -	8	14:37.708	1:11.716	12.820	79.84	1:47.443	8
24	833		17 Talan SKEELS-PIGGINS	Yamaha R1 - Talan Racing	8	14:38.258	1:12.266	0.550	79.79	1:47.258	8
25	277	C	8 Adrian AVERRE	Yamaha R1 - Ryders Alley Racing	8	14:56.433	1:30.441	18.175	78.17	1:47.329	8
26	51		18 Michael HOGARTH	Kawasaki ZX10 RR - WHR Racing	8	14:56.616	1:30.624	0.183	78.15	1:49.212	4
27	646	C	9 Sukminder RAI	Yamaha R1 -	8	15:01.034	1:35.042	4.418	77.77	1:48.700	8
28	41		19 David ABRAHAM	Yamaha R1 - Cambridge Motorcycles	8	15:01.945	1:35.953	0.911	77.69	1:48.920	8

NOT CLASSIFIED

DNF	9	C	Luke DIXON	BMW S1000RR -	6	10:26.280	2 Laps	2 Laps	83.92	1:41.234	4
DNF	173		Stephen DRAPER	Kawasaki ZX10 -	5	8:44.298	3 Laps	1 Lap	83.53	1:42.176	5
DNF	8		John COUGHLAN	APRILIA RSV4RF - BIKERSWORLD	4	7:47.479	4 Laps	1 Lap	74.95	1:51.059	4
DNF	15		Mariusz SIEMIENIUK-JUZWIUK	BMW S 1000 RR - BELMONT AUTO SERVICE	4	7:53.891	4 Laps	6.412	73.93	1:55.808	4
DNF	11		Andrew SAUNDERS	Suzuki GSXR 1000 - SDC PERFORMANCE	2	3:47.211	6 Laps	2 Laps	77.10	1:49.532	2
DNF	98		Rick DICKINSON	BMW S1000RR - MotorcycleRaceParts.co.uk	2	3:58.752	6 Laps	11.541	73.38	1:56.475	2
DNF	194		Charles BEALE	Suzuki GSXR1000R -	0						
DNF	76		Jason BYARD	Suzuki GSXR - May Construction	0						

FASTEST LAP

39			Max MORGAN	Kawasaki ZX10RR - MSS PERFORMANCE	8	1:36.871	90.42 mph	145.52 kph
177	C		Ryan WARRINGTON	Kawasaki ZX10R - RWarrington Carpentry	7	1:38.073	89.31 mph	143.74 kph

* Bike 149 - Please charge transponder - low battery

Class - 92.5% of Race Speed = 80.41 mph

Class C - 92.5% of Race Speed = 80.14 mph

Brands Hatch GP

Circuit Length = 2.4332 miles

Start: 13:48 Flag 14:01 End: 14:03

Weather / Track : Cloudy / Drying

These results are provisional until the conclusion of any judicial and technical matters.

Clerk Of Course :	Steward :	Timekeeper :
-------------------	-----------	--------------

Results can be found at www.tsl-timing.com

Printed - 14:03 Saturday, 03 October 2020



BMCRC - MRO Championships 2020 - Rnd 4 @ Brands Hatch GP

Reactive Parts MRO Powerbikes inc MSS Performance Clubman 1000

RACE 5 - LAP CHART

LAP 1 @ 13:49:57.683		
NO	BEHIND	LAP TIME

14		1:46.851
86	0.285	1:47.136
1	0.359	1:47.210
16	2.930	1:49.781
35	3.017	1:49.868
711	3.200	1:50.051
44	3.896	1:50.747
2	4.014	1:50.865
177	4.025	1:50.876
71	4.170	1:51.021
33	4.642	1:51.493
173	5.162	1:52.013
17	6.189	1:53.040
83	6.449	1:53.300
39	6.611	1:53.462
9	6.851	1:53.702
79	9.258	1:56.109
23	9.405	1:56.256
129	10.794	1:57.645
11	10.828	1:57.679
88	12.080	1:58.931
46	12.459	1:59.310
51	12.555	1:59.406
24	12.701	1:59.552
149	12.725	1:59.576
333	14.693	2:01.544
98	15.426	2:02.277
833	15.741	2:02.592
8	16.151	2:03.002
646	16.498	2:03.349
82	16.983	2:03.834
277	17.101	2:03.952
15	17.597	2:04.448
41	17.957	2:04.808

LAP 2 @ 13:51:39.842		
NO	BEHIND	LAP TIME

14		1:42.159
1	0.304	1:42.104
86	1.951	1:43.825
35	3.447	1:42.589
2	4.161	1:42.306
16	4.274	1:43.503
71	4.305	1:42.294
177	4.450	1:42.584
44	4.904	1:43.167
711	5.327	1:44.286
173	7.102	1:44.099
33	7.270	1:44.787
39	7.483	1:43.031
83	9.275	1:44.985
9	10.006	1:45.314
17	10.870	1:46.840
79	14.560	1:47.461
129	15.603	1:46.968
23	16.926	1:49.680
11	18.201	1:49.532
88	18.610	1:48.689
149	18.737	1:48.171
46	19.103	1:48.803
24	19.940	1:49.398
51	21.107	1:50.711

Weather / Track : Cloudy / Drying

Results can be found at www.tsl-timing.com

333	21.277	1:48.743
833	22.342	1:48.760
82	26.245	1:51.421
98	29.742	1:56.475
646	29.823	1:55.484
277	30.024	1:55.082
41	30.579	1:54.781
15	32.194	1:56.756
8	33.213	1:59.221

LAP 3 @ 13:53:21.686		
NO	BEHIND	LAP TIME

1		1:41.540
14	0.240	1:42.084
86	1.209	1:41.102
71	3.218	1:40.757
177	3.515	1:40.909
35	3.643	1:42.040
2	4.074	1:41.757
44	4.151	1:41.091
16	5.586	1:43.156
711	5.938	1:42.455
39	6.573	1:40.934
33	7.585	1:42.159
173	8.998	1:43.740
9	10.776	1:42.614
83	11.002	1:43.571
17	14.131	1:45.105
79	19.616	1:46.900
129	20.075	1:46.316
149	22.791	1:45.898
23	22.981	1:47.899
88	24.930	1:48.164
46	25.235	1:47.976
24	25.972	1:47.876
333	27.612	1:48.179
833	28.356	1:47.858
51	29.355	1:50.092
82	29.564	1:45.163
646	40.136	1:52.157
277	40.274	1:52.094
41	41.363	1:52.628
8	45.566	1:54.197
15	47.229	1:56.879

LAP 4 @ 13:55:02.628		
NO	BEHIND	LAP TIME

1		1:40.942
86	1.116	1:40.849
71	1.330	1:39.054
14	1.378	1:42.080
177	1.949	1:39.376
35	2.618	1:39.917
44	3.331	1:40.122
2	3.901	1:40.769
39	4.000	1:38.369
711	5.663	1:40.667
16	5.693	1:41.049
33	6.802	1:40.159
173	10.326	1:42.270
9	11.068	1:41.234
83	11.975	1:41.915
17	17.700	1:44.511
79	25.067	1:46.393

149	25.353	1:43.504
129	26.254	1:47.121
23	28.997	1:46.958
88	29.732	1:45.744
46	30.399	1:46.106
24	31.789	1:46.759
333	35.023	1:48.353
82	35.100	1:46.478
833	35.954	1:48.540
51	37.625	1:49.212
646	50.829	1:51.635
277	50.889	1:51.557
41	51.427	1:51.006
8	55.683	1:51.059
15	1:02.095	1:55.808

LAP 5 @ 13:56:42.939		
NO	BEHIND	LAP TIME

1		1:40.311
71	0.269	1:39.250
177	0.725	1:39.087
86	0.882	1:40.077
44	1.671	1:38.651
39	1.892	1:38.203
35	3.407	1:41.100
14	3.818	1:42.751
711	4.238	1:38.886
2	4.392	1:40.802
16	5.158	1:39.776
33	5.717	1:39.226
173	12.191	1:42.176
9	12.484	1:41.727
83	12.848	1:41.184
17	21.261	1:43.872
149	28.082	1:43.040
79	30.022	1:45.266
129	31.993	1:46.050
88	35.224	1:45.803
23	35.370	1:46.684
46	35.991	1:45.903
24	36.616	1:45.138
82	39.265	1:44.476
333	42.645	1:47.933
833	43.162	1:47.519
51	47.138	1:49.824
277	59.485	1:48.907
646	1:01.423	1:50.905
41	1:02.082	1:50.966

LAP 6 @ 13:58:22.074		
NO	BEHIND	LAP TIME

1		1:39.135
71	0.356	1:39.222
177	0.546	1:38.956
39	0.640	1:37.883
44	1.777	1:39.241
86	1.850	1:40.103
711	3.427	1:38.324
35	3.607	1:39.335
16	4.719	1:38.696
2	6.307	1:41.050
33	6.685	1:40.103
14	6.826	1:42.143
9	15.038	1:41.689

83	15.539	1:41.826
17	25.171	1:43.045
149	30.618	1:41.671
79	36.648	1:45.761
129	40.185	1:47.327
88	41.579	1:45.490
46	42.220	1:45.364
23	42.325	1:46.090
24	42.740	1:45.259
82	43.853	1:43.723
333	51.144	1:47.634
833	51.606	1:47.579
51	59.572	1:51.569
277	1:09.868	1:49.518
646	1:11.968	1:49.680
41	1:12.643	1:49.696

LAP 7 @ 13:59:59.732		
NO	BEHIND	LAP TIME

1		1:37.658
71	0.286	1:37.588
39	0.398	1:37.416
177	0.961	1:38.073
44	1.842	1:37.723
711	3.298	1:37.529
86	3.419	1:39.227
16	4.627	1:37.566
35	5.427	1:39.478
33	8.695	1:39.668
2	9.782	1:41.133
14	11.281	1:42.113
83	20.452	1:42.571
17	30.710	1:43.197
149	34.954	1:41.994
79	44.093	1:45.103
88	49.678	1:45.757
129	49.949	1:47.422
46	50.155	1:45.593
23	50.385	1:45.718
24	51.289	1:46.207
82	51.638	1:45.443
333	1:01.365	1:47.879
833	1:02.100	1:48.152
51	1:14.417	1:52.503
277	1:20.204	1:47.994
646	1:23.434	1:49.124
41	1:24.125	1:49.140

LAP 8 @ 14:01:36.824		
NO	BEHIND	LAP TIME

1		1:37.092
39	0.177	1:36.871
71	0.806	1:37.612
44	2.595	1:37.845
177	2.824	1:38.955
711	3.930	1:37.724
16	5.276	1:37.741
86	5.572	1:39.245
35	6.469	1:38.134
33	11.416	1:39.813
2	13.634	1:40.944
14	17.278	1:43.089
83	25.777	1:42.417
17	35.548	1:41.930

Brands Hatch GP

Circuit Length = 2.4332 miles

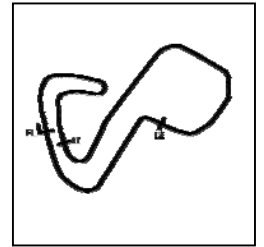
Start: 13:48 Flag 14:01 End: 14:03

Printed - 14:04 Saturday, 03 October 2020

BMCRC - MRO Championships 2020 - Rnd 4 @ Brands Hatch GP

Reactive Parts MRO Powerbikes inc MSS Performance Clubman 1000

RACE 5 - SECTOR ANALYSIS



SECTOR 1 = FL to I1, SECTOR 2 = I1 to I2, SECTOR 3 = I2 to FL, DIFF = Difference To Personal Best Lap, P = Crossed Finish Line in Pit Lane, D = Time Disallowed

P1 1		Mark BRIDGER		Yamaha R1 - Moremoto			
IDEAL LAP TIME : 1:36.700		BEST LAP TIME : 1:37.092		DIFFERENCE : 0.392			
LAP	SECTOR 1	SECTOR 2	SECTOR 3	LAP TIME	MPH	DIFF	TIME OF DAY
1 -		46.069	23.505	1:47.210	81.70	10.118	13:49:58.042
2 -	33.577	45.410	23.117	1:42.104	85.79	5.012	13:51:40.146
3 -	33.405	44.844	23.291	1:41.540	86.26	4.448	13:53:21.686
4 -	32.943	44.732	23.267	1:40.942	86.78	3.850	13:55:02.628
5 -	32.730	44.847	22.734	1:40.311	87.32	3.219	13:56:42.939
6 -	32.207	44.207	22.721	1:39.135 (3)	88.36	2.043	13:58:22.074
7 -	31.472	43.639	22.547	1:37.658 (2)	89.69	0.566	13:59:59.732
8 -	31.864	43.187	22.041	1:37.092 (1)	90.22		14:01:36.824

P2 39		Max MORGAN		Kawasaki ZX10RR - MSS PERFORMANCE			
IDEAL LAP TIME : 1:36.751		BEST LAP TIME : 1:36.871		DIFFERENCE : 0.120			
LAP	SECTOR 1	SECTOR 2	SECTOR 3	LAP TIME	MPH	DIFF	TIME OF DAY
1 -		47.820	24.117	1:53.462	77.20	16.591	13:50:04.294
2 -	33.920	45.821	23.290	1:43.031	85.02	6.160	13:51:47.325
3 -	33.287	44.832	22.815	1:40.934	86.78	4.063	13:53:28.259
4 -	32.200	43.744	22.425	1:38.369	89.05	1.498	13:55:06.628
5 -	31.446	44.282	22.475	1:38.203	89.20	1.332	13:56:44.831
6 -	31.449	44.053	22.381	1:37.883 (3)	89.49	1.012	13:58:22.714
7 -	31.574	43.562	22.280	1:37.416 (2)	89.92	0.545	14:00:00.130
8 -	31.262	43.209	22.400	1:36.871 (1)	90.42		14:01:37.001

P3 71		Tom NORTON		Kawasaki ZX10 -			
IDEAL LAP TIME : 1:37.415		BEST LAP TIME : 1:37.588		DIFFERENCE : 0.173			
LAP	SECTOR 1	SECTOR 2	SECTOR 3	LAP TIME	MPH	DIFF	TIME OF DAY
1 -		47.670	23.249	1:51.021	78.90	13.433	13:50:01.853
2 -	33.580	45.546	23.168	1:42.294	85.63	4.706	13:51:44.147
3 -	32.347	45.408	23.002	1:40.757	86.94	3.169	13:53:24.904
4 -	31.969	44.318	22.767	1:39.054 (3)	88.43	1.466	13:55:03.958
5 -	32.019	44.520	22.711	1:39.250	88.26	1.662	13:56:43.208
6 -	31.680	44.519	23.023	1:39.222	88.28	1.634	13:58:22.430
7 -	31.368	43.786	22.434	1:37.588 (1)	89.76		14:00:00.018
8 -	31.549	43.613	22.450	1:37.612 (2)	89.74	0.024	14:01:37.630

P4 44		Nicky WILSON		Suzuki GSXR 1000 - Demon GP/Haslemere Motorcycles			
IDEAL LAP TIME : 1:37.430		BEST LAP TIME : 1:37.723		DIFFERENCE : 0.293			
LAP	SECTOR 1	SECTOR 2	SECTOR 3	LAP TIME	MPH	DIFF	TIME OF DAY
1 -		48.215	23.317	1:50.747	79.09	13.024	13:50:01.579
2 -	33.940	46.301	22.926	1:43.167	84.90	5.444	13:51:44.746
3 -	33.039	44.916	23.136	1:41.091	86.65	3.368	13:53:25.837
4 -	32.569	44.943	22.610	1:40.122	87.49	2.399	13:55:05.959
5 -	31.737	44.301	22.613	1:38.651 (3)	88.79	0.928	13:56:44.610
6 -	31.884	44.593	22.764	1:39.241	88.26	1.518	13:58:23.851
7 -	31.400	43.877	22.446	1:37.723 (1)	89.63		14:00:01.574
8 -	31.107	43.974	22.764	1:37.845 (2)	89.52	0.122	14:01:39.419

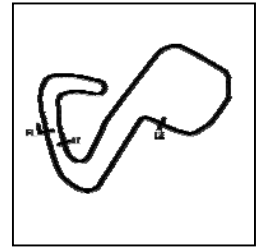
Weather / Track : Cloudy / Drying

Brands Hatch GP
Circuit Length = 2.4332 miles
Start: 13:48 Flag 14:01 End: 14:03

BMCRC - MRO Championships 2020 - Rnd 4 @ Brands Hatch GP

Reactive Parts MRO Powerbikes inc MSS Performance Clubman 1000

RACE 5 - SECTOR ANALYSIS



SECTOR 1 = FL to I1, SECTOR 2 = I1 to I2, SECTOR 3 = I2 to FL, DIFF = Difference To Personal Best Lap, P = Crossed Finish Line in Pit Lane, D = Time Disallowed

P5 177 C		Ryan WARRINGTON		Kawasaki ZX10R - RWarrington Carpentry			
IDEAL LAP TIME : 1:37.890		BEST LAP TIME : 1:38.073		DIFFERENCE : 0.183			
LAP	SECTOR 1	SECTOR 2	SECTOR 3	LAP TIME	MPH	DIFF	TIME OF DAY
1 -		48.177	23.658	1:50.876	79.00	12.803	13:50:01.708
2 -	33.353	46.099	23.132	1:42.584	85.39	4.511	13:51:44.292
3 -	32.760	45.184	22.965	1:40.909	86.80	2.836	13:53:25.201
4 -	32.151	44.559	22.666	1:39.376	88.14	1.303	13:55:04.577
5 -	32.067	44.380	22.640	1:39.087	88.40	1.014	13:56:43.664
6 -	31.706	44.564	22.686	1:38.956 (3)	88.52	0.883	13:58:22.620
7 -	31.889	43.778	22.406	1:38.073 (1)	89.31		14:00:00.693
8 -	31.720	44.460	22.775	1:38.955 (2)	88.52	0.882	14:01:39.648

P6 711		Ritchie THORNTON		Kawasaki ZX10R - Team 71			
IDEAL LAP TIME : 1:37.304		BEST LAP TIME : 1:37.529		DIFFERENCE : 0.225			
LAP	SECTOR 1	SECTOR 2	SECTOR 3	LAP TIME	MPH	DIFF	TIME OF DAY
1 -		48.037	23.131	1:50.051	79.59	12.522	13:50:00.883
2 -	34.312	46.975	22.999	1:44.286	83.99	6.757	13:51:45.169
3 -	33.767	45.538	23.150	1:42.455	85.49	4.926	13:53:27.624
4 -	33.443	44.668	22.556	1:40.667	87.01	3.138	13:55:08.291
5 -	32.600	43.928	22.358	1:38.886	88.58	1.357	13:56:47.177
6 -	32.270	43.471	22.583	1:38.324 (3)	89.09	0.795	13:58:25.501
7 -	31.959	43.403	22.167	1:37.529 (1)	89.81		14:00:03.030
8 -	31.734	43.609	22.381	1:37.724 (2)	89.63	0.195	14:01:40.754

P7 16		Glenn WALSH		BMW S1000RR - Walters Medical			
IDEAL LAP TIME : 1:37.562		BEST LAP TIME : 1:37.566		DIFFERENCE : 0.004			
LAP	SECTOR 1	SECTOR 2	SECTOR 3	LAP TIME	MPH	DIFF	TIME OF DAY
1 -		47.463	23.871	1:49.781	79.79	12.215	13:50:00.613
2 -	33.652	46.441	23.410	1:43.503	84.63	5.937	13:51:44.116
3 -	33.861	45.899	23.396	1:43.156	84.91	5.590	13:53:27.272
4 -	32.968	45.176	22.905	1:41.049	86.68	3.483	13:55:08.321
5 -	32.744	44.583	22.449	1:39.776	87.79	2.210	13:56:48.097
6 -	32.250	44.048	22.398	1:38.696 (3)	88.75	1.130	13:58:26.793
7 -	31.503	43.701	22.362	1:37.566 (1)	89.78		14:00:04.359
8 -	31.663	43.697	22.381	1:37.741 (2)	89.62	0.175	14:01:42.100

P8 86		David SHOUBRIDGE		Ducati 899 - Old Garage Legends			
IDEAL LAP TIME : 1:38.990		BEST LAP TIME : 1:39.227		DIFFERENCE : 0.237			
LAP	SECTOR 1	SECTOR 2	SECTOR 3	LAP TIME	MPH	DIFF	TIME OF DAY
1 -		46.973	23.608	1:47.136	81.76	7.909	13:49:57.968
2 -	33.744	46.609	23.472	1:43.825	84.37	4.598	13:51:41.793
3 -	32.704	45.147	23.251	1:41.102	86.64	1.875	13:53:22.895
4 -	32.579	44.905	23.365	1:40.849	86.86	1.622	13:55:03.744
5 -	32.350	44.740	22.987	1:40.077 (3)	87.53	0.850	13:56:43.821
6 -	32.026	45.105	22.972	1:40.103	87.50	0.876	13:58:23.924
7 -	31.716	44.514	22.997	1:39.227 (1)	88.28		14:00:03.151
8 -	31.918	44.302	23.025	1:39.245 (2)	88.26	0.018	14:01:42.396

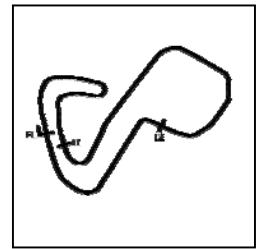
Weather / Track : Cloudy / Drying

Brands Hatch GP
Circuit Length = 2.4332 miles
Start: 13:48 Flag 14:01 End: 14:03

BMCRC - MRO Championships 2020 - Rnd 4 @ Brands Hatch GP

Reactive Parts MRO Powerbikes inc MSS Performance Clubman 1000

RACE 5 - SECTOR ANALYSIS



SECTOR 1 = FL to I1, SECTOR 2 = I1 to I2, SECTOR 3 = I2 to FL, DIFF = Difference To Personal Best Lap, P = Crossed Finish Line in Pit Lane, D = Time Disallowed

P9 35 C		Robert CRESSWELL		Kawasaki ZX10R - ODDJOBROB Racing			
IDEAL LAP TIME : 1:37.942		BEST LAP TIME : 1:38.134		DIFFERENCE : 0.192			
LAP	SECTOR 1	SECTOR 2	SECTOR 3	LAP TIME	MPH	DIFF	TIME OF DAY
1 -		47.302	23.624	1:49.868	79.73	11.734	13:50:00.700
2 -	32.795	46.565	23.229	1:42.589	85.38	4.455	13:51:43.289
3 -	32.597	46.245	23.198	1:42.040	85.84	3.906	13:53:25.329
4 -	32.390	44.994	22.533	1:39.917	87.67	1.783	13:55:05.246
5 -	32.475	45.333	23.292	1:41.100	86.64	2.966	13:56:46.346
6 -	31.649	44.647	23.039	1:39.335 (2)	88.18	1.201	13:58:25.681
7 -	32.067	44.723	22.688	1:39.478 (3)	88.05	1.344	14:00:05.159
8 -	31.525	43.884	22.725	1:38.134 (1)	89.26		14:01:43.293

P10 33		Michael NEEVES		BMW S1000RR - Prime Factors Racing			
IDEAL LAP TIME : 1:38.847		BEST LAP TIME : 1:39.226		DIFFERENCE : 0.379			
LAP	SECTOR 1	SECTOR 2	SECTOR 3	LAP TIME	MPH	DIFF	TIME OF DAY
1 -		48.612	23.491	1:51.493	78.56	12.267	13:50:02.325
2 -	33.456	47.459	23.872	1:44.787	83.59	5.561	13:51:47.112
3 -	33.696	45.543	22.920	1:42.159	85.74	2.933	13:53:29.271
4 -	32.609	44.754	22.796	1:40.159	87.45	0.933	13:55:09.430
5 -	32.237	44.457	22.532	1:39.226 (1)	88.28		13:56:48.656
6 -	31.937	45.103	23.063	1:40.103	87.50	0.877	13:58:28.759
7 -	32.339	44.378	22.951	1:39.668 (2)	87.89	0.442	14:00:08.427
8 -	32.203	44.513	23.097	1:39.813 (3)	87.76	0.587	14:01:48.240

P11 2		Peter BAKER		Kawasaki ZX10R - Dodfrey Engineering			
IDEAL LAP TIME : 1:40.412		BEST LAP TIME : 1:40.769		DIFFERENCE : 0.357			
LAP	SECTOR 1	SECTOR 2	SECTOR 3	LAP TIME	MPH	DIFF	TIME OF DAY
1 -		48.034	23.753	1:50.865	79.01	10.096	13:50:01.697
2 -	33.564	45.422	23.320	1:42.306	85.62	1.537	13:51:44.003
3 -	32.378	46.108	23.271	1:41.757	86.08	0.988	13:53:25.760
4 -	32.520	44.853	23.396	1:40.769 (1)	86.92		13:55:06.529
5 -	32.549	44.809	23.444	1:40.802 (2)	86.90	0.033	13:56:47.331
6 -	32.630	45.052	23.368	1:41.050	86.68	0.281	13:58:28.381
7 -	33.099	44.776	23.258	1:41.133	86.61	0.364	14:00:09.514
8 -	32.491	45.008	23.445	1:40.944 (3)	86.77	0.175	14:01:50.458

P12 14		Dijon COMPTON		Ducati 899 -			
IDEAL LAP TIME : 1:41.429		BEST LAP TIME : 1:42.080		DIFFERENCE : 0.651			
LAP	SECTOR 1	SECTOR 2	SECTOR 3	LAP TIME	MPH	DIFF	TIME OF DAY
1 -		45.656	23.834	1:46.851	81.98	4.771	13:49:57.683
2 -	32.706	45.579	23.874	1:42.159	85.74	0.079	13:51:39.842
3 -	32.867	45.394	23.823	1:42.084 (2)	85.81	0.004	13:53:21.926
4 -	32.549	45.695	23.836	1:42.080 (1)	85.81		13:55:04.006
5 -	33.070	45.819	23.862	1:42.751	85.25	0.671	13:56:46.757
6 -	32.784	45.793	23.566	1:42.143	85.76	0.063	13:58:28.900
7 -	32.847	45.780	23.486	1:42.113 (3)	85.78	0.033	14:00:11.013
8 -	32.855	46.200	24.034	1:43.089	84.97	1.009	14:01:54.102

Weather / Track : Cloudy / Drying

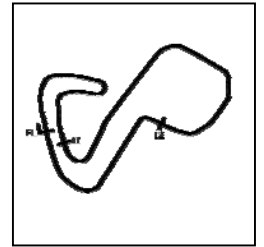
Results can be found at www.tsl-timing.com

Brands Hatch GP
Circuit Length = 2.4332 miles
Start: 13:48 Flag 14:01 End: 14:03

BMCRC - MRO Championships 2020 - Rnd 4 @ Brands Hatch GP

Reactive Parts MRO Powerbikes inc MSS Performance Clubman 1000

RACE 5 - SECTOR ANALYSIS



SECTOR 1 = FL to I1, SECTOR 2 = I1 to I2, SECTOR 3 = I2 to FL, DIFF = Difference To Personal Best Lap, P = Crossed Finish Line in Pit Lane, D = Time Disallowed

P13	83 C	Jason SIGGS	Yamaha R1 - J Siggs Construction				
IDEAL LAP TIME : 1:40.920		BEST LAP TIME : 1:41.184	DIFFERENCE : 0.264				

LAP	SECTOR 1	SECTOR 2	SECTOR 3	LAP TIME	MPH	DIFF	TIME OF DAY
1 -		48.608	24.229	1:53.300	77.31	12.116	13:50:04.132
2 -	33.551	47.488	23.946	1:44.985	83.43	3.801	13:51:49.117
3 -	32.965	46.890	23.716	1:43.571	84.57	2.387	13:53:32.688
4 -	33.012	45.693	23.210	1:41.915 (3)	85.95	0.731	13:55:14.603
5 -	32.183	45.797	23.204	1:41.184 (1)	86.57		13:56:55.787
6 -	32.992	45.790	23.044	1:41.826 (2)	86.02	0.642	13:58:37.613
7 -	33.105	45.992	23.474	1:42.571	85.40	1.387	14:00:20.184
8 -	32.364	46.315	23.738	1:42.417	85.53	1.233	14:02:02.601

P14	17	Philip BAKER	BMW S1000RR - Dickie Donna and Malcom Sausage J10 elect				
IDEAL LAP TIME : 1:41.930		BEST LAP TIME : 1:41.930	DIFFERENCE : 0.000				

LAP	SECTOR 1	SECTOR 2	SECTOR 3	LAP TIME	MPH	DIFF	TIME OF DAY
1 -		48.948	24.250	1:53.040	77.49	11.110	13:50:03.872
2 -	34.465	48.520	23.855	1:46.840	81.99	4.910	13:51:50.712
3 -	33.948	47.239	23.918	1:45.105	83.34	3.175	13:53:35.817
4 -	33.929	46.590	23.992	1:44.511	83.81	2.581	13:55:20.328
5 -	33.435	46.468	23.969	1:43.872	84.33	1.942	13:57:04.200
6 -	33.436	46.137	23.472	1:43.045 (2)	85.00	1.115	13:58:47.245
7 -	33.384	46.153	23.660	1:43.197 (3)	84.88	1.267	14:00:30.442
8 -	32.967	45.568	23.395	1:41.930 (1)	85.93		14:02:12.372

P15	149 C	Callum HAMMETT	Honda CBR 1000 -				
IDEAL LAP TIME : 1:41.047		BEST LAP TIME : 1:41.207	DIFFERENCE : 0.160				

LAP	SECTOR 1	SECTOR 2	SECTOR 3	LAP TIME	MPH	DIFF	TIME OF DAY
1 -		49.806	25.456	1:59.576	73.25	18.369	13:50:10.408
2 -	35.513	48.561	24.097	1:48.171	80.98	6.964	13:51:58.579
3 -	34.331	47.443	24.124	1:45.898	82.71	4.691	13:53:44.477
4 -	33.544	46.419	23.541	1:43.504	84.63	2.297	13:55:27.981
5 -	33.653	45.531	23.856	1:43.040	85.01	1.833	13:57:11.021
6 -	32.955	45.109	23.607	1:41.671 (2)	86.15	0.464	13:58:52.692
7 -	32.797	45.411	23.786	1:41.994 (3)	85.88	0.787	14:00:34.686
8 -	32.699	44.807	23.701	1:41.207 (1)	86.55		14:02:15.893

P16	79	Craig WATSON	Kawasaki ZX10RR - ADSS Kawasaki				
IDEAL LAP TIME : 1:44.946		BEST LAP TIME : 1:45.103	DIFFERENCE : 0.157				

LAP	SECTOR 1	SECTOR 2	SECTOR 3	LAP TIME	MPH	DIFF	TIME OF DAY
1 -		48.271	24.218	1:56.109	75.44	11.006	13:50:06.941
2 -	34.604	48.555	24.302	1:47.461	81.51	2.358	13:51:54.402
3 -	34.819	47.934	24.147	1:46.900	81.94	1.797	13:53:41.302
4 -	34.808	47.618	23.967	1:46.393	82.33	1.290	13:55:27.695
5 -	34.067	47.226	23.973	1:45.266 (2)	83.21	0.163	13:57:12.961
6 -	34.301	47.403	24.057	1:45.761 (3)	82.82	0.658	13:58:58.722
7 -	34.211	46.912	23.980	1:45.103 (1)	83.34		14:00:43.825
8 -	34.198	47.690	24.059	1:45.947	82.68	0.844	14:02:29.772

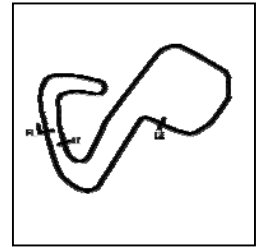
Weather / Track : Cloudy / Drying

Brands Hatch GP
Circuit Length = 2.4332 miles
Start: 13:48 Flag 14:01 End: 14:03

BMCRC - MRO Championships 2020 - Rnd 4 @ Brands Hatch GP

Reactive Parts MRO Powerbikes inc MSS Performance Clubman 1000

RACE 5 - SECTOR ANALYSIS



SECTOR 1 = FL to I1, SECTOR 2 = I1 to I2, SECTOR 3 = I2 to FL, DIFF = Difference To Personal Best Lap, P = Crossed Finish Line in Pit Lane, D = Time Disallowed

P17 88 C		Scott HALLIDAY		Suzuki GSXR 1000 - Performance fitness gym			
IDEAL LAP TIME : 1:44.510		BEST LAP TIME : 1:44.510		DIFFERENCE : 0.000			
LAP	SECTOR 1	SECTOR 2	SECTOR 3	LAP TIME	MPH	DIFF	TIME OF DAY
1 -		50.639	25.322	1:58.931	73.65	14.421	13:50:09.763
2 -	35.244	48.706	24.739	1:48.689	80.59	4.179	13:51:58.452
3 -	35.070	48.422	24.672	1:48.164	80.98	3.654	13:53:46.616
4 -	34.355	47.266	24.123	1:45.744 (3)	82.84	1.234	13:55:32.360
5 -	33.808	47.525	24.470	1:45.803	82.79	1.293	13:57:18.163
6 -	33.617	47.432	24.441	1:45.490 (2)	83.03	0.980	13:59:03.653
7 -	33.823	47.508	24.426	1:45.757	82.82	1.247	14:00:49.410
8 -	33.589	46.815	24.106	1:44.510 (1)	83.81		14:02:33.920

P18 129 C		Cecil DINSMORE		Suzuki GSXR 1000 - KnC Motorsport			
IDEAL LAP TIME : 1:45.152		BEST LAP TIME : 1:45.390		DIFFERENCE : 0.238			
LAP	SECTOR 1	SECTOR 2	SECTOR 3	LAP TIME	MPH	DIFF	TIME OF DAY
1 -		49.034	24.657	1:57.645	74.45	12.255	13:50:08.477
2 -	34.521	48.310	24.137	1:46.968	81.89	1.578	13:51:55.445
3 -	34.173	48.070	24.073	1:46.316 (3)	82.39	0.926	13:53:41.761
4 -	34.736	48.129	24.256	1:47.121	81.77	1.731	13:55:28.882
5 -	34.166	47.628	24.256	1:46.050 (2)	82.60	0.660	13:57:14.932
6 -	34.713	48.051	24.563	1:47.327	81.61	1.937	13:59:02.259
7 -	34.453	48.263	24.706	1:47.422	81.54	2.032	14:00:49.681
8 -	33.725	47.354	24.311	1:45.390 (1)	83.11		14:02:35.071

P19 46 C		Simon GATES		Kawasaki ZX10R - Team Kawafati			
IDEAL LAP TIME : 1:45.010		BEST LAP TIME : 1:45.306		DIFFERENCE : 0.296			
LAP	SECTOR 1	SECTOR 2	SECTOR 3	LAP TIME	MPH	DIFF	TIME OF DAY
1 -		50.815	25.322	1:59.310	73.42	14.004	13:50:10.142
2 -	35.177	48.712	24.914	1:48.803	80.51	3.497	13:51:58.945
3 -	34.970	48.602	24.404	1:47.976	81.12	2.670	13:53:46.921
4 -	34.655	47.425	24.026	1:46.106	82.55	0.800	13:55:33.027
5 -	33.983	47.836	24.084	1:45.903	82.71	0.597	13:57:18.930
6 -	34.096	47.138	24.130	1:45.364 (2)	83.13	0.058	13:59:04.294
7 -	34.098	47.301	24.194	1:45.593 (3)	82.95	0.287	14:00:49.887
8 -	33.846	47.294	24.166	1:45.306 (1)	83.18		14:02:35.193

P20 24		Alan SMITH		Kawasaki ZX10R - Orwells Mcs			
IDEAL LAP TIME : 1:44.061		BEST LAP TIME : 1:44.314		DIFFERENCE : 0.253			
LAP	SECTOR 1	SECTOR 2	SECTOR 3	LAP TIME	MPH	DIFF	TIME OF DAY
1 -		50.419	24.828	1:59.552	73.27	15.238	13:50:10.384
2 -	35.433	49.441	24.524	1:49.398	80.07	5.084	13:51:59.782
3 -	35.075	48.310	24.491	1:47.876	81.20	3.562	13:53:47.658
4 -	34.573	47.806	24.380	1:46.759	82.05	2.445	13:55:34.417
5 -	33.497	47.580	24.061	1:45.138 (2)	83.31	0.824	13:57:19.555
6 -	33.767	47.626	23.866	1:45.259 (3)	83.22	0.945	13:59:04.814
7 -	35.143	47.120	23.944	1:46.207	82.47	1.893	14:00:51.021
8 -	33.656	46.698	23.960	1:44.314 (1)	83.97		14:02:35.335

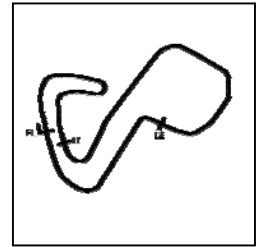
Weather / Track : Cloudy / Drying

Brands Hatch GP
Circuit Length = 2.4332 miles
Start: 13:48 Flag 14:01 End: 14:03

BMCRC - MRO Championships 2020 - Rnd 4 @ Brands Hatch GP

Reactive Parts MRO Powerbikes inc MSS Performance Clubman 1000

RACE 5 - SECTOR ANALYSIS



SECTOR 1 = FL to I1, SECTOR 2 = I1 to I2, SECTOR 3 = I2 to FL, DIFF = Difference To Personal Best Lap, P = Crossed Finish Line in Pit Lane, D = Time Disallowed

P21 23		Max SYMONDS		BMW S1000RR - J&C Symonds LTD			
IDEAL LAP TIME : 1:45.222		BEST LAP TIME : 1:45.306		DIFFERENCE : 0.084			
LAP	SECTOR 1	SECTOR 2	SECTOR 3	LAP TIME	MPH	DIFF	TIME OF DAY
1 -		49.747	24.919	1:56.256	75.34	10.950	13:50:07.088
2 -	36.006	48.997	24.677	1:49.680	79.86	4.374	13:51:56.768
3 -	35.519	48.197	24.183	1:47.899	81.18	2.593	13:53:44.667
4 -	35.279	47.638	24.041	1:46.958	81.89	1.652	13:55:31.625
5 -	34.780	47.841	24.063	1:46.684	82.11	1.378	13:57:18.309
6 -	34.870	47.446	23.774	1:46.090 (3)	82.56	0.784	13:59:04.399
7 -	35.132	46.725	23.861	1:45.718 (2)	82.86	0.412	14:00:50.117
8 -	34.767	46.809	23.730	1:45.306 (1)	83.18		14:02:35.423

P22 82		Adrian LEWIS		Yamaha R1 - Me			
IDEAL LAP TIME : 1:43.361		BEST LAP TIME : 1:43.723		DIFFERENCE : 0.362			
LAP	SECTOR 1	SECTOR 2	SECTOR 3	LAP TIME	MPH	DIFF	TIME OF DAY
1 -		51.338	25.756	2:03.834	70.73	20.111	13:50:14.666
2 -	37.130	50.167	24.124	1:51.421	78.61	7.698	13:52:06.087
3 -	33.734	47.087	24.342	1:45.163	83.29	1.440	13:53:51.250
4 -	33.746	48.201	24.531	1:46.478	82.26	2.755	13:55:37.728
5 -	33.693	46.937	23.846	1:44.476 (3)	83.84	0.753	13:57:22.204
6 -	33.113	46.637	23.973	1:43.723 (1)	84.45		13:59:05.927
7 -	34.418	47.254	23.771	1:45.443	83.07	1.720	14:00:51.370
8 -	33.575	47.164	23.611	1:44.350 (2)	83.94	0.627	14:02:35.720

P23 333		Andrew HOUGHTON		Yamaha R1 -			
IDEAL LAP TIME : 1:47.180		BEST LAP TIME : 1:47.443		DIFFERENCE : 0.263			
LAP	SECTOR 1	SECTOR 2	SECTOR 3	LAP TIME	MPH	DIFF	TIME OF DAY
1 -		51.082	25.053	2:01.544	72.07	14.101	13:50:12.376
2 -	35.259	48.885	24.599	1:48.743	80.55	1.300	13:52:01.119
3 -	34.704	48.775	24.700	1:48.179	80.97	0.736	13:53:49.298
4 -	34.701	48.899	24.753	1:48.353	80.84	0.910	13:55:37.651
5 -	34.935	48.307	24.691	1:47.933	81.16	0.490	13:57:25.584
6 -	34.295	48.555	24.784	1:47.634 (2)	81.38	0.191	13:59:13.218
7 -	34.522	48.652	24.705	1:47.879 (3)	81.20	0.436	14:01:01.097
8 -	34.447	48.418	24.578	1:47.443 (1)	81.53		14:02:48.540

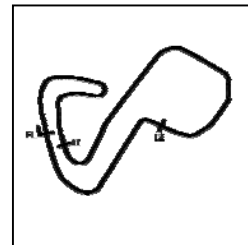
P24 833		Talan SKEELS-PIGGINS		Yamaha R1 - Talan Racing			
IDEAL LAP TIME : 1:47.041		BEST LAP TIME : 1:47.258		DIFFERENCE : 0.217			
LAP	SECTOR 1	SECTOR 2	SECTOR 3	LAP TIME	MPH	DIFF	TIME OF DAY
1 -		51.535	25.353	2:02.592	71.45	15.334	13:50:13.424
2 -	35.337	48.589	24.834	1:48.760	80.54	1.502	13:52:02.184
3 -	34.659	48.366	24.833	1:47.858	81.21	0.600	13:53:50.042
4 -	34.375	49.228	24.937	1:48.540	80.70	1.282	13:55:38.582
5 -	34.422	48.326	24.771	1:47.519 (2)	81.47	0.261	13:57:26.101
6 -	34.242	48.338	24.999	1:47.579 (3)	81.42	0.321	13:59:13.680
7 -	34.787	48.267	25.098	1:48.152	80.99	0.894	14:01:01.832
8 -	34.062	48.484	24.712	1:47.258 (1)	81.67		14:02:49.090

Weather / Track : Cloudy / Drying

BMCRC - MRO Championships 2020 - Rnd 4 @ Brands Hatch GP

Reactive Parts MRO Powerbikes inc MSS Performance Clubman 1000

RACE 5 - SECTOR ANALYSIS



SECTOR 1 = FL to I1, SECTOR 2 = I1 to I2, SECTOR 3 = I2 to FL, DIFF = Difference To Personal Best Lap, P = Crossed Finish Line in Pit Lane, D = Time Disallowed

P25 277 C		Adrian AVERRE		Yamaha R1 - Ryders Alley Racing			
IDEAL LAP TIME : 1:47.329		BEST LAP TIME : 1:47.329		DIFFERENCE : 0.000			
LAP	SECTOR 1	SECTOR 2	SECTOR 3	LAP TIME	MPH	DIFF	TIME OF DAY
1 -		52.435	26.370	2:03.952	70.67	16.623	13:50:14.784
2 -	37.036	51.915	26.131	1:55.082	76.11	7.753	13:52:09.866
3 -	36.527	50.119	25.448	1:52.094	78.14	4.765	13:54:01.960
4 -	35.917	50.438	25.202	1:51.557	78.52	4.228	13:55:53.517
5 -	34.697	49.414	24.796	1:48.907 (3)	80.43	1.578	13:57:42.424
6 -	34.727	49.732	25.059	1:49.518	79.98	2.189	13:59:31.942
7 -	34.474	48.683	24.837	1:47.994 (2)	81.11	0.665	14:01:19.936
8 -	34.305	48.395	24.629	1:47.329 (1)	81.61		14:03:07.265

P26 51		Michael HOGARTH		Kawasaki ZX10 RR - WHR Racing			
IDEAL LAP TIME : 1:48.937		BEST LAP TIME : 1:49.212		DIFFERENCE : 0.275			
LAP	SECTOR 1	SECTOR 2	SECTOR 3	LAP TIME	MPH	DIFF	TIME OF DAY
1 -		51.122	25.940	1:59.406	73.36	10.194	13:50:10.238
2 -	36.719	49.067	24.925	1:50.711	79.12	1.499	13:52:00.949
3 -	35.765	49.457	24.870	1:50.092 (3)	79.56	0.880	13:53:51.041
4 -	35.348	48.792	25.072	1:49.212 (1)	80.20		13:55:40.253
5 -	35.275	49.269	25.280	1:49.824 (2)	79.76	0.612	13:57:30.077
6 -	35.702	50.109	25.758	1:51.569	78.51	2.357	13:59:21.646
7 -	36.231	50.525	25.747	1:52.503	77.86	3.291	14:01:14.149
8 -	36.376	51.071	25.852	1:53.299	77.31	4.087	14:03:07.448

P27 646 C		Sukminder RAI		Yamaha R1 -			
IDEAL LAP TIME : 1:48.293		BEST LAP TIME : 1:48.700		DIFFERENCE : 0.407			
LAP	SECTOR 1	SECTOR 2	SECTOR 3	LAP TIME	MPH	DIFF	TIME OF DAY
1 -		52.387	26.141	2:03.349	71.01	14.649	13:50:14.181
2 -	37.309	52.041	26.134	1:55.484	75.85	6.784	13:52:09.665
3 -	36.178	50.383	25.596	1:52.157	78.10	3.457	13:54:01.822
4 -	35.818	50.403	25.414	1:51.635	78.46	2.935	13:55:53.457
5 -	35.892	49.593	25.420	1:50.905	78.98	2.205	13:57:44.362
6 -	35.186	49.329	25.165	1:49.680 (3)	79.86	0.980	13:59:34.042
7 -	35.227	48.950	24.947	1:49.124 (2)	80.27	0.424	14:01:23.166
8 -	34.754	48.592	25.354	1:48.700 (1)	80.58		14:03:11.866

P28 41		David ABRAHAM		Yamaha R1 - Cambridge Motorcycles			
IDEAL LAP TIME : 1:48.920		BEST LAP TIME : 1:48.920		DIFFERENCE : 0.000			
LAP	SECTOR 1	SECTOR 2	SECTOR 3	LAP TIME	MPH	DIFF	TIME OF DAY
1 -		52.700	25.522	2:04.808	70.18	15.888	13:50:15.640
2 -	36.667	51.768	26.346	1:54.781	76.31	5.861	13:52:10.421
3 -	37.063	50.192	25.373	1:52.628	77.77	3.708	13:54:03.049
4 -	35.555	49.981	25.470	1:51.006	78.91	2.086	13:55:54.055
5 -	35.876	49.372	25.718	1:50.966	78.94	2.046	13:57:45.021
6 -	35.291	49.009	25.396	1:49.696 (3)	79.85	0.776	13:59:34.717
7 -	35.099	48.710	25.331	1:49.140 (2)	80.26	0.220	14:01:23.857
8 -	34.960	48.705	25.255	1:48.920 (1)	80.42		14:03:12.777

P29 9 C		Luke DIXON		BMW S1000RR -			
IDEAL LAP TIME : 1:40.902		BEST LAP TIME : 1:41.234		DIFFERENCE : 0.332			
LAP	SECTOR 1	SECTOR 2	SECTOR 3	LAP TIME	MPH	DIFF	TIME OF DAY
1 -		48.457	24.131	1:53.702	77.04	12.468	13:50:04.534
2 -	33.814	47.899	23.601	1:45.314	83.17	4.080	13:51:49.848
3 -	33.307	46.136	23.171	1:42.614	85.36	1.380	13:53:32.462
4 -	32.646	45.406	23.182	1:41.234 (1)	86.53		13:55:13.696
5 -	32.479	45.966	23.282	1:41.727 (3)	86.11	0.493	13:56:55.423
6 -	32.596	46.076	23.017	1:41.689 (2)	86.14	0.455	13:58:37.112

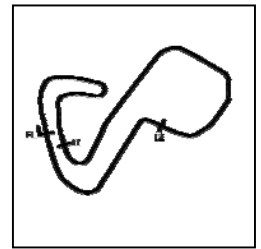
Weather / Track : Cloudy / Drying

Brands Hatch GP
Circuit Length = 2.4332 miles
Start: 13:48 Flag 14:01 End: 14:03

BMCRC - MRO Championships 2020 - Rnd 4 @ Brands Hatch GP

Reactive Parts MRO Powerbikes inc MSS Performance Clubman 1000

RACE 5 - SECTOR ANALYSIS



SECTOR 1 = FL to I1, SECTOR 2 = I1 to I2, SECTOR 3 = I2 to FL, DIFF = Difference To Personal Best Lap, P = Crossed Finish Line in Pit Lane, D = Time Disallowed

P30 173		Stephen DRAPER		Kawasaki ZX10 -			
IDEAL LAP TIME : 1:41.728		BEST LAP TIME : 1:42.176		DIFFERENCE : 0.448			
LAP	SECTOR 1	SECTOR 2	SECTOR 3	LAP TIME	MPH	DIFF	TIME OF DAY
1 -		48.488	23.682	1:52.013	78.20	9.837	13:50:02.845
2 -	33.497	46.760	23.842	1:44.099	84.14	1.923	13:51:46.944
3 -	33.556	46.641	23.543	1:43.740 (3)	84.44	1.564	13:53:30.684
4 -	33.050	45.865	23.355	1:42.270 (2)	85.65	0.094	13:55:12.954
5 -	32.967	45.802	23.407	1:42.176 (1)	85.73		13:56:55.130

P31 8		John COUGHLAN		APRILIA RSV4RF - BIKERSWORLD			
IDEAL LAP TIME : 1:51.037		BEST LAP TIME : 1:51.059		DIFFERENCE : 0.022			
LAP	SECTOR 1	SECTOR 2	SECTOR 3	LAP TIME	MPH	DIFF	TIME OF DAY
1 -		52.122	26.344	2:03.002	71.21	11.943	13:50:13.834
2 -	38.092	54.848	26.281	1:59.221 (3)	73.47	8.162	13:52:13.055
3 -	37.649	50.734	25.814	1:54.197 (2)	76.70	3.138	13:54:07.252
4 -	36.618	49.148	25.293	1:51.059 (1)	78.87		13:55:58.311

P32 15		Mariusz SIEMIENIUK-JUZWIUK		BMW S 1000 RR - BELMONT AUTO SERVICE			
IDEAL LAP TIME : 1:55.533		BEST LAP TIME : 1:55.808		DIFFERENCE : 0.275			
LAP	SECTOR 1	SECTOR 2	SECTOR 3	LAP TIME	MPH	DIFF	TIME OF DAY
1 -		53.578	25.411	2:04.448	70.38	8.640	13:50:15.280
2 -	37.534	53.599	25.623	1:56.756 (2)	75.02	0.948	13:52:12.036
3 -	37.990	52.651	26.238	1:56.879 (3)	74.94	1.071	13:54:08.915
4 -	37.651	52.588	25.569	1:55.808 (1)	75.64		13:56:04.723

P33 11		Andrew SAUNDERS		Suzuki GSXR 1000 - SDC PERFORMANCE			
IDEAL LAP TIME : 1:48.272		BEST LAP TIME : 1:49.532		DIFFERENCE : 1.260			
LAP	SECTOR 1	SECTOR 2	SECTOR 3	LAP TIME	MPH	DIFF	TIME OF DAY
1 -		49.327	26.024	1:57.679	74.43	8.147	13:50:08.511
2 -	35.319	48.916	25.297	1:49.532 (1)	79.97		13:51:58.043

P34 98		Rick DICKINSON		BMW S1000RR - MotorcycleRaceParts.co.uk			
IDEAL LAP TIME : 1:56.283		BEST LAP TIME : 1:56.475		DIFFERENCE : 0.192			
LAP	SECTOR 1	SECTOR 2	SECTOR 3	LAP TIME	MPH	DIFF	TIME OF DAY
1 -		52.946	26.550	2:02.277	71.63	5.802	13:50:13.109
2 -	38.032	52.084	26.359	1:56.475 (1)	75.20		13:52:09.584

BMCRC - MRO Championships 2020 - Rnd 4 @ Brands Hatch GP

Reactive Parts MRO Powerbikes inc MSS Performance Clubman 1000

RACE 5 - BEST SECTORS

SECTOR 1			SECTOR 2			SECTOR 3			IDEAL / BEST COMPARISON						
POS	NO	NAME	TIME	NO	NAME	TIME	NO	NAME	TIME	POS	NO	NAME	IDEAL	BEST	DIFF
													PERFECT LAP	1:36.335	
1	44	WILSON	31.107	1	BRIDGER	43.187	1	BRIDGER	22.041	1	1	BRIDGER	1:36.700	1:37.092	0.392
2	39	MORGAN	31.262	39	MORGAN	43.209	711	THORNTON	22.167	2	39	MORGAN	1:36.751	1:36.871	0.120
3	71	NORTON	31.368	711	THORNTON	43.403	39	MORGAN	22.280	3	711	THORNTON	1:37.304	1:37.529	0.225
4	1	BRIDGER	31.472	71	NORTON	43.613	16	WALSH	22.362	4	71	NORTON	1:37.415	1:37.588	0.173
5	16	WALSH	31.503	16	WALSH	43.697	177	WARRINGTON	22.406	5	44	WILSON	1:37.430	1:37.723	0.293
6	35	CRESSWELL	31.525	177	WARRINGTON	43.778	71	NORTON	22.434	6	16	WALSH	1:37.562	1:37.566	0.004
7	177	WARRINGTON	31.706	44	WILSON	43.877	44	WILSON	22.446	7	177	WARRINGTON	1:37.890	1:38.073	0.183
8	86	SHOUBRIDGE	31.716	35	CRESSWELL	43.884	33	NEEVES	22.532	8	35	CRESSWELL	1:37.942	1:38.134	0.192
9	711	THORNTON	31.734	86	SHOUBRIDGE	44.302	35	CRESSWELL	22.533	9	33	NEEVES	1:38.847	1:39.226	0.379
10	33	NEEVES	31.937	33	NEEVES	44.378	86	SHOUBRIDGE	22.972	10	86	SHOUBRIDGE	1:38.990	1:39.227	0.237
11	83	SIGGS	32.183	2	BAKER	44.776	9	DIXON	23.017	11	2	BAKER	1:40.412	1:40.769	0.357
12	2	BAKER	32.378	149	HAMMETT	44.807	83	SIGGS	23.044	12	9	DIXON	1:40.902	1:41.234	0.332
13	9	DIXON	32.479	14	COMPTON	45.394	2	BAKER	23.258	13	83	SIGGS	1:40.920	1:41.184	0.264
14	14	COMPTON	32.549	9	DIXON	45.406	173	DRAPER	23.355	14	149	HAMMETT	1:41.047	1:41.207	0.160
15	173	DRAPER	32.571	17	BAKER	45.568	17	BAKER	23.395	15	14	COMPTON	1:41.429	1:42.080	0.651
16	149	HAMMETT	32.699	83	SIGGS	45.693	14	COMPTON	23.486	16	173	DRAPER	1:41.728	1:42.176	0.448
17	17	BAKER	32.967	173	DRAPER	45.802	149	HAMMETT	23.541	17	17	BAKER	1:41.930	1:41.930	0.000
18	82	LEWIS	33.113	82	LEWIS	46.637	82	LEWIS	23.611	18	82	LEWIS	1:43.361	1:43.723	0.362
19	24	SMITH	33.497	24	SMITH	46.698	23	SYMONDS	23.730	19	24	SMITH	1:44.061	1:44.314	0.253
20	88	HALLIDAY	33.589	23	SYMONDS	46.725	24	SMITH	23.866	20	88	HALLIDAY	1:44.510	1:44.510	0.000
21	129	DINSMORE	33.725	88	HALLIDAY	46.815	79	WATSON	23.967	21	79	WATSON	1:44.946	1:45.103	0.157
22	46	GATES	33.846	79	WATSON	46.912	46	GATES	24.026	22	46	GATES	1:45.010	1:45.306	0.296
23	833	SKEELS-PIGGINS	34.062	46	GATES	47.138	129	DINSMORE	24.073	23	129	DINSMORE	1:45.152	1:45.390	0.238
24	79	WATSON	34.067	129	DINSMORE	47.354	88	HALLIDAY	24.106	24	23	SYMONDS	1:45.222	1:45.306	0.084
25	333	HOUGHTON	34.295	833	SKEELS-PIGGINS	48.267	333	HOUGHTON	24.578	25	833	SKEELS-PIGGINS	1:47.041	1:47.258	0.217
26	277	AVERRE	34.305	11	SAUNDERS	48.290	277	AVERRE	24.629	26	333	HOUGHTON	1:47.180	1:47.443	0.263
27	11	SAUNDERS	34.685	333	HOUGHTON	48.307	833	SKEELS-PIGGINS	24.712	27	277	AVERRE	1:47.329	1:47.329	0.000
28	646	RAI	34.754	277	AVERRE	48.395	51	HOGARTH	24.870	28	11	SAUNDERS	1:48.272	1:49.532	1.260
29	23	SYMONDS	34.767	646	RAI	48.592	646	RAI	24.947	29	646	RAI	1:48.293	1:48.700	0.407
30	41	ABRAHAM	34.960	41	ABRAHAM	48.705	41	ABRAHAM	25.255	30	41	ABRAHAM	1:48.920	1:48.920	0.000
31	51	HOGARTH	35.275	51	HOGARTH	48.792	8	COUGHLAN	25.293	31	51	HOGARTH	1:48.937	1:49.212	0.275
32	8	COUGHLAN	36.596	8	COUGHLAN	49.148	11	SAUNDERS	25.297	32	8	COUGHLAN	1:51.037	1:51.059	0.022
33	15	SIEMIENIUK-JUZWIUK	37.534	98	DICKINSON	51.899	15	SIEMIENIUK-JUZWIUK	25.411	33	15	SIEMIENIUK-JUZWIUK	1:55.533	1:55.808	0.275
34	98	DICKINSON	38.025	15	SIEMIENIUK-JUZWIUK	52.588	98	DICKINSON	26.359	34	98	DICKINSON	1:56.283	1:56.475	0.192
35															
36															

Weather / Track : Cloudy / Drying

Results can be found at www.tsl-timing.com

Brands Hatch GP

Circuit Length = 2.4332 miles

Start: 13:48 Flag 14:01 End: 14:03

Printed - 14:05 Saturday, 03 October 2020

BMCRC - MRO Championships 2020 - Rnd 4 @ Brands Hatch GP

Reactive Parts MRO Powerbikes inc MSS Performance Clubman 1000

RACE 5 - STATISTICS

Competitors Started 35
Planned Start 2020-10-03 @ 12:55:00.000
Actual Start 2020-10-03 @ 13:48:10.831
Finish Time 2020-10-03 @ 14:01:36.823
Track Length 2.4332mi.
Total Laps 247
Total Distance Covered 601.0225mi.

Session Fastest Lap History

NO	CL	NAME	LAP TIME	TIME OF DAY	LAP	VEHICLE
14		Dijon COMPTON	1:42.159	13:51:39.862	2	Ducati 899
1		Mark BRIDGER	1:42.104	13:51:40.176	2	Yamaha R1
1		Mark BRIDGER	1:41.540	13:53:21.714	3	Yamaha R1
86		David SHOUBRIDGE	1:41.102	13:53:22.914	3	Ducati 899
71		Tom NORTON	1:40.757	13:53:24.914	3	Kawasaki ZX10
71		Tom NORTON	1:39.054	13:55:03.968	4	Kawasaki ZX10
39		Max MORGAN	1:38.369	13:55:06.648	4	Kawasaki ZX10RR
39		Max MORGAN	1:38.203	13:56:44.850	5	Kawasaki ZX10RR
39		Max MORGAN	1:37.883	13:58:22.734	6	Kawasaki ZX10RR
1		Mark BRIDGER	1:37.658	13:59:59.760	7	Yamaha R1
71		Tom NORTON	1:37.588	14:00:00.028	7	Kawasaki ZX10
39		Max MORGAN	1:37.416	14:00:00.150	7	Kawasaki ZX10RR
1		Mark BRIDGER	1:37.092	14:01:36.852	8	Yamaha R1
39		Max MORGAN	1:36.871	14:01:37.022	8	Kawasaki ZX10RR

Session Leader History

NO	CL	NAME	FROM LAP	LAPS LED	DISTANCE	VEHICLE
14		Dijon COMPTON	1	2	4.86 miles	Ducati 899
1		Mark BRIDGER	3	6	14.59 miles	Yamaha R1

Flag History

TYPE	TIME OF DAY
GREEN	13:48:10.831
FINISH	14:01:36.823

Flag Statistics

TYPE	COUNT	TOTAL LAPS	TOTAL TIME
Green	1	8	15:06.616
Red	0	0	0.000
Safety Car	0	0	0.000
FCY	0	0	0.000

Weather / Track : Cloudy / Drying

BMCRC - MRO Championships 2020 - Rnd 4 @ Brands Hatch GP

Reactive Parts MRO Powerbikes inc MSS Performance Clubman 1000

RACE 5 - STATISTICS

CLASS :

25 Starters

Fastest Lap History

NO	NAME	LAP TIME	TIME OF DAY	LAP	VEHICLE
14	Dijon COMPTON	1:42.159	13:51:39.862	2	Ducati 899
1	Mark BRIDGER	1:42.104	13:51:40.176	2	Yamaha R1
1	Mark BRIDGER	1:41.540	13:53:21.714	3	Yamaha R1
86	David SHOUBRIDGE	1:41.102	13:53:22.914	3	Ducati 899
71	Tom NORTON	1:40.757	13:53:24.914	3	Kawasaki ZX10
71	Tom NORTON	1:39.054	13:55:03.968	4	Kawasaki ZX10
39	Max MORGAN	1:38.369	13:55:06.648	4	Kawasaki ZX10RR
39	Max MORGAN	1:38.203	13:56:44.850	5	Kawasaki ZX10RR
39	Max MORGAN	1:37.883	13:58:22.734	6	Kawasaki ZX10RR
1	Mark BRIDGER	1:37.658	13:59:59.760	7	Yamaha R1
71	Tom NORTON	1:37.588	14:00:00.028	7	Kawasaki ZX10
39	Max MORGAN	1:37.416	14:00:00.150	7	Kawasaki ZX10RR
1	Mark BRIDGER	1:37.092	14:01:36.852	8	Yamaha R1
39	Max MORGAN	1:36.871	14:01:37.022	8	Kawasaki ZX10RR

Leader History

NO	NAME	FROM LAP	LAPS LED	DISTANCE	VEHICLE
14	Dijon COMPTON	1	2	4.86 miles	Ducati 899
1	Mark BRIDGER	3	6	14.59 miles	Yamaha R1

Weather / Track : Cloudy / Drying

Results can be found at www.tsl-timing.com

Page 2 of 3

Brands Hatch GP
Circuit Length = 2.4332 miles
Start: 13:48 Flag 14:01 End: 14:03

Printed - 14:05 Saturday, 03 October 2020

BMCRC - MRO Championships 2020 - Rnd 4 @ Brands Hatch GP

Reactive Parts MRO Powerbikes inc MSS Performance Clubman 1000

RACE 5 - STATISTICS

CLASS : C

10 Starters

Fastest Lap History

NO	NAME	LAP TIME	TIME OF DAY	LAP	VEHICLE
35	Robert CRESSWELL	1:42.589	13:51:43.301	2	Kawasaki ZX10R
177	Ryan WARRINGTON	1:42.584	13:51:44.300	2	Kawasaki ZX10R
177	Ryan WARRINGTON	1:40.909	13:53:25.209	3	Kawasaki ZX10R
177	Ryan WARRINGTON	1:39.376	13:55:04.585	4	Kawasaki ZX10R
177	Ryan WARRINGTON	1:39.087	13:56:43.673	5	Kawasaki ZX10R
177	Ryan WARRINGTON	1:38.956	13:58:22.628	6	Kawasaki ZX10R
177	Ryan WARRINGTON	1:38.073	14:00:00.701	7	Kawasaki ZX10R

Leader History

NO	NAME	FROM LAP	LAPS LED	DISTANCE	VEHICLE
35	Robert CRESSWELL	1	2	4.86 miles	Kawasaki ZX10R
177	Ryan WARRINGTON	3	6	14.59 miles	Kawasaki ZX10R

BMCRC - MRO Championships 2020 - Rnd 4 @ Brands Hatch GP

Reactive Parts MRO Powerbikes inc MSS Performance Clubman 1000

RACE 5 - GRID (8 Laps)



ROW 13	39	1:47.443	333	Andrew HOUGHTON	38	1:47.258	833	Talan SKEELS-PIGGINS	37	212	Olly SAVAGE	
ROW 12	36	111	Jonathan SHEPPARD	35	175	Mark KENDLE	34	76	Jason BYARD			
ROW 11	33	194	Charles BEALE	32	1:56.475	98	Rick DICKINSON	31	1:55.808	15	Mariusz SIEMIENIUK-JUZIWIUK	
ROW 10	30	1:51.059	8	John COUGHLAN	29	1:49.532	11	Andrew SAUNDERS	28	1:49.212	51	Michael HOGARTH
ROW 9	27	1:48.920	41	David ABRAHAM	26	1:48.700	646	Sukminder RAI	25	1:47.329	277	Adrian AVERRE
ROW 8	24	1:45.390	129	Cecil DINSMORE	23	1:45.306	23	Max SYMONDS	22	1:45.306	46	Simon GATES
ROW 7	21	1:45.103	79	Craig WATSON	20	1:44.510	88	Scott HALLIDAY	19	1:44.314	24	Alan SMITH
ROW 6	18	1:43.723	82	Adrian LEWIS	17	1:42.176	173	Stephen DRAPER	16	1:42.080	14	Dijon COMPTON
ROW 5	15	1:41.930	17	Philip BAKER	14	1:41.234	9	Luke DIXON	13	1:41.207	149	Callum HAMMETT
ROW 4	12	1:41.184	83	Jason SIGGS	11	1:40.769	2	Peter BAKER	10	1:39.227	86	David SHOUBRIDGE
ROW 3	9	1:39.226	33	Michael NEEVES	8	1:38.134	35	Robert CRESSWELL	7	1:38.073	177	Ryan WARRINGTON
ROW 2	6	1:37.723	44	Nicky WILSON	5	1:37.588	71	Tom NORTON	4	1:37.566	16	Glenn WALSH
ROW 1	3	1:37.529	711	Ritchie THORNTON	2	1:37.092	1	Mark BRIDGER	1	1:36.871	39	Max MORGAN
Pole												

Brands Hatch GP
Circuit Length = 2.4332 miles

These results are provisional until the conclusion of any judicial and technical matters.

Clerk Of Course :	Steward :	Timekeeper :
-------------------	-----------	--------------

Results can be found at www.tsl-timing.com

Printed - 14:06 Saturday, 03 October 2020



BMCRC - MRO Championships 2020 - Rnd 4 @ Brands Hatch GP

Reactive Parts MRO Powerbikes inc MSS Performance Clubman 1000

RACE 5 - CLASSIFICATION



POS	NO	CL	PIC NAME	ENTRY	LAPS	TIME	GAP	DIFF	MPH	BEST	ON
1	16		1 Glenn WALSH	BMW S1000RR - Walters Medical	7	12:18.832			82.99	1:43.083	5
2	1		2 Mark BRIDGER	Yamaha R1 - Moremoto	7	12:23.292	4.460	4.460	82.49	1:44.350	5
3	35	C	1 Robert CRESSWELL	Kawasaki ZX10R - ODDJOBROB Racing	7	12:35.188	16.356	11.896	81.19	1:46.467	6
4	86		3 David SHOUBRIDGE	Ducati 899 - Old Garage Legends	7	12:42.754	23.922	7.566	80.39	1:44.526	7
5	71		4 Tom NORTON	Kawasaki ZX10 -	7	12:46.345	27.513	3.591	80.01	1:47.299	7
6	711		5 Ritchie THORNTON	Kawasaki ZX10R - Team 71	7	12:47.234	28.402	0.889	79.92	1:46.387	7
7	44		6 Nicky WILSON	Suzuki GSXR 1000 - Demon GP/Haslemere Motorc	7	12:48.681	29.849	1.447	79.77	1:46.676	4
8	33		7 Michael NEEVES	BMW S1000RR - Prime Factors Racing	7	12:50.361	31.529	1.680	79.59	1:47.863	2
9	39		8 Max MORGAN	Kawasaki ZX10RR - MSS PERFORMANCE	7	12:51.248	32.416	0.887	79.50	1:47.179	4
10	2		9 Peter BAKER	Kawasaki ZX10R - Dodfrey Engineering	7	12:58.365	39.533	7.117	78.77	1:48.570	7
11	23		10 Max SYMONDS	BMW S1000RR - J&C Symonds LTD	7	12:59.001	40.169	0.636	78.71	1:47.718	7
12	9	C	2 Luke DIXON	BMW S1000RR -	7	13:00.547	41.715	1.546	78.55	1:48.495	5
13	177	C	3 Ryan WARRINGTON	Kawasaki ZX10R - RWarrington Carpentry	7	13:02.308	43.476	1.761	78.38	1:48.085	7
14	17		11 Philip BAKER	BMW S1000RR - Dickie Donna and Malcom Sausaç	7	13:02.460	43.628	0.152	78.36	1:47.529	7
15	98		12 Rick DICKINSON	BMW S1000RR - MotorcycleRaceParts.co.uk	7	13:04.047	45.215	1.587	78.20	1:48.004	6
16	194		13 Charles BEALE	Suzuki GSXR1000R -	7	13:04.706	45.874	0.659	78.14	1:48.524	6
17	83	C	4 Jason SIGGS	Yamaha R1 - J Siggs Construction	7	13:06.841	48.009	2.135	77.93	1:48.734	5
18	149	C	5 Callum HAMMETT	Honda CBR 1000 -	7	13:15.747	56.915	8.906	77.05	1:49.805	7
19	88	C	6 Scott HALLIDAY	Suzuki GSXR 1000 - Performance fitness gym	7	13:20.172	1:01.340	4.425	76.63	1:52.003	5
20	646	C	7 Sukminder RAI	Yamaha R1 -	7	13:20.318	1:01.486	0.146	76.61	1:51.108	6
21	46	C	8 Simon GATES	Kawasaki ZX10R - Team Kawafati	7	13:20.500	1:01.668	0.182	76.60	1:50.542	6
22	8		14 John COUGHLAN	APRILIA RSV4RF - BIKERSWORLD	7	13:35.922	1:17.090	15.422	75.15	1:52.641	7
23	51		15 Michael HOGARTH	Kawasaki ZX10 RR - WHR Racing	7	13:39.333	1:20.501	3.411	74.83	1:54.584	6
24	79		16 Craig WATSON	Kawasaki ZX10RR - ADSS Kawasaki	7	13:39.755	1:20.923	0.422	74.80	1:53.748	6
25	833		17 Talan SKEELS-PIGGINS	Yamaha R1 - Talan Racing	7	13:47.165	1:28.333	7.410	74.13	1:54.437	6
26	333		18 Andrew HOUGHTON	Yamaha R1 -	7	13:50.531	1:31.699	3.366	73.83	1:55.293	6
27	15		19 Mariusz SIEMIENIUK-JUZWIUK	BMW S 1000 RR - BELMONT AUTO SERVICE	7	14:01.455	1:42.623	10.924	72.87	1:57.453	3
28	277	C	9 Adrian AVERRE	Yamaha R1 - Ryders Alley Racing	7	14:02.048	1:43.216	0.593	72.82	1:57.928	2

NOT CLASSIFIED

DNF	11		Andrew SAUNDERS	Suzuki GSXR 1000 - SDC PERFORMANCE	6	11:24.873	1 Lap	1 Lap	76.74	1:49.051	6
DNF	14		Dijon COMPTON	Ducati 899 -	2	3:50.980	5 Laps	4 Laps	75.84	1:53.578	2
DNF	129	C	Cecil DINSMORE	Suzuki GSXR 1000 - KnC Motorsport	0						

FASTEST LAP

16			Glenn WALSH	BMW S1000RR - Walters Medical	5	1:43.083			84.97 mph	136.75 kph
35	C		Robert CRESSWELL	Kawasaki ZX10R - ODDJOBROB Racing	6	1:46.467			82.27 mph	132.41 kph

Class - 92.5% of Race Speed = 76.76 mph
Class C - 92.5% of Race Speed = 75.10 mph

Brands Hatch GP
Circuit Length = 2.4332 miles
Start: 12:23 Flag 12:35 End: 12:37

Weather / Track : Cloudy / Wet

These results are provisional until the conclusion of any judicial and technical matters.

Clerk Of Course :	Steward :	Timekeeper :
-------------------	-----------	--------------

Results can be found at www.tsl-timing.com

Printed - 12:37 Sunday, 04 October 2020



BMCRC - MRO Championships 2020 - Rnd 4 @ Brands Hatch GP

Reactive Parts MRO Powerbikes inc MSS Performance Clubman 1000

RACE 5 - LAP CHART

LAP 1 @ 12:25:24.682			15	32.994	1:58.073	15	1:00.370	1:58.299	15	1:29.942	1:58.977
NO	BEHIND	LAP TIME	LAP 3 @ 12:28:55.226			LAP 5 @ 12:32:21.797			LAP 7 @ 12:35:52.108		
NO	BEHIND	LAP TIME	NO	BEHIND	LAP TIME	NO	BEHIND	LAP TIME	NO	BEHIND	LAP TIME
16		1:51.406	16		1:44.888	16		1:43.083	16		1:45.460
1	0.758	1:52.164	1	1.050	1:44.892	1	3.400	1:44.350	1	4.460	1:46.676
35	2.377	1:53.783	35	6.394	1:47.061	35	13.276	1:46.488	35	16.356	1:46.924
71	4.406	1:55.812	33	10.527	1:48.626	33	21.603	1:49.618	86	23.922	1:44.526
33	4.582	1:55.988	71	12.503	1:49.347	71	23.216	1:48.276	71	27.513	1:47.299
711	5.191	1:56.597	711	15.219	1:50.255	86	24.228	1:46.542	711	28.402	1:46.387
14	5.996	1:57.402	39	16.976	1:49.046	711	25.709	1:48.485	44	29.849	1:47.202
39	7.269	1:58.675	86	17.396	1:48.707	44	26.047	1:47.726	33	31.529	1:49.692
86	7.783	1:59.189	44	18.216	1:49.469	39	26.908	1:49.324	39	32.416	1:48.083
2	8.062	1:59.468	2	18.291	1:49.842	2	31.791	1:49.702	2	39.533	1:48.570
44	8.579	1:59.985	9	23.543	1:49.630	9	34.316	1:48.495	23	40.169	1:47.718
177	9.514	2:00.920	23	23.709	1:51.017	23	34.721	1:48.532	9	41.715	1:48.556
83	10.498	2:01.904	177	24.108	1:52.398	177	36.938	1:49.182	177	43.476	1:48.085
17	10.675	2:02.081	17	24.714	1:50.654	17	37.609	1:49.466	17	43.628	1:47.529
9	11.607	2:03.013	83	25.971	1:52.293	98	38.218	1:48.110	98	45.215	1:49.304
149	11.691	2:03.097	194	26.077	1:51.519	194	38.788	1:49.360	194	45.874	1:48.873
23	11.959	2:03.365	98	26.571	1:52.174	83	39.416	1:48.734	83	48.009	1:50.029
98	12.260	2:03.666	88	29.189	1:52.547	88	46.883	1:52.003	149	56.915	1:49.805
88	12.943	2:04.349	11	29.801	1:52.857	149	47.091	1:51.479	88	1:01.340	1:52.726
11	13.363	2:04.769	11	29.801	1:52.857	11	47.301	1:52.151	8	1:17.090	1:52.641
194	13.468	2:04.874	149	30.374	1:54.262	79	1:00.755	1:55.278	51	1:20.501	1:54.947
646	14.104	2:05.510	646	31.024	1:53.211	51	1:01.281	1:54.672	79	1:20.923	1:56.731
46	14.632	2:06.038	46	32.238	1:53.265	8	1:01.679	1:53.969	833	1:28.333	1:55.179
51	15.536	2:06.942	51	36.576	1:54.757	833	1:09.028	1:55.132	333	1:31.699	1:57.040
79	16.564	2:07.970	79	36.643	1:54.209	333	1:09.677	1:56.264	15	1:42.623	1:58.141
277	16.978	2:08.384	8	40.140	1:55.039	277	1:14.831	1:58.248	277	1:43.216	1:59.275
8	17.504	2:08.910	333	43.447	1:58.206	15	1:15.816	1:58.529			
333	17.617	2:09.023	833	43.938	1:58.309						
833	18.199	2:09.605	277	44.972	2:00.610						
15	20.577	2:11.983	15	45.559	1:57.453						

LAP 2 @ 12:27:10.338			LAP 4 @ 12:30:38.714			LAP 6 @ 12:34:06.648		
NO	BEHIND	LAP TIME	NO	BEHIND	LAP TIME	NO	BEHIND	LAP TIME
16		1:45.656	16		1:43.488	16		1:44.851
1	1.046	1:45.944	1	2.133	1:44.571	1	3.244	1:44.695
35	4.221	1:47.500	35	9.871	1:46.965	35	14.892	1:46.467
33	6.789	1:47.863	33	15.068	1:48.029	86	24.856	1:45.479
71	8.044	1:49.294	71	18.023	1:49.008	71	25.674	1:47.309
711	9.852	1:50.317	711	20.307	1:48.576	33	27.297	1:50.545
39	12.818	1:51.205	39	20.667	1:47.179	711	27.475	1:46.617
2	13.337	1:50.931	86	20.769	1:46.861	44	28.107	1:46.911
86	13.577	1:51.450	44	21.404	1:46.676	39	29.793	1:47.736
44	13.635	1:50.712	2	25.172	1:50.369	2	36.423	1:49.483
14	13.918	1:53.578	9	28.904	1:48.849	23	37.911	1:48.041
177	16.598	1:52.740	23	29.272	1:49.051	9	38.619	1:49.154
23	17.580	1:51.277	177	30.839	1:50.219	177	40.851	1:48.764
83	18.566	1:53.724	17	31.226	1:50.000	98	41.371	1:48.004
9	18.801	1:52.850	194	32.511	1:49.922	17	41.559	1:48.801
17	18.948	1:53.929	98	33.191	1:50.108	194	42.461	1:48.524
98	19.285	1:52.681	83	33.765	1:51.282	83	43.440	1:48.875
194	19.446	1:51.634	88	37.963	1:52.262	11	51.501	1:49.051
149	21.000	1:54.965	11	38.233	1:51.920	149	52.570	1:50.330
88	21.530	1:54.243	149	38.695	1:51.809	88	54.074	1:52.042
11	21.832	1:54.125	646	39.867	1:52.331	646	54.211	1:51.108
646	22.701	1:54.253	46	41.778	1:53.028	46	55.914	1:50.542
46	23.861	1:54.885	79	48.560	1:55.405	79	1:09.652	1:53.748
51	26.707	1:56.827	51	49.692	1:56.604	8	1:09.909	1:53.081
79	27.322	1:56.414	8	50.793	1:54.141	51	1:11.014	1:54.584
277	29.250	1:57.928	333	56.496	1:56.537	833	1:18.614	1:54.437
8	29.989	1:58.141	833	56.979	1:56.529	333	1:20.119	1:55.293
333	30.129	1:58.168	277	59.666	1:58.182	277	1:29.401	1:59.421
833	30.517	1:57.974						

Brands Hatch GP

Circuit Length = 2.4332 miles

Start: 12:23 Flag 12:35 End: 12:37

Weather / Track : Cloudy / Wet

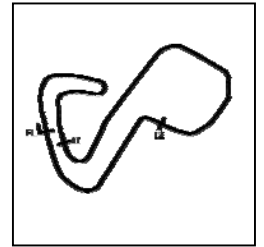
Results can be found at www.tsl-timing.com

Printed - 12:38 Sunday, 04 October 2020

BMCRC - MRO Championships 2020 - Rnd 4 @ Brands Hatch GP

Reactive Parts MRO Powerbikes inc MSS Performance Clubman 1000

RACE 5 - SECTOR ANALYSIS



SECTOR 1 = FL to I1, SECTOR 2 = I1 to I2, SECTOR 3 = I2 to FL, DIFF = Difference To Personal Best Lap, P = Crossed Finish Line in Pit Lane, D = Time Disallowed

P1 16		Glenn WALSH		BMW S1000RR - Walters Medical			
IDEAL LAP TIME : 1:43.083		BEST LAP TIME : 1:43.083		DIFFERENCE : 0.000			
LAP	SECTOR 1	SECTOR 2	SECTOR 3	LAP TIME	MPH	DIFF	TIME OF DAY
1 -		47.241	24.477	1:51.406	78.62	8.323	12:25:24.682
2 -	33.977	47.140	24.539	1:45.656	82.90	2.573	12:27:10.338
3 -	33.824	46.851	24.213	1:44.888	83.51	1.805	12:28:55.226
4 -	33.381	46.289	23.818	1:43.488 (2)	84.64	0.405	12:30:38.714
5 -	33.159	46.138	23.786	1:43.083 (1)	84.97		12:32:21.797
6 -	33.576	47.013	24.262	1:44.851 (3)	83.54	1.768	12:34:06.648
7 -	33.586	47.164	24.710	1:45.460	83.06	2.377	12:35:52.108

P2 1		Mark BRIDGER		Yamaha R1 - Moremoto			
IDEAL LAP TIME : 1:44.108		BEST LAP TIME : 1:44.350		DIFFERENCE : 0.242			
LAP	SECTOR 1	SECTOR 2	SECTOR 3	LAP TIME	MPH	DIFF	TIME OF DAY
1 -		47.713	24.858	1:52.164	78.09	7.814	12:25:25.440
2 -	34.456	47.128	24.360	1:45.944	82.68	1.594	12:27:11.384
3 -	33.990	46.759	24.143	1:44.892	83.51	0.542	12:28:56.276
4 -	33.829	46.639	24.103	1:44.571 (2)	83.76	0.221	12:30:40.847
5 -	33.619	46.464	24.267	1:44.350 (1)	83.94		12:32:25.197
6 -	33.541	46.960	24.194	1:44.695 (3)	83.67	0.345	12:34:09.892
7 -	34.500	47.579	24.597	1:46.676	82.11	2.326	12:35:56.568

P3 35 C		Robert CRESSWELL		Kawasaki ZX10R - ODDJOBROB Racing			
IDEAL LAP TIME : 1:46.432		BEST LAP TIME : 1:46.467		DIFFERENCE : 0.035			
LAP	SECTOR 1	SECTOR 2	SECTOR 3	LAP TIME	MPH	DIFF	TIME OF DAY
1 -		48.368	25.059	1:53.783	76.98	7.316	12:25:27.059
2 -	34.520	48.071	24.909	1:47.500	81.48	1.033	12:27:14.559
3 -	34.292	47.977	24.792	1:47.061	81.82	0.594	12:29:01.620
4 -	33.964	48.222	24.779	1:46.965	81.89	0.498	12:30:48.585
5 -	33.877	47.926	24.685	1:46.488 (2)	82.26	0.021	12:32:35.073
6 -	33.912	47.923	24.632	1:46.467 (1)	82.27		12:34:21.540
7 -	33.997	47.945	24.982	1:46.924 (3)	81.92	0.457	12:36:08.464

P4 86		David SHOUBRIDGE		Ducati 899 - Old Garage Legends			
IDEAL LAP TIME : 1:44.183		BEST LAP TIME : 1:44.526		DIFFERENCE : 0.343			
LAP	SECTOR 1	SECTOR 2	SECTOR 3	LAP TIME	MPH	DIFF	TIME OF DAY
1 -		50.895	25.974	1:59.189	73.49	14.663	12:25:32.465
2 -	36.445	48.958	26.047	1:51.450	78.59	6.924	12:27:23.915
3 -	35.429	48.478	24.800	1:48.707	80.58	4.181	12:29:12.622
4 -	34.480	47.548	24.833	1:46.861	81.97	2.335	12:30:59.483
5 -	34.669	47.618	24.255	1:46.542 (3)	82.21	2.016	12:32:46.025
6 -	33.857	47.617	24.005	1:45.479 (2)	83.04	0.953	12:34:31.504
7 -	33.772	46.406	24.348	1:44.526 (1)	83.80		12:36:16.030

P5 71		Tom NORTON		Kawasaki ZX10 -			
IDEAL LAP TIME : 1:47.149		BEST LAP TIME : 1:47.299		DIFFERENCE : 0.150			
LAP	SECTOR 1	SECTOR 2	SECTOR 3	LAP TIME	MPH	DIFF	TIME OF DAY
1 -		49.190	25.486	1:55.812	75.63	8.513	12:25:29.088
2 -	35.780	48.207	25.307	1:49.294	80.14	1.995	12:27:18.382
3 -	35.443	48.530	25.374	1:49.347	80.11	2.048	12:29:07.729
4 -	35.507	48.386	25.115	1:49.008	80.35	1.709	12:30:56.737
5 -	34.799	48.210	25.267	1:48.276 (3)	80.90	0.977	12:32:45.013
6 -	34.438	48.103	24.768	1:47.309 (2)	81.63	0.010	12:34:32.322
7 -	34.588	48.101	24.610	1:47.299 (1)	81.63		12:36:19.621

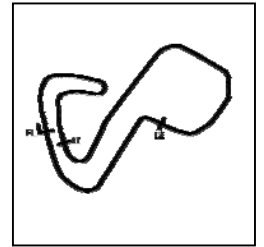
Weather / Track : Cloudy / Wet

Brands Hatch GP
Circuit Length = 2.4332 miles
Start: 12:23 Flag 12:35 End: 12:37

BMCRC - MRO Championships 2020 - Rnd 4 @ Brands Hatch GP

Reactive Parts MRO Powerbikes inc MSS Performance Clubman 1000

RACE 5 - SECTOR ANALYSIS



SECTOR 1 = FL to I1, SECTOR 2 = I1 to I2, SECTOR 3 = I2 to FL, DIFF = Difference To Personal Best Lap, P = Crossed Finish Line in Pit Lane, D = Time Disallowed

P6 711		Ritchie THORNTON		Kawasaki ZX10R - Team 71			
IDEAL LAP TIME : 1:46.200		BEST LAP TIME : 1:46.387		DIFFERENCE : 0.187			
LAP	SECTOR 1	SECTOR 2	SECTOR 3	LAP TIME	MPH	DIFF	TIME OF DAY
1 -		49.102	26.520	1:56.597	75.12	10.210	12:25:29.873
2 -	35.889	48.999	25.429	1:50.317	79.40	3.930	12:27:20.190
3 -	36.012	49.063	25.180	1:50.255	79.45	3.868	12:29:10.445
4 -	35.162	48.126	25.288	1:48.576	80.67	2.189	12:30:59.021
5 -	34.988	48.410	25.087	1:48.485 (3)	80.74	2.098	12:32:47.506
6 -	34.753	47.328	24.536	1:46.617 (2)	82.16	0.230	12:34:34.123
7 -	34.336	47.441	24.610	1:46.387 (1)	82.33		12:36:20.510

P7 44		Nicky WILSON		Suzuki GSXR 1000 - Demon GP/Haslemere Motorcycles			
IDEAL LAP TIME : 1:46.659		BEST LAP TIME : 1:46.676		DIFFERENCE : 0.017			
LAP	SECTOR 1	SECTOR 2	SECTOR 3	LAP TIME	MPH	DIFF	TIME OF DAY
1 -		50.806	25.761	1:59.985	73.00	13.309	12:25:33.261
2 -	35.809	49.042	25.861	1:50.712	79.12	4.036	12:27:23.973
3 -	35.583	48.625	25.261	1:49.469	80.02	2.793	12:29:13.442
4 -	34.657	47.313	24.706	1:46.676 (1)	82.11		12:31:00.118
5 -	34.640	47.732	25.354	1:47.726	81.31	1.050	12:32:47.844
6 -	34.708	47.333	24.870	1:46.911 (2)	81.93	0.235	12:34:34.755
7 -	34.869	47.417	24.916	1:47.202 (3)	81.71	0.526	12:36:21.957

P8 33		Michael NEEVES		BMW S1000RR - Prime Factors Racing			
IDEAL LAP TIME : 1:47.837		BEST LAP TIME : 1:47.863		DIFFERENCE : 0.026			
LAP	SECTOR 1	SECTOR 2	SECTOR 3	LAP TIME	MPH	DIFF	TIME OF DAY
1 -		48.780	25.296	1:55.988	75.52	8.125	12:25:29.264
2 -	35.044	47.953	24.866	1:47.863 (1)	81.21		12:27:17.127
3 -	35.058	48.294	25.274	1:48.626 (3)	80.64	0.763	12:29:05.753
4 -	35.128	47.927	24.974	1:48.029 (2)	81.08	0.166	12:30:53.782
5 -	35.071	49.297	25.250	1:49.618	79.91	1.755	12:32:43.400
6 -	35.293	49.851	25.401	1:50.545	79.24	2.682	12:34:33.945
7 -	35.764	48.794	25.134	1:49.692	79.85	1.829	12:36:23.637

P9 39		Max MORGAN		Kawasaki ZX10RR - MSS PERFORMANCE			
IDEAL LAP TIME : 1:47.179		BEST LAP TIME : 1:47.179		DIFFERENCE : 0.000			
LAP	SECTOR 1	SECTOR 2	SECTOR 3	LAP TIME	MPH	DIFF	TIME OF DAY
1 -		50.520	26.218	1:58.675	73.81	11.496	12:25:31.951
2 -	35.966	49.127	26.112	1:51.205	78.77	4.026	12:27:23.156
3 -	35.309	48.178	25.559	1:49.046	80.33	1.867	12:29:12.202
4 -	34.464	47.521	25.194	1:47.179 (1)	81.73		12:30:59.381
5 -	35.411	48.539	25.374	1:49.324	80.12	2.145	12:32:48.705
6 -	34.635	47.702	25.399	1:47.736 (2)	81.30	0.557	12:34:36.441
7 -	34.785	47.978	25.320	1:48.083 (3)	81.04	0.904	12:36:24.524

P10 2		Peter BAKER		Kawasaki ZX10R - Dodfrey Engineering			
IDEAL LAP TIME : 1:48.570		BEST LAP TIME : 1:48.570		DIFFERENCE : 0.000			
LAP	SECTOR 1	SECTOR 2	SECTOR 3	LAP TIME	MPH	DIFF	TIME OF DAY
1 -		50.263	26.002	1:59.468	73.32	10.898	12:25:32.744
2 -	35.670	48.945	26.316	1:50.931	78.96	2.361	12:27:23.675
3 -	35.474	48.701	25.667	1:49.842	79.74	1.272	12:29:13.517
4 -	35.270	49.197	25.902	1:50.369	79.36	1.799	12:31:03.886
5 -	34.758	49.030	25.914	1:49.702 (3)	79.85	1.132	12:32:53.588
6 -	34.767	49.030	25.686	1:49.483 (2)	80.01	0.913	12:34:43.071
7 -	34.343	48.675	25.552	1:48.570 (1)	80.68		12:36:31.641

Weather / Track : Cloudy / Wet

Brands Hatch GP

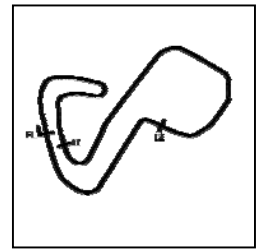
Circuit Length = 2.4332 miles

Start: 12:23 Flag 12:35 End: 12:37

BMCRC - MRO Championships 2020 - Rnd 4 @ Brands Hatch GP

Reactive Parts MRO Powerbikes inc MSS Performance Clubman 1000

RACE 5 - SECTOR ANALYSIS



SECTOR 1 = FL to I1, SECTOR 2 = I1 to I2, SECTOR 3 = I2 to FL, DIFF = Difference To Personal Best Lap, P = Crossed Finish Line in Pit Lane, D = Time Disallowed

P11 23		Max SYMONDS		BMW S1000RR - J&C Symonds LTD			
IDEAL LAP TIME : 1:47.628		BEST LAP TIME : 1:47.718		DIFFERENCE : 0.090			
LAP	SECTOR 1	SECTOR 2	SECTOR 3	LAP TIME	MPH	DIFF	TIME OF DAY
1 -		52.393	26.080	2:03.365	71.00	15.647	12:25:36.641
2 -	36.101	49.880	25.296	1:51.277	78.72	3.559	12:27:27.918
3 -	35.758	49.429	25.830	1:51.017	78.90	3.299	12:29:18.935
4 -	35.468	48.938	24.645	1:49.051	80.32	1.333	12:31:07.986
5 -	35.269	48.495	24.768	1:48.532 (3)	80.71	0.814	12:32:56.518
6 -	35.058	48.236	24.747	1:48.041 (2)	81.07	0.323	12:34:44.559
7 -	34.958	48.025	24.735	1:47.718 (1)	81.32		12:36:32.277

P12 9 C		Luke DIXON		BMW S1000RR -			
IDEAL LAP TIME : 1:48.342		BEST LAP TIME : 1:48.495		DIFFERENCE : 0.153			
LAP	SECTOR 1	SECTOR 2	SECTOR 3	LAP TIME	MPH	DIFF	TIME OF DAY
1 -		52.294	26.294	2:03.013	71.21	14.518	12:25:36.289
2 -	36.125	50.951	25.774	1:52.850	77.62	4.355	12:27:29.139
3 -	35.507	48.706	25.417	1:49.630	79.90	1.135	12:29:18.769
4 -	35.038	48.721	25.090	1:48.849 (3)	80.47	0.354	12:31:07.618
5 -	35.161	48.334	25.000	1:48.495 (1)	80.73		12:32:56.113
6 -	35.039	49.015	25.100	1:49.154	80.25	0.659	12:34:45.267
7 -	35.111	48.304	25.141	1:48.556 (2)	80.69	0.061	12:36:33.823

P13 177 C		Ryan WARRINGTON		Kawasaki ZX10R - RWarrington Carpentry			
IDEAL LAP TIME : 1:47.995		BEST LAP TIME : 1:48.085		DIFFERENCE : 0.090			
LAP	SECTOR 1	SECTOR 2	SECTOR 3	LAP TIME	MPH	DIFF	TIME OF DAY
1 -		51.066	26.717	2:00.920	72.44	12.835	12:25:34.196
2 -	36.395	50.328	26.017	1:52.740	77.69	4.655	12:27:26.936
3 -	36.121	49.889	26.388	1:52.398	77.93	4.313	12:29:19.334
4 -	35.654	49.225	25.340	1:50.219	79.47	2.134	12:31:09.553
5 -	35.177	48.564	25.441	1:49.182 (3)	80.23	1.097	12:32:58.735
6 -	34.872	48.779	25.113	1:48.764 (2)	80.53	0.679	12:34:47.499
7 -	34.962	48.148	24.975	1:48.085 (1)	81.04		12:36:35.584

P14 17		Philip BAKER		BMW S1000RR - Dickie Donna and Malcom Sausage J10 elect			
IDEAL LAP TIME : 1:47.529		BEST LAP TIME : 1:47.529		DIFFERENCE : 0.000			
LAP	SECTOR 1	SECTOR 2	SECTOR 3	LAP TIME	MPH	DIFF	TIME OF DAY
1 -		51.955	26.221	2:02.081	71.75	14.552	12:25:35.357
2 -	36.648	51.098	26.183	1:53.929	76.88	6.400	12:27:29.286
3 -	36.245	49.118	25.291	1:50.654	79.16	3.125	12:29:19.940
4 -	35.422	49.129	25.449	1:50.000	79.63	2.471	12:31:09.940
5 -	35.225	48.808	25.433	1:49.466 (3)	80.02	1.937	12:32:59.406
6 -	34.744	48.675	25.382	1:48.801 (2)	80.51	1.272	12:34:48.207
7 -	34.739	47.887	24.903	1:47.529 (1)	81.46		12:36:35.736

P15 98		Rick DICKINSON		BMW S1000RR - MotorcycleRaceParts.co.uk			
IDEAL LAP TIME : 1:47.796		BEST LAP TIME : 1:48.004		DIFFERENCE : 0.208			
LAP	SECTOR 1	SECTOR 2	SECTOR 3	LAP TIME	MPH	DIFF	TIME OF DAY
1 -		52.601	26.284	2:03.666	70.83	15.662	12:25:36.942
2 -	36.582	50.327	25.772	1:52.681	77.74	4.677	12:27:29.623
3 -	36.722	50.017	25.435	1:52.174	78.09	4.170	12:29:21.797
4 -	35.735	49.069	25.304	1:50.108	79.55	2.104	12:31:11.905
5 -	35.062	48.134	24.914	1:48.110 (2)	81.02	0.106	12:33:00.015
6 -	34.870	48.342	24.792	1:48.004 (1)	81.10		12:34:48.019
7 -	35.357	48.623	25.324	1:49.304 (3)	80.14	1.300	12:36:37.323

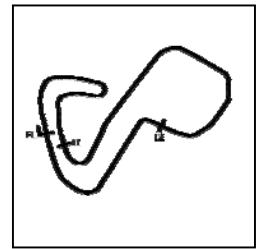
Weather / Track : Cloudy / Wet

Brands Hatch GP
Circuit Length = 2.4332 miles
Start: 12:23 Flag 12:35 End: 12:37

BMCRC - MRO Championships 2020 - Rnd 4 @ Brands Hatch GP

Reactive Parts MRO Powerbikes inc MSS Performance Clubman 1000

RACE 5 - SECTOR ANALYSIS



SECTOR 1 = FL to I1, SECTOR 2 = I1 to I2, SECTOR 3 = I2 to FL, DIFF = Difference To Personal Best Lap, P = Crossed Finish Line in Pit Lane, D = Time Disallowed

P16 194		Charles BEALE		Suzuki GSXR1000R -			
IDEAL LAP TIME : 1:48.348		BEST LAP TIME : 1:48.524		DIFFERENCE : 0.176			
LAP	SECTOR 1	SECTOR 2	SECTOR 3	LAP TIME	MPH	DIFF	TIME OF DAY
1 -		52.460	26.365	2:04.874	70.14	16.350	12:25:38.150
2 -	36.422	49.564	25.648	1:51.634	78.46	3.110	12:27:29.784
3 -	36.290	49.704	25.525	1:51.519	78.55	2.995	12:29:21.303
4 -	35.246	49.000	25.676	1:49.922	79.69	1.398	12:31:11.225
5 -	35.146	49.133	25.081	1:49.360 (3)	80.10	0.836	12:33:00.585
6 -	34.780	48.880	24.864	1:48.524 (1)	80.71		12:34:49.109
7 -	34.604	49.039	25.230	1:48.873 (2)	80.45	0.349	12:36:37.982

P17 83 C		Jason SIGGS		Yamaha R1 - J Siggs Construction			
IDEAL LAP TIME : 1:48.548		BEST LAP TIME : 1:48.734		DIFFERENCE : 0.186			
LAP	SECTOR 1	SECTOR 2	SECTOR 3	LAP TIME	MPH	DIFF	TIME OF DAY
1 -		51.785	26.384	2:01.904	71.85	13.170	12:25:35.180
2 -	36.513	50.970	26.241	1:53.724	77.02	4.990	12:27:28.904
3 -	36.307	50.171	25.815	1:52.293	78.00	3.559	12:29:21.197
4 -	35.927	50.094	25.261	1:51.282	78.71	2.548	12:31:12.479
5 -	35.245	48.510	24.979	1:48.734 (1)	80.56		12:33:01.213
6 -	35.059	48.655	25.161	1:48.875 (2)	80.45	0.141	12:34:50.088
7 -	35.293	49.051	25.685	1:50.029 (3)	79.61	1.295	12:36:40.117

P18 149 C		Callum HAMMETT		Honda CBR 1000 -			
IDEAL LAP TIME : 1:49.700		BEST LAP TIME : 1:49.805		DIFFERENCE : 0.105			
LAP	SECTOR 1	SECTOR 2	SECTOR 3	LAP TIME	MPH	DIFF	TIME OF DAY
1 -		52.206	26.684	2:03.097	71.16	13.292	12:25:36.373
2 -	38.306	50.837	25.822	1:54.965	76.19	5.160	12:27:31.338
3 -	37.025	51.097	26.140	1:54.262	76.66	4.457	12:29:25.600
4 -	36.846	49.412	25.551	1:51.809	78.34	2.004	12:31:17.409
5 -	35.924	49.752	25.803	1:51.479 (3)	78.57	1.674	12:33:08.888
6 -	35.833	49.020	25.477	1:50.330 (2)	79.39	0.525	12:34:59.218
7 -	35.938	48.453	25.414	1:49.805 (1)	79.77		12:36:49.023

P19 88 C		Scott HALLIDAY		Suzuki GSXR 1000 - Performance fitness gym			
IDEAL LAP TIME : 1:50.995		BEST LAP TIME : 1:52.003		DIFFERENCE : 1.008			
LAP	SECTOR 1	SECTOR 2	SECTOR 3	LAP TIME	MPH	DIFF	TIME OF DAY
1 -		53.255	26.399	2:04.349	70.44	12.346	12:25:37.625
2 -	37.615	50.836	25.792	1:54.243	76.67	2.240	12:27:31.868
3 -	36.885	50.057	25.605	1:52.547	77.83	0.544	12:29:24.415
4 -	36.204	50.194	25.864	1:52.262 (3)	78.03	0.259	12:31:16.677
5 -	36.139	50.044	25.820	1:52.003 (1)	78.21		12:33:08.680
6 -	36.964	49.328	25.750	1:52.042 (2)	78.18	0.039	12:35:00.722
7 -	36.062	50.561	26.103	1:52.726	77.70	0.723	12:36:53.448

P20 646 C		Sukminder RAI		Yamaha R1 -			
IDEAL LAP TIME : 1:50.850		BEST LAP TIME : 1:51.108		DIFFERENCE : 0.258			
LAP	SECTOR 1	SECTOR 2	SECTOR 3	LAP TIME	MPH	DIFF	TIME OF DAY
1 -		53.189	26.522	2:05.510	69.79	14.402	12:25:38.786
2 -	36.891	51.505	25.857	1:54.253	76.67	3.145	12:27:33.039
3 -	36.690	50.695	25.826	1:53.211	77.37	2.103	12:29:26.250
4 -	36.588	50.208	25.535	1:52.331 (3)	77.98	1.223	12:31:18.581
5 -	35.799	49.659	25.712	1:51.170 (2)	78.79	0.062	12:33:09.751
6 -	35.986	49.730	25.392	1:51.108 (1)	78.84		12:35:00.859
7 -	36.259	50.233	26.243	1:52.735	77.70	1.627	12:36:53.594

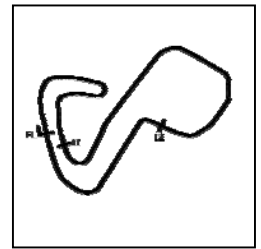
Weather / Track : Cloudy / Wet

Brands Hatch GP
Circuit Length = 2.4332 miles
Start: 12:23 Flag 12:35 End: 12:37

BMCRC - MRO Championships 2020 - Rnd 4 @ Brands Hatch GP

Reactive Parts MRO Powerbikes inc MSS Performance Clubman 1000

RACE 5 - SECTOR ANALYSIS



SECTOR 1 = FL to I1, SECTOR 2 = I1 to I2, SECTOR 3 = I2 to FL, DIFF = Difference To Personal Best Lap, P = Crossed Finish Line in Pit Lane, D = Time Disallowed

P21 46 C		Simon GATES		Kawasaki ZX10R - Team Kawafati			
IDEAL LAP TIME : 1:50.311		BEST LAP TIME : 1:50.542		DIFFERENCE : 0.231			
LAP	SECTOR 1	SECTOR 2	SECTOR 3	LAP TIME	MPH	DIFF	TIME OF DAY
1 -		53.067	26.605	2:06.038	69.50	15.496	12:25:39.314
2 -	37.571	51.283	26.031	1:54.885	76.24	4.343	12:27:34.199
3 -	37.512	50.224	25.529	1:53.265	77.33	2.723	12:29:27.464
4 -	36.599	50.367	26.062	1:53.028	77.50	2.486	12:31:20.492
5 -	36.598	49.304	25.626	1:51.528 (3)	78.54	0.986	12:33:12.020
6 -	36.164	49.143	25.235	1:50.542 (1)	79.24		12:35:02.562
7 -	35.933	49.443	25.838	1:51.214 (2)	78.76	0.672	12:36:53.776

P22 8		John COUGHLAN		APRILIA RSV4RF - BIKERSWORLD			
IDEAL LAP TIME : 1:52.641		BEST LAP TIME : 1:52.641		DIFFERENCE : 0.000			
LAP	SECTOR 1	SECTOR 2	SECTOR 3	LAP TIME	MPH	DIFF	TIME OF DAY
1 -		53.388	27.251	2:08.910	67.95	16.269	12:25:42.186
2 -	39.264	52.228	26.649	1:58.141	74.14	5.500	12:27:40.327
3 -	37.858	51.074	26.107	1:55.039	76.14	2.398	12:29:35.366
4 -	36.791	51.221	26.129	1:54.141	76.74	1.500	12:31:29.507
5 -	36.786	50.714	26.469	1:53.969 (3)	76.86	1.328	12:33:23.476
6 -	36.770	50.404	25.907	1:53.081 (2)	77.46	0.440	12:35:16.557
7 -	36.406	50.378	25.857	1:52.641 (1)	77.76		12:37:09.198

P23 51		Michael HOGARTH		Kawasaki ZX10 RR - WHR Racing			
IDEAL LAP TIME : 1:53.895		BEST LAP TIME : 1:54.584		DIFFERENCE : 0.689			
LAP	SECTOR 1	SECTOR 2	SECTOR 3	LAP TIME	MPH	DIFF	TIME OF DAY
1 -		52.782	26.805	2:06.942	69.00	12.358	12:25:40.218
2 -	37.884	52.183	26.760	1:56.827	74.98	2.243	12:27:37.045
3 -	37.125	51.131	26.501	1:54.757 (3)	76.33	0.173	12:29:31.802
4 -	37.793	52.178	26.633	1:56.604	75.12	2.020	12:31:28.406
5 -	37.108	51.069	26.495	1:54.672 (2)	76.39	0.088	12:33:23.078
6 -	36.741	50.800	27.043	1:54.584 (1)	76.44		12:35:17.662
7 -	36.946	51.647	26.354	1:54.947	76.20	0.363	12:37:12.609

P24 79		Craig WATSON		Kawasaki ZX10RR - ADSS Kawasaki			
IDEAL LAP TIME : 1:53.648		BEST LAP TIME : 1:53.748		DIFFERENCE : 0.100			
LAP	SECTOR 1	SECTOR 2	SECTOR 3	LAP TIME	MPH	DIFF	TIME OF DAY
1 -		54.124	26.937	2:07.970	68.45	14.222	12:25:41.246
2 -	37.923	51.910	26.581	1:56.414	75.24	2.666	12:27:37.660
3 -	37.120	50.876	26.213	1:54.209 (2)	76.70	0.461	12:29:31.869
4 -	37.396	51.364	26.645	1:55.405	75.90	1.657	12:31:27.274
5 -	37.434	51.271	26.573	1:55.278 (3)	75.98	1.530	12:33:22.552
6 -	36.880	50.555	26.313	1:53.748 (1)	77.01		12:35:16.300
7 -	37.869	52.543	26.319	1:56.731	75.04	2.983	12:37:13.031

P25 833		Talan SKEELS-PIGGINS		Yamaha R1 - Talan Racing			
IDEAL LAP TIME : 1:53.772		BEST LAP TIME : 1:54.437		DIFFERENCE : 0.665			
LAP	SECTOR 1	SECTOR 2	SECTOR 3	LAP TIME	MPH	DIFF	TIME OF DAY
1 -		54.085	26.677	2:09.605	67.58	15.168	12:25:42.881
2 -	38.046	52.760	27.168	1:57.974	74.25	3.537	12:27:40.855
3 -	38.056	53.577	26.676	1:58.309	74.04	3.872	12:29:39.164
4 -	37.624	52.452	26.453	1:56.529	75.17	2.092	12:31:35.693
5 -	37.319	51.246	26.567	1:55.132 (2)	76.08	0.695	12:33:30.825
6 -	36.073	51.577	26.787	1:54.437 (1)	76.54		12:35:25.262
7 -	36.692	51.739	26.748	1:55.179 (3)	76.05	0.742	12:37:20.441

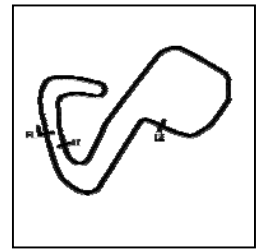
Weather / Track : Cloudy / Wet

Brands Hatch GP
Circuit Length = 2.4332 miles
Start: 12:23 Flag 12:35 End: 12:37

BMCRC - MRO Championships 2020 - Rnd 4 @ Brands Hatch GP

Reactive Parts MRO Powerbikes inc MSS Performance Clubman 1000

RACE 5 - SECTOR ANALYSIS



SECTOR 1 = FL to I1, SECTOR 2 = I1 to I2, SECTOR 3 = I2 to FL, DIFF = Difference To Personal Best Lap, P = Crossed Finish Line in Pit Lane, D = Time Disallowed

P26 333		Andrew HOUGHTON		Yamaha R1 -			
IDEAL LAP TIME : 1:55.058		BEST LAP TIME : 1:55.293		DIFFERENCE : 0.235			
LAP	SECTOR 1	SECTOR 2	SECTOR 3	LAP TIME	MPH	DIFF	TIME OF DAY
1 -		53.757	26.909	2:09.023	67.89	13.730	12:25:42.299
2 -	38.456	52.608	27.104	1:58.168	74.13	2.875	12:27:40.467
3 -	38.232	53.482	26.492	1:58.206	74.10	2.913	12:29:38.673
4 -	37.783	52.542	26.212	1:56.537 (3)	75.16	1.244	12:31:35.210
5 -	37.986	52.189	26.089	1:56.264 (2)	75.34	0.971	12:33:31.474
6 -	37.249	51.720	26.324	1:55.293 (1)	75.97		12:35:26.767
7 -	37.855	52.565	26.620	1:57.040	74.84	1.747	12:37:23.807

P27 15		Mariusz SIEMIENIUK-JUZWIUK		BMW S 1000 RR - BELMONT AUTO SERVICE			
IDEAL LAP TIME : 1:56.965		BEST LAP TIME : 1:57.453		DIFFERENCE : 0.488			
LAP	SECTOR 1	SECTOR 2	SECTOR 3	LAP TIME	MPH	DIFF	TIME OF DAY
1 -		54.499	27.131	2:11.983	66.37	14.530	12:25:45.259
2 -	38.408	52.763	26.902	1:58.073 (2)	74.19	0.620	12:27:43.332
3 -	37.912	52.534	27.007	1:57.453 (1)	74.58		12:29:40.785
4 -	38.755	52.885	26.659	1:58.299	74.04	0.846	12:31:39.084
5 -	38.491	53.519	26.519	1:58.529	73.90	1.076	12:33:37.613
6 -	38.123	53.842	27.012	1:58.977	73.62	1.524	12:35:36.590
7 -	38.530	52.637	26.974	1:58.141 (3)	74.14	0.688	12:37:34.731

P28 277 C		Adrian AVERRE		Yamaha R1 - Ryders Alley Racing			
IDEAL LAP TIME : 1:57.305		BEST LAP TIME : 1:57.928		DIFFERENCE : 0.623			
LAP	SECTOR 1	SECTOR 2	SECTOR 3	LAP TIME	MPH	DIFF	TIME OF DAY
1 -		53.689	26.919	2:08.384	68.23	10.456	12:25:41.660
2 -	38.496	52.472	26.960	1:57.928 (1)	74.28		12:27:39.588
3 -	38.542	55.083	26.985	2:00.610	72.62	2.682	12:29:40.198
4 -	38.096	52.868	27.218	1:58.182 (2)	74.12	0.254	12:31:38.380
5 -	38.698	52.486	27.064	1:58.248 (3)	74.08	0.320	12:33:36.628
6 -	38.574	53.595	27.252	1:59.421	73.35	1.493	12:35:36.049
7 -	40.066	52.449	26.760	1:59.275	73.44	1.347	12:37:35.324

P29 11		Andrew SAUNDERS		Suzuki GSXR 1000 - SDC PERFORMANCE			
IDEAL LAP TIME : 1:49.051		BEST LAP TIME : 1:49.051		DIFFERENCE : 0.000			
LAP	SECTOR 1	SECTOR 2	SECTOR 3	LAP TIME	MPH	DIFF	TIME OF DAY
1 -		53.081	26.539	2:04.769	70.20	15.718	12:25:38.045
2 -	37.173	51.077	25.875	1:54.125	76.75	5.074	12:27:32.170
3 -	36.570	50.446	25.841	1:52.857	77.61	3.806	12:29:25.027
4 -	35.727	50.166	26.027	1:51.920 (2)	78.26	2.869	12:31:16.947
5 -	35.973	50.161	26.017	1:52.151 (3)	78.10	3.100	12:33:09.098
6 -	35.669	48.258	25.124	1:49.051 (1)	80.32		12:34:58.149

P30 14		Dijon COMPTON		Ducati 899 -			
IDEAL LAP TIME : 1:50.583		BEST LAP TIME : 1:53.578		DIFFERENCE : 2.995			
LAP	SECTOR 1	SECTOR 2	SECTOR 3	LAP TIME	MPH	DIFF	TIME OF DAY
1 -		49.045	25.863	1:57.402	74.61	3.824	12:25:30.678
2 -	35.675	50.066	27.837	1:53.578 (1)	77.12		12:27:24.256

BMCRC - MRO Championships 2020 - Rnd 4 @ Brands Hatch GP

Reactive Parts MRO Powerbikes inc MSS Performance Clubman 1000

RACE 5 - BEST SECTORS

SECTOR 1			SECTOR 2			SECTOR 3			IDEAL / BEST COMPARISON						
POS	NO	NAME	TIME	NO	NAME	TIME	NO	NAME	TIME	POS	NO	NAME	IDEAL	BEST	DIFF
													PERFECT LAP	1:43.083	
1	16	WALSH	33.159	16	WALSH	46.138	16	WALSH	23.786	1	16	WALSH	1:43.083	1:43.083	0.000
2	1	BRIDGER	33.541	86	SHOUBRIDGE	46.406	86	SHOUBRIDGE	24.005	2	1	BRIDGER	1:44.108	1:44.350	0.242
3	86	SHOUBRIDGE	33.772	1	BRIDGER	46.464	1	BRIDGER	24.103	3	86	SHOUBRIDGE	1:44.183	1:44.526	0.343
4	35	CRESSWELL	33.877	44	WILSON	47.313	711	THORNTON	24.536	4	711	THORNTON	1:46.200	1:46.387	0.187
5	711	THORNTON	34.336	711	THORNTON	47.328	71	NORTON	24.610	5	35	CRESSWELL	1:46.432	1:46.467	0.035
6	2	BAKER	34.343	39	MORGAN	47.521	35	CRESSWELL	24.632	6	44	WILSON	1:46.659	1:46.676	0.017
7	71	NORTON	34.438	17	BAKER	47.887	23	SYMONDS	24.645	7	71	NORTON	1:47.149	1:47.299	0.150
8	39	MORGAN	34.464	35	CRESSWELL	47.923	44	WILSON	24.706	8	39	MORGAN	1:47.179	1:47.179	0.000
9	194	BEALE	34.604	33	NEEVES	47.927	98	DICKINSON	24.792	9	17	BAKER	1:47.529	1:47.529	0.000
10	44	WILSON	34.640	23	SYMONDS	48.025	194	BEALE	24.864	10	23	SYMONDS	1:47.628	1:47.718	0.090
11	17	BAKER	34.739	71	NORTON	48.101	33	NEEVES	24.866	11	98	DICKINSON	1:47.796	1:48.004	0.208
12	98	DICKINSON	34.870	98	DICKINSON	48.134	17	BAKER	24.903	12	33	NEEVES	1:47.837	1:47.863	0.026
13	177	WARRINGTON	34.872	177	WARRINGTON	48.148	177	WARRINGTON	24.975	13	177	WARRINGTON	1:47.995	1:48.085	0.090
14	23	SYMONDS	34.958	11	SAUNDERS	48.258	83	SIGGS	24.979	14	9	DIXON	1:48.342	1:48.495	0.153
15	9	DIXON	35.038	9	DIXON	48.304	9	DIXON	25.000	15	194	BEALE	1:48.348	1:48.524	0.176
16	33	NEEVES	35.044	149	HAMMETT	48.453	11	SAUNDERS	25.124	16	83	SIGGS	1:48.548	1:48.734	0.186
17	83	SIGGS	35.059	83	SIGGS	48.510	39	MORGAN	25.194	17	2	BAKER	1:48.570	1:48.570	0.000
18	11	SAUNDERS	35.669	2	BAKER	48.675	46	GATES	25.235	18	11	SAUNDERS	1:49.051	1:49.051	0.000
19	14	COMPTON	35.675	194	BEALE	48.880	646	RAI	25.392	19	149	HAMMETT	1:49.700	1:49.805	0.105
20	646	RAI	35.799	14	COMPTON	49.045	149	HAMMETT	25.414	20	46	GATES	1:50.311	1:50.542	0.231
21	149	HAMMETT	35.833	46	GATES	49.143	2	BAKER	25.552	21	14	COMPTON	1:50.583	1:53.578	2.995
22	46	GATES	35.933	88	HALLIDAY	49.328	88	HALLIDAY	25.605	22	646	RAI	1:50.850	1:51.108	0.258
23	88	HALLIDAY	36.062	646	RAI	49.659	8	COUGHLAN	25.857	23	88	HALLIDAY	1:50.995	1:52.003	1.008
24	833	SKEELS-PIGGINS	36.073	8	COUGHLAN	50.378	14	COMPTON	25.863	24	8	COUGHLAN	1:52.641	1:52.641	0.000
25	8	COUGHLAN	36.406	79	WATSON	50.555	333	HOUGHTON	26.089	25	79	WATSON	1:53.648	1:53.748	0.100
26	51	HOGARTH	36.741	51	HOGARTH	50.800	79	WATSON	26.213	26	833	SKEELS-PIGGINS	1:53.772	1:54.437	0.665
27	79	WATSON	36.880	833	SKEELS-PIGGINS	51.246	51	HOGARTH	26.354	27	51	HOGARTH	1:53.895	1:54.584	0.689
28	333	HOUGHTON	37.249	333	HOUGHTON	51.720	833	SKEELS-PIGGINS	26.453	28	333	HOUGHTON	1:55.058	1:55.293	0.235
29	15	SIEMIENIUK-JUZW	37.912	277	AVERRE	52.449	15	SIEMIENIUK-JUZW	26.519	29	15	SIEMIENIUK-JUZW	1:56.965	1:57.453	0.488
30	277	AVERRE	38.096	15	SIEMIENIUK-JUZW	52.534	277	AVERRE	26.760	30	277	AVERRE	1:57.305	1:57.928	0.623

31

BMCRC - MRO Championships 2020 - Rnd 4 @ Brands Hatch GP

Reactive Parts MRO Powerbikes inc MSS Performance Clubman 1000

RACE 5 - STATISTICS

Competitors Started 31
Planned Start 2020-10-04 @ 11:40:00.000
Actual Start 2020-10-04 @ 12:23:33.275
Finish Time 2020-10-04 @ 12:35:52.107
Track Length 2.4332mi.
Total Laps 204
Total Distance Covered 496.3910mi.

Session Fastest Lap History

NO	CL	NAME	LAP TIME	TIME OF DAY	LAP	VEHICLE
16		Glenn WALSH	1:45.656	12:27:10.369	2	BMW S1000RR
16		Glenn WALSH	1:44.888	12:28:55.255	3	BMW S1000RR
16		Glenn WALSH	1:43.488	12:30:38.743	4	BMW S1000RR
16		Glenn WALSH	1:43.083	12:32:21.827	5	BMW S1000RR

Session Leader History

NO	CL	NAME	FROM LAP	LAPS LED	DISTANCE	VEHICLE
16		Glenn WALSH	1	7	17.03 miles	BMW S1000RR

Flag History

TYPE	TIME OF DAY
GREEN	12:23:33.275
FINISH	12:35:52.107

Flag Statistics

TYPE	COUNT	TOTAL LAPS	TOTAL TIME
Green	1	7	14:11.119
Red	0	0	0.000
Safety Car	0	0	0.000
FCY	0	0	0.000

Weather / Track : Cloudy / Wet

BMCRC - MRO Championships 2020 - Rnd 4 @ Brands Hatch GP

Reactive Parts MRO Powerbikes inc MSS Performance Clubman 1000

RACE 5 - STATISTICS

CLASS :

21 Starters

Fastest Lap History

NO	NAME	LAP TIME	TIME OF DAY	LAP	VEHICLE
16	Glenn WALSH	1:45.656	12:27:10.369	2	BMW S1000RR
16	Glenn WALSH	1:44.888	12:28:55.255	3	BMW S1000RR
16	Glenn WALSH	1:43.488	12:30:38.743	4	BMW S1000RR
16	Glenn WALSH	1:43.083	12:32:21.827	5	BMW S1000RR

Leader History

NO	NAME	FROM LAP	LAPS LED	DISTANCE	VEHICLE
16	Glenn WALSH	1	7	17.03 miles	BMW S1000RR

BMCRC - MRO Championships 2020 - Rnd 4 @ Brands Hatch GP

Reactive Parts MRO Powerbikes inc MSS Performance Clubman 1000

RACE 5 - STATISTICS

CLASS : C

10 Starters

Fastest Lap History

NO	NAME	LAP TIME	TIME OF DAY	LAP	VEHICLE
35	Robert CRESSWELL	1:47.500	12:27:14.572	2	Kawasaki ZX10R
35	Robert CRESSWELL	1:47.061	12:29:01.633	3	Kawasaki ZX10R
35	Robert CRESSWELL	1:46.965	12:30:48.598	4	Kawasaki ZX10R
35	Robert CRESSWELL	1:46.488	12:32:35.086	5	Kawasaki ZX10R
35	Robert CRESSWELL	1:46.467	12:34:21.552	6	Kawasaki ZX10R

Leader History

NO	NAME	FROM LAP	LAPS LED	DISTANCE	VEHICLE
35	Robert CRESSWELL	1	7	17.03 miles	Kawasaki ZX10R

BMCRC - MRO Championships 2020 - Rnd 4 @ Brands Hatch GP

Reactive Parts MRO Powerbikes inc MSS Performance Clubman 1000

RACE 16 - GRID (7 Laps)



ROW 13	39		38		37	333	Andrew HOUGHTON	1:55.293		
ROW 12	36	833	Talan SKEELS-PIGGINS	35	175	Mark KENDLE	34	76	Jason BYARD	1:54.437
ROW 11	33	41	David ABRAHAM	32	24	Alan SMITH	31	82	Adrian LEWIS	
ROW 10	30	173	Stephen DRAPER	29	129	Cecil DINSMORE	28	277	Adrian AVERRE	1:57.928
ROW 9	27	15	Mariusz SIEMIENIUK-JUZWIUK	26	51	Michael HOGARTH	25	79	Craig WATSON	1:57.453
ROW 8	24	14	Dijon COMPTON	23	8	John COUGHLAN	22	88	Scott HALLIDAY	1:53.578
ROW 7	21	646	Sukminder RAI	20	46	Simon GATES	19	149	Callum HAMMETT	1:52.641
ROW 6	18	11	Andrew SAUNDERS	17	83	Jason SIGGS	16	2	Peter BAKER	1:52.003
ROW 5	15	194	Charles BEALE	14	9	Luke DIXON	13	177	Ryan WARRINGTON	1:51.108
ROW 4	12	98	Rick DICKINSON	11	33	Michael NEEVES	10	23	Max SYMONDS	1:50.542
ROW 3	9	17	Philip BAKER	8	71	Tom NORTON	7	39	Max MORGAN	1:49.051
ROW 2	6	44	Nicky WILSON	5	35	Robert CRESSWELL	4	711	Ritchie THORNTON	1:48.734
ROW 1	3	86	David SHOUBRIDGE	2	1	Mark BRIDGER	1	16	Glenn WALSH	1:48.524

Pole

Brands Hatch GP
Circuit Length = 2.4332 miles

These results are provisional until the conclusion of any judicial and technical matters.

Clerk Of Course :	Steward :	Timekeeper :
-------------------	-----------	--------------

Results can be found at www.tsl-timing.com

Printed - 12:41 Sunday, 04 October 2020



BMCRC - MRO Championships 2020 - Rnd 4 @ Brands Hatch GP

Reactive Parts MRO Powerbikes inc MSS Performance Clubman 1000

RACE 16 - CLASSIFICATION



POS	NO	CL	PIC NAME	ENTRY	LAPS	TIME	GAP	DIFF	MPH	BEST	ON
1	16		1 Glenn WALSH	BMW S1000RR - Walters Medical	7	12:18.770			83.00	1:43.660	2
2	35	C	1 Robert CRESSWELL	Kawasaki ZX10R - ODDJOBROB Racing	7	12:20.169	1.399	1.399	82.84	1:44.156	7
3	71		2 Tom NORTON	Kawasaki ZX10 -	7	12:35.335	16.565	15.166	81.18	1:46.588	5
4	23		3 Max SYMONDS	BMW S1000RR - J&C Symonds LTD	7	12:35.524	16.754	0.189	81.16	1:46.339	3
5	44		4 Nicky WILSON	Suzuki GSXR 1000 - Demon GP/Haslemere Motorc	7	12:35.929	17.159	0.405	81.11	1:45.854	5
6	17		5 Philip BAKER	BMW S1000RR - Dickie Donna and Malcom Sausa	7	12:41.100	22.330	5.171	80.56	1:47.466	5
7	711		6 Ritchie THORNTON	Kawasaki ZX10R - Team 71	7	12:44.311	25.541	3.211	80.22	1:45.909	7
8	98		7 Rick DICKINSON	BMW S1000RR - MotorcycleRaceParts.co.uk	7	12:53.699	34.929	9.388	79.25	1:48.469	6
9	194		8 Charles BEALE	Suzuki GSXR1000R -	7	12:53.855	35.085	0.156	79.23	1:48.615	6
10	88	C	2 Scott HALLIDAY	Suzuki GSXR 1000 - Performance fitness gym	7	12:54.260	35.490	0.405	79.19	1:47.359	5
11	177	C	3 Ryan WARRINGTON	Kawasaki ZX10R - RWarrington Carpentry	7	12:54.267	35.497	0.007	79.19	1:47.828	5
12	83	C	4 Jason SIGGS	Yamaha R1 - J Siggs Construction	7	12:55.324	36.554	1.057	79.08	1:48.214	5
13	9	C	5 Luke DIXON	BMW S1000RR -	7	12:55.986	37.216	0.662	79.02	1:48.673	5
14	11		9 Andrew SAUNDERS	Suzuki GSXR 1000 - SDC PERFORMANCE	7	13:05.068	46.298	9.082	78.10	1:50.320	4
15	149	C	6 Callum HAMMETT	Honda CBR 1000 -	7	13:11.425	52.655	6.357	77.47	1:50.772	5
16	46	C	7 Simon GATES	Kawasaki ZX10R - Team Kawafati	7	13:11.607	52.837	0.182	77.46	1:50.348	5
17	8		10 John COUGHLAN	APRILIA RSV4RF - BIKERSWORLD	7	13:14.750	55.980	3.143	77.15	1:50.998	6
18	14		11 Dijon COMPTON	Ducati 899 -	7	13:23.383	1:04.613	8.633	76.32	1:51.153	2
19	333		12 Andrew HOUGHTON	Yamaha R1 -	7	13:40.591	1:21.821	17.208	74.72	1:54.516	2
20	646	C	8 Sukminder RAI	Yamaha R1 -	7	13:40.666	1:21.896	0.075	74.71	1:54.407	6
21	833		13 Talan SKEELS-PIGGINS	Yamaha R1 - Talan Racing	7	13:46.083	1:27.313	5.417	74.22	1:55.099	3
22	277	C	9 Adrian AVERRE	Yamaha R1 - Ryders Alley Racing	7	13:46.177	1:27.407	0.094	74.21	1:54.887	7

NOT CLASSIFIED

DNF	86		David SHOUBRIDGE	Ducati 899 - Old Garage Legends	6	10:36.129	1 Lap	1 Lap	82.62	1:44.534	5
DNF	33		Michael NEEVES	BMW S1000RR - Prime Factors Racing	3	5:43.878	4 Laps	3 Laps	76.42	1:50.854	2

FASTEST LAP

	16		Glenn WALSH	BMW S1000RR - Walters Medical	2	1:43.660			84.50 mph	135.99 kph	
	35	C	Robert CRESSWELL	Kawasaki ZX10R - ODDJOBROB Racing	7	1:44.156			84.10 mph	135.35 kph	

Class - 92.5% of Race Speed = 76.77 mph
Class C - 92.5% of Race Speed = 76.62 mph

Brands Hatch GP
Circuit Length = 2.4332 miles
Start: 16:27 Flag 16:39 End: 16:41

Weather / Track : Cloudy / Wet

These results are provisional until the conclusion of any judicial and technical matters.

Clerk Of Course :	Steward :	Timekeeper :
-------------------	-----------	--------------

Results can be found at www.tsl-timing.com

Printed - 16:42 Sunday, 04 October 2020



BMCRC - MRO Championships 2020 - Rnd 4 @ Brands Hatch GP

Reactive Parts MRO Powerbikes inc MSS Performance Clubman 1000

RACE 16 - LAP CHART

LAP 1 @ 16:29:07.627

NO	BEHIND	LAP TIME
16		1:49.504
35	0.712	1:50.216
86	1.793	1:51.297
71	2.923	1:52.427
44	4.581	1:54.085
17	5.110	1:54.614
23	5.217	1:54.721
98	6.516	1:56.020
194	6.773	1:56.277
711	7.606	1:57.110
83	8.874	1:58.378
177	9.015	1:58.519
33	9.510	1:59.014
11	10.016	1:59.520
9	10.383	1:59.887
88	11.031	2:00.535
14	11.844	2:01.348
149	12.636	2:02.140
8	12.981	2:02.485
46	13.162	2:02.666
646	16.069	2:05.573
333	16.103	2:05.607
833	17.846	2:07.350
277	18.839	2:08.343

LAP 2 @ 16:30:51.287

NO	BEHIND	LAP TIME
16		1:43.660
35	2.638	1:45.586
86	3.292	1:45.159
71	6.665	1:47.402
23	8.308	1:46.751
44	8.353	1:47.432
17	9.459	1:48.009
194	12.553	1:49.440
98	12.934	1:50.078
711	13.796	1:49.850
177	14.814	1:49.459
83	15.937	1:50.723
33	16.704	1:50.854
9	17.388	1:50.665
11	17.644	1:51.288
88	18.154	1:50.783
14	19.337	1:51.153
149	21.156	1:52.180
8	21.604	1:52.283
46	21.820	1:52.318
333	26.959	1:54.516
646	28.634	1:56.225
833	31.024	1:56.838
277	32.948	1:57.769

LAP 3 @ 16:32:36.405

NO	BEHIND	LAP TIME
16		1:45.118
35	3.073	1:45.553
86	3.279	1:45.105
71	9.243	1:47.696
23	9.529	1:46.339
44	10.666	1:47.431
17	11.857	1:47.516

194	17.416	1:49.981
98	17.835	1:50.019
711	18.018	1:49.340
177	19.891	1:50.195
83	20.162	1:49.343
9	21.690	1:49.420
88	22.902	1:49.866
11	23.428	1:50.902
33	25.596	1:54.010
14	26.206	1:51.987
149	27.160	1:51.122
8	28.582	1:52.096
46	28.685	1:51.983
333	36.598	1:54.757
646	40.169	1:56.653
833	41.005	1:55.099
277	44.893	1:57.063

LAP 4 @ 16:34:21.765

NO	BEHIND	LAP TIME
16		1:45.360
35	2.540	1:44.827
86	3.276	1:45.357
71	10.895	1:47.012
23	11.179	1:47.010
44	12.615	1:47.309
17	14.135	1:47.638
711	22.048	1:49.390
194	22.223	1:50.167
98	23.032	1:50.557
177	24.320	1:49.789
83	25.050	1:50.248
9	25.220	1:48.890
88	26.062	1:48.520
11	28.388	1:50.320
149	33.665	1:51.865
14	34.112	1:53.266
46	34.191	1:50.866
8	35.432	1:52.210
333	47.345	1:56.107
646	51.458	1:56.649
833	52.225	1:56.580
277	56.157	1:56.624

LAP 5 @ 16:36:05.441

NO	BEHIND	LAP TIME
16		1:43.676
35	3.932	1:45.068
86	4.134	1:44.534
71	13.807	1:46.588
23	13.931	1:46.428
44	14.793	1:45.854
17	17.925	1:47.466
711	24.968	1:46.596
98	28.056	1:48.700
194	28.193	1:49.646
177	28.472	1:47.828
83	29.588	1:48.214
88	29.745	1:47.359
9	30.217	1:48.673
11	35.761	1:51.049
149	40.761	1:50.772
46	40.863	1:50.348
8	44.457	1:52.701

14	45.298	1:54.862
333	59.871	1:56.202
646	1:02.804	1:55.022
833	1:05.155	1:56.606
277	1:08.781	1:56.300

LAP 6 @ 16:37:50.415

NO	BEHIND	LAP TIME
16		1:44.974
35	3.721	1:44.763
86	3.837	1:44.677
23	16.134	1:47.177
71	16.425	1:47.592
44	16.831	1:47.012
17	20.886	1:47.935
711	26.110	1:46.116
98	31.551	1:48.469
194	31.834	1:48.615
177	32.783	1:49.285
88	33.016	1:48.245
83	34.113	1:49.499
9	34.257	1:49.014
11	41.415	1:50.628
149	47.800	1:52.013
46	48.108	1:52.219
8	50.481	1:50.998
14	54.877	1:54.553
333	1:11.656	1:56.759
646	1:12.237	1:54.407
833	1:15.889	1:55.708
277	1:18.998	1:55.191

LAP 7 @ 16:39:36.893

NO	BEHIND	LAP TIME
16		1:46.478
35	1.399	1:44.156
71	16.565	1:46.618
23	16.754	1:47.098
44	17.159	1:46.806
17	22.330	1:47.922
711	25.541	1:45.909
98	34.929	1:49.856
194	35.085	1:49.729
88	35.490	1:48.952
177	35.497	1:49.192
83	36.554	1:48.919
9	37.216	1:49.437
11	46.298	1:51.361
149	52.655	1:51.333
46	52.837	1:51.207
8	55.980	1:51.977
14	1:04.613	1:56.214
333	1:21.821	1:56.643
646	1:21.896	1:56.137
833	1:27.313	1:57.902
277	1:27.407	1:54.887

Weather / Track : Cloudy / Wet

Results can be found at www.tsl-timing.com

Brands Hatch GP

Circuit Length = 2.4332 miles

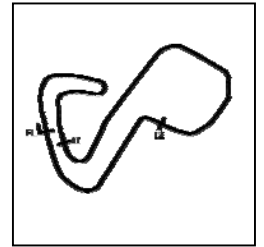
Start: 16:27 Flag 16:39 End: 16:41

Printed - 16:43 Sunday, 04 October 2020

BMCRC - MRO Championships 2020 - Rnd 4 @ Brands Hatch GP

Reactive Parts MRO Powerbikes inc MSS Performance Clubman 1000

RACE 16 - SECTOR ANALYSIS



SECTOR 1 = FL to I1, SECTOR 2 = I1 to I2, SECTOR 3 = I2 to FL, DIFF = Difference To Personal Best Lap, P = Crossed Finish Line in Pit Lane, D = Time Disallowed

P1 16		Glenn WALSH		BMW S1000RR - Walters Medical			
IDEAL LAP TIME : 1:43.335		BEST LAP TIME : 1:43.660		DIFFERENCE : 0.325			
LAP	SECTOR 1	SECTOR 2	SECTOR 3	LAP TIME	MPH	DIFF	TIME OF DAY
1 -		46.572	24.092	1:49.504	79.99	5.844	16:29:07.627
2 -	33.264	46.221	24.175	1:43.660 (1)	84.50		16:30:51.287
3 -	33.609	47.012	24.497	1:45.118	83.33	1.458	16:32:36.405
4 -	33.927	47.245	24.188	1:45.360	83.14	1.700	16:34:21.765
5 -	33.022	46.359	24.295	1:43.676 (2)	84.49	0.016	16:36:05.441
6 -	33.613	46.915	24.446	1:44.974 (3)	83.44	1.314	16:37:50.415
7 -	33.937	47.973	24.568	1:46.478	82.26	2.818	16:39:36.893

P2 35 C		Robert CRESSWELL		Kawasaki ZX10R - ODDJOBROB Racing			
IDEAL LAP TIME : 1:43.897		BEST LAP TIME : 1:44.156		DIFFERENCE : 0.259			
LAP	SECTOR 1	SECTOR 2	SECTOR 3	LAP TIME	MPH	DIFF	TIME OF DAY
1 -		47.471	24.544	1:50.216	79.47	6.060	16:29:08.339
2 -	33.887	47.093	24.606	1:45.586	82.96	1.430	16:30:53.925
3 -	33.943	47.285	24.325	1:45.553	82.98	1.397	16:32:39.478
4 -	33.514	46.952	24.361	1:44.827 (3)	83.56	0.671	16:34:24.305
5 -	33.560	47.061	24.447	1:45.068	83.37	0.912	16:36:09.373
6 -	33.751	46.704	24.308	1:44.763 (2)	83.61	0.607	16:37:54.136
7 -	33.773	46.164	24.219	1:44.156 (1)	84.10		16:39:38.292

P3 71		Tom NORTON		Kawasaki ZX10 -			
IDEAL LAP TIME : 1:46.329		BEST LAP TIME : 1:46.588		DIFFERENCE : 0.259			
LAP	SECTOR 1	SECTOR 2	SECTOR 3	LAP TIME	MPH	DIFF	TIME OF DAY
1 -		48.212	24.755	1:52.427	77.91	5.839	16:29:10.550
2 -	34.786	47.822	24.794	1:47.402	81.56	0.814	16:30:57.952
3 -	34.908	47.840	24.948	1:47.696	81.33	1.108	16:32:45.648
4 -	34.747	47.597	24.668	1:47.012 (3)	81.85	0.424	16:34:32.660
5 -	34.317	47.512	24.759	1:46.588 (1)	82.18		16:36:19.248
6 -	34.853	47.996	24.743	1:47.592	81.41	1.004	16:38:06.840
7 -	34.255	47.801	24.562	1:46.618 (2)	82.16	0.030	16:39:53.458

P4 23		Max SYMONDS		BMW S1000RR - J&C Symonds LTD			
IDEAL LAP TIME : 1:45.974		BEST LAP TIME : 1:46.339		DIFFERENCE : 0.365			
LAP	SECTOR 1	SECTOR 2	SECTOR 3	LAP TIME	MPH	DIFF	TIME OF DAY
1 -		48.497	25.295	1:54.721	76.35	8.382	16:29:12.844
2 -	34.376	47.546	24.829	1:46.751 (3)	82.05	0.412	16:30:59.595
3 -	34.281	47.550	24.508	1:46.339 (1)	82.37		16:32:45.934
4 -	35.091	47.252	24.667	1:47.010	81.86	0.671	16:34:32.944
5 -	34.672	47.315	24.441	1:46.428 (2)	82.30	0.089	16:36:19.372
6 -	34.495	47.929	24.753	1:47.177	81.73	0.838	16:38:06.549
7 -	34.346	47.727	25.025	1:47.098	81.79	0.759	16:39:53.647

P5 44		Nicky WILSON		Suzuki GSXR 1000 - Demon GP/Haslemere Motorcycles			
IDEAL LAP TIME : 1:45.778		BEST LAP TIME : 1:45.854		DIFFERENCE : 0.076			
LAP	SECTOR 1	SECTOR 2	SECTOR 3	LAP TIME	MPH	DIFF	TIME OF DAY
1 -		48.259	24.912	1:54.085	76.78	8.231	16:29:12.208
2 -	34.386	47.753	25.293	1:47.432	81.53	1.578	16:30:59.640
3 -	34.573	47.743	25.115	1:47.431	81.53	1.577	16:32:47.071
4 -	34.785	47.663	24.861	1:47.309	81.63	1.455	16:34:34.380
5 -	34.285	47.033	24.536	1:45.854 (1)	82.75		16:36:20.234
6 -	34.215	47.824	24.973	1:47.012 (3)	81.85	1.158	16:38:07.246
7 -	34.209	47.681	24.916	1:46.806 (2)	82.01	0.952	16:39:54.052

Weather / Track : Cloudy / Wet

Brands Hatch GP

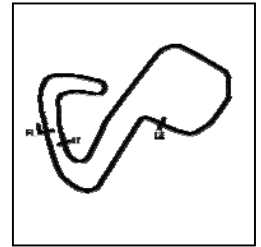
Circuit Length = 2.4332 miles

Start: 16:27 Flag 16:39 End: 16:41

BMCRC - MRO Championships 2020 - Rnd 4 @ Brands Hatch GP

Reactive Parts MRO Powerbikes inc MSS Performance Clubman 1000

RACE 16 - SECTOR ANALYSIS



SECTOR 1 = FL to I1, SECTOR 2 = I1 to I2, SECTOR 3 = I2 to FL, DIFF = Difference To Personal Best Lap, P = Crossed Finish Line in Pit Lane, D = Time Disallowed

P6 17 Philip BAKER		BMW S1000RR - Dickie Donna and Malcom Sausage J10 elect					
IDEAL LAP TIME : 1:46.941		BEST LAP TIME : 1:47.466		DIFFERENCE : 0.525			
LAP	SECTOR 1	SECTOR 2	SECTOR 3	LAP TIME	MPH	DIFF	TIME OF DAY
1 -		49.104	25.407	1:54.614	76.42	7.148	16:29:12.737
2 -	34.983	47.830	25.196	1:48.009	81.10	0.543	16:31:00.746
3 -	34.855	47.458	25.203	1:47.516 (2)	81.47	0.050	16:32:48.262
4 -	34.700	47.683	25.255	1:47.638 (3)	81.38	0.172	16:34:35.900
5 -	34.598	47.983	24.885	1:47.466 (1)	81.51		16:36:23.366
6 -	34.774	48.100	25.061	1:47.935	81.15	0.469	16:38:11.301
7 -	34.604	47.920	25.398	1:47.922	81.16	0.456	16:39:59.223

P7 711 Ritchie THORNTON		Kawasaki ZX10R - Team 71					
IDEAL LAP TIME : 1:45.453		BEST LAP TIME : 1:45.909		DIFFERENCE : 0.456			
LAP	SECTOR 1	SECTOR 2	SECTOR 3	LAP TIME	MPH	DIFF	TIME OF DAY
1 -		50.797	25.562	1:57.110	74.79	11.201	16:29:15.233
2 -	35.461	49.099	25.290	1:49.850	79.74	3.941	16:31:05.083
3 -	35.039	48.926	25.375	1:49.340	80.11	3.431	16:32:54.423
4 -	35.022	49.156	25.212	1:49.390	80.07	3.481	16:34:43.813
5 -	34.136	47.572	24.888	1:46.596 (3)	82.17	0.687	16:36:30.409
6 -	34.148	47.518	24.450	1:46.116 (2)	82.54	0.207	16:38:16.525
7 -	33.821	47.182	24.906	1:45.909 (1)	82.71		16:40:02.434

P8 98 Rick DICKINSON		BMW S1000RR - MotorcycleRaceParts.co.uk					
IDEAL LAP TIME : 1:48.453		BEST LAP TIME : 1:48.469		DIFFERENCE : 0.016			
LAP	SECTOR 1	SECTOR 2	SECTOR 3	LAP TIME	MPH	DIFF	TIME OF DAY
1 -		49.432	25.336	1:56.020	75.50	7.551	16:29:14.143
2 -	35.613	49.223	25.242	1:50.078	79.57	1.609	16:31:04.221
3 -	35.562	49.014	25.443	1:50.019	79.62	1.550	16:32:54.240
4 -	35.672	49.456	25.429	1:50.557	79.23	2.088	16:34:44.797
5 -	34.983	48.386	25.331	1:48.700 (2)	80.58	0.231	16:36:33.497
6 -	34.999	48.352	25.118	1:48.469 (1)	80.75		16:38:21.966
7 -	35.160	48.592	26.104	1:49.856 (3)	79.73	1.387	16:40:11.822

P9 194 Charles BEALE		Suzuki GSXR1000R -					
IDEAL LAP TIME : 1:48.444		BEST LAP TIME : 1:48.615		DIFFERENCE : 0.171			
LAP	SECTOR 1	SECTOR 2	SECTOR 3	LAP TIME	MPH	DIFF	TIME OF DAY
1 -		49.185	25.292	1:56.277	75.33	7.662	16:29:14.400
2 -	34.965	48.921	25.554	1:49.440 (2)	80.04	0.825	16:31:03.840
3 -	35.188	49.298	25.495	1:49.981	79.64	1.366	16:32:53.821
4 -	35.311	49.363	25.493	1:50.167	79.51	1.552	16:34:43.988
5 -	34.867	48.963	25.816	1:49.646 (3)	79.89	1.031	16:36:33.634
6 -	35.038	48.542	25.035	1:48.615 (1)	80.65		16:38:22.249
7 -	35.013	48.647	26.069	1:49.729	79.83	1.114	16:40:11.978

P10 88 C Scott HALLIDAY		Suzuki GSXR 1000 - Performance fitness gym					
IDEAL LAP TIME : 1:46.966		BEST LAP TIME : 1:47.359		DIFFERENCE : 0.393			
LAP	SECTOR 1	SECTOR 2	SECTOR 3	LAP TIME	MPH	DIFF	TIME OF DAY
1 -		51.168	25.590	2:00.535	72.67	13.176	16:29:18.658
2 -	35.971	49.568	25.244	1:50.783	79.07	3.424	16:31:09.441
3 -	35.685	49.150	25.031	1:49.866	79.73	2.507	16:32:59.307
4 -	35.471	47.983	25.066	1:48.520 (3)	80.72	1.161	16:34:47.827
5 -	34.410	48.118	24.831	1:47.359 (1)	81.59		16:36:35.186
6 -	34.500	48.530	25.215	1:48.245 (2)	80.92	0.886	16:38:23.431
7 -	35.185	47.725	26.042	1:48.952	80.40	1.593	16:40:12.383

Weather / Track : Cloudy / Wet

Brands Hatch GP

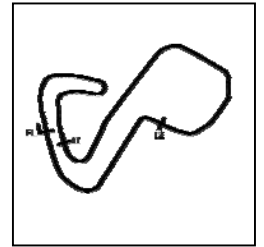
Circuit Length = 2.4332 miles

Start: 16:27 Flag 16:39 End: 16:41

BMCRC - MRO Championships 2020 - Rnd 4 @ Brands Hatch GP

Reactive Parts MRO Powerbikes inc MSS Performance Clubman 1000

RACE 16 - SECTOR ANALYSIS



SECTOR 1 = FL to I1, SECTOR 2 = I1 to I2, SECTOR 3 = I2 to FL, DIFF = Difference To Personal Best Lap, P = Crossed Finish Line in Pit Lane, D = Time Disallowed

P11 177 C		Ryan WARRINGTON		Kawasaki ZX10R - RWarrington Carpentry			
IDEAL LAP TIME : 1:47.666		BEST LAP TIME : 1:47.828		DIFFERENCE : 0.162			
LAP	SECTOR 1	SECTOR 2	SECTOR 3	LAP TIME	MPH	DIFF	TIME OF DAY
1 -		50.362	25.341	1:58.519	73.91	10.691	16:29:16.642
2 -	35.636	48.564	25.259	1:49.459	80.02	1.631	16:31:06.101
3 -	35.367	49.068	25.760	1:50.195	79.49	2.367	16:32:56.296
4 -	35.570	48.857	25.362	1:49.789	79.78	1.961	16:34:46.085
5 -	34.803	47.964	25.061	1:47.828 (1)	81.23		16:36:33.913
6 -	35.516	48.341	25.428	1:49.285 (3)	80.15	1.457	16:38:23.198
7 -	35.905	47.802	25.485	1:49.192 (2)	80.22	1.364	16:40:12.390

P12 83 C		Jason SIGGS		Yamaha R1 - J Siggs Construction			
IDEAL LAP TIME : 1:47.968		BEST LAP TIME : 1:48.214		DIFFERENCE : 0.246			
LAP	SECTOR 1	SECTOR 2	SECTOR 3	LAP TIME	MPH	DIFF	TIME OF DAY
1 -		50.876	25.397	1:58.378	73.99	10.164	16:29:16.501
2 -	36.121	49.317	25.285	1:50.723	79.11	2.509	16:31:07.224
3 -	35.132	48.816	25.395	1:49.343 (3)	80.11	1.129	16:32:56.567
4 -	35.539	49.318	25.391	1:50.248	79.45	2.034	16:34:46.815
5 -	34.560	48.659	24.995	1:48.214 (1)	80.94		16:36:35.029
6 -	35.173	48.968	25.358	1:49.499	79.99	1.285	16:38:24.528
7 -	35.098	48.413	25.408	1:48.919 (2)	80.42	0.705	16:40:13.447

P13 9 C		Luke DIXON		BMW S1000RR -			
IDEAL LAP TIME : 1:48.004		BEST LAP TIME : 1:48.673		DIFFERENCE : 0.669			
LAP	SECTOR 1	SECTOR 2	SECTOR 3	LAP TIME	MPH	DIFF	TIME OF DAY
1 -		50.435	25.805	1:59.887	73.06	11.214	16:29:18.010
2 -	36.219	49.012	25.434	1:50.665	79.15	1.992	16:31:08.675
3 -	36.141	48.427	24.852	1:49.420	80.05	0.747	16:32:58.095
4 -	35.084	48.494	25.312	1:48.890 (2)	80.44	0.217	16:34:46.985
5 -	35.198	48.460	25.015	1:48.673 (1)	80.60		16:36:35.658
6 -	34.910	48.815	25.289	1:49.014 (3)	80.35	0.341	16:38:24.672
7 -	35.615	48.242	25.580	1:49.437	80.04	0.764	16:40:14.109

P14 11		Andrew SAUNDERS		Suzuki GSXR 1000 - SDC PERFORMANCE			
IDEAL LAP TIME : 1:49.610		BEST LAP TIME : 1:50.320		DIFFERENCE : 0.710			
LAP	SECTOR 1	SECTOR 2	SECTOR 3	LAP TIME	MPH	DIFF	TIME OF DAY
1 -		50.398	25.982	1:59.520	73.29	9.200	16:29:17.643
2 -	36.000	49.363	25.925	1:51.288	78.71	0.968	16:31:08.931
3 -	35.989	49.810	25.103	1:50.902 (3)	78.98	0.582	16:32:59.833
4 -	35.538	49.009	25.773	1:50.320 (1)	79.40		16:34:50.153
5 -	35.498	49.691	25.860	1:51.049	78.88	0.729	16:36:41.202
6 -	35.704	49.373	25.551	1:50.628 (2)	79.18	0.308	16:38:31.830
7 -	35.529	49.844	25.988	1:51.361	78.66	1.041	16:40:23.191

P15 149 C		Callum HAMMETT		Honda CBR 1000 -			
IDEAL LAP TIME : 1:50.552		BEST LAP TIME : 1:50.772		DIFFERENCE : 0.220			
LAP	SECTOR 1	SECTOR 2	SECTOR 3	LAP TIME	MPH	DIFF	TIME OF DAY
1 -		51.378	26.305	2:02.140	71.71	11.368	16:29:20.263
2 -	37.031	49.695	25.454	1:52.180	78.08	1.408	16:31:12.443
3 -	36.546	49.198	25.378	1:51.122 (2)	78.83	0.350	16:33:03.565
4 -	36.775	49.387	25.703	1:51.865	78.30	1.093	16:34:55.430
5 -	36.183	48.991	25.598	1:50.772 (1)	79.07		16:36:46.202
6 -	36.851	49.072	26.090	1:52.013	78.20	1.241	16:38:38.215
7 -	36.235	49.044	26.054	1:51.333 (3)	78.68	0.561	16:40:29.548

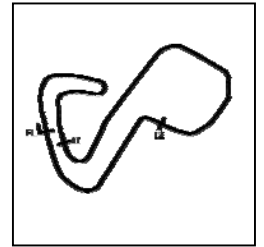
Weather / Track : Cloudy / Wet

Brands Hatch GP
Circuit Length = 2.4332 miles
Start: 16:27 Flag 16:39 End: 16:41

BMCRC - MRO Championships 2020 - Rnd 4 @ Brands Hatch GP

Reactive Parts MRO Powerbikes inc MSS Performance Clubman 1000

RACE 16 - SECTOR ANALYSIS



SECTOR 1 = FL to I1, SECTOR 2 = I1 to I2, SECTOR 3 = I2 to FL, DIFF = Difference To Personal Best Lap, P = Crossed Finish Line in Pit Lane, D = Time Disallowed

P16 46 C		Simon GATES		Kawasaki ZX10R - Team Kawafati			
IDEAL LAP TIME : 1:50.175		BEST LAP TIME : 1:50.348		DIFFERENCE : 0.173			
LAP	SECTOR 1	SECTOR 2	SECTOR 3	LAP TIME	MPH	DIFF	TIME OF DAY
1 -		51.279	25.893	2:02.666	71.41	12.318	16:29:20.789
2 -	37.364	49.733	25.221	1:52.318	77.99	1.970	16:31:13.107
3 -	36.604	50.093	25.286	1:51.983	78.22	1.635	16:33:05.090
4 -	36.088	49.395	25.383	1:50.866 (2)	79.01	0.518	16:34:55.956
5 -	36.206	49.072	25.070	1:50.348 (1)	79.38		16:36:46.304
6 -	37.471	49.227	25.521	1:52.219	78.06	1.871	16:38:38.523
7 -	36.482	49.017	25.708	1:51.207 (3)	78.77	0.859	16:40:29.730

P17 8		John COUGHLAN		APRILIA RSV4RF - BIKERSWORLD			
IDEAL LAP TIME : 1:50.548		BEST LAP TIME : 1:50.998		DIFFERENCE : 0.450			
LAP	SECTOR 1	SECTOR 2	SECTOR 3	LAP TIME	MPH	DIFF	TIME OF DAY
1 -		51.375	26.088	2:02.485	71.51	11.487	16:29:20.608
2 -	37.067	49.726	25.490	1:52.283	78.01	1.285	16:31:12.891
3 -	36.484	50.204	25.408	1:52.096 (3)	78.14	1.098	16:33:04.987
4 -	36.654	50.232	25.324	1:52.210	78.06	1.212	16:34:57.197
5 -	36.509	50.476	25.716	1:52.701	77.72	1.703	16:36:49.898
6 -	36.402	49.230	25.366	1:50.998 (1)	78.91		16:38:40.896
7 -	35.994	49.910	26.073	1:51.977 (2)	78.22	0.979	16:40:32.873

P18 14		Dijon COMPTON		Ducati 899 -			
IDEAL LAP TIME : 1:51.131		BEST LAP TIME : 1:51.153		DIFFERENCE : 0.022			
LAP	SECTOR 1	SECTOR 2	SECTOR 3	LAP TIME	MPH	DIFF	TIME OF DAY
1 -		51.136	26.060	2:01.348	72.18	10.195	16:29:19.471
2 -	35.722	49.530	25.901	1:51.153 (1)	78.80		16:31:10.624
3 -	35.700	49.759	26.528	1:51.987 (2)	78.22	0.834	16:33:02.611
4 -	36.781	50.106	26.379	1:53.266 (3)	77.33	2.113	16:34:55.877
5 -	37.348	50.722	26.792	1:54.862	76.26	3.709	16:36:50.739
6 -	36.947	50.843	26.763	1:54.553	76.46	3.400	16:38:45.292
7 -	36.917	51.162	28.135	1:56.214	75.37	5.061	16:40:41.506

P19 333		Andrew HOUGHTON		Yamaha R1 -			
IDEAL LAP TIME : 1:54.099		BEST LAP TIME : 1:54.516		DIFFERENCE : 0.417			
LAP	SECTOR 1	SECTOR 2	SECTOR 3	LAP TIME	MPH	DIFF	TIME OF DAY
1 -		52.637	26.901	2:05.607	69.73	11.091	16:29:23.730
2 -	37.349	51.150	26.017	1:54.516 (1)	76.49		16:31:18.246
3 -	36.932	51.605	26.220	1:54.757 (2)	76.33	0.241	16:33:13.003
4 -	37.359	51.767	26.981	1:56.107 (3)	75.44	1.591	16:35:09.110
5 -	37.408	52.274	26.520	1:56.202	75.38	1.686	16:37:05.312
6 -	37.789	52.461	26.509	1:56.759	75.02	2.243	16:39:02.071
7 -	37.656	52.692	26.295	1:56.643	75.09	2.127	16:40:58.714

P20 646 C		Sukminder RAI		Yamaha R1 -			
IDEAL LAP TIME : 1:54.158		BEST LAP TIME : 1:54.407		DIFFERENCE : 0.249			
LAP	SECTOR 1	SECTOR 2	SECTOR 3	LAP TIME	MPH	DIFF	TIME OF DAY
1 -		52.952	27.165	2:05.573	69.75	11.166	16:29:23.696
2 -	37.811	51.652	26.762	1:56.225	75.36	1.818	16:31:19.921
3 -	37.558	52.119	26.976	1:56.653	75.09	2.246	16:33:16.574
4 -	37.681	52.265	26.703	1:56.649	75.09	2.242	16:35:13.223
5 -	37.397	51.353	26.272	1:55.022 (2)	76.15	0.615	16:37:08.245
6 -	36.574	51.602	26.231	1:54.407 (1)	76.56		16:39:02.652
7 -	37.287	52.558	26.292	1:56.137 (3)	75.42	1.730	16:40:58.789

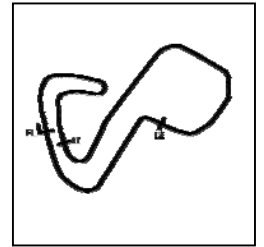
Weather / Track : Cloudy / Wet

Brands Hatch GP
Circuit Length = 2.4332 miles
Start: 16:27 Flag 16:39 End: 16:41

BMCRC - MRO Championships 2020 - Rnd 4 @ Brands Hatch GP

Reactive Parts MRO Powerbikes inc MSS Performance Clubman 1000

RACE 16 - SECTOR ANALYSIS



SECTOR 1 = FL to I1, SECTOR 2 = I1 to I2, SECTOR 3 = I2 to FL, DIFF = Difference To Personal Best Lap, P = Crossed Finish Line in Pit Lane, D = Time Disallowed

P21 833		Talan SKEELS-PIGGINS		Yamaha R1 - Talan Racing			
IDEAL LAP TIME : 1:55.015		BEST LAP TIME : 1:55.099		DIFFERENCE : 0.084			
LAP	SECTOR 1	SECTOR 2	SECTOR 3	LAP TIME	MPH	DIFF	TIME OF DAY
1 -		53.547	27.269	2:07.350	68.78	12.251	16:29:25.473
2 -	37.541	52.198	27.099	1:56.838	74.97	1.739	16:31:22.311
3 -	36.982	51.209	26.908	1:55.099 (1)	76.10		16:33:17.410
4 -	37.419	52.241	26.920	1:56.580 (3)	75.14	1.481	16:35:13.990
5 -	37.542	52.065	26.999	1:56.606	75.12	1.507	16:37:10.596
6 -	36.898	51.696	27.114	1:55.708 (2)	75.70	0.609	16:39:06.304
7 -	37.800	52.064	28.038	1:57.902	74.29	2.803	16:41:04.206

P22 277 C		Adrian AVERRE		Yamaha R1 - Ryders Alley Racing			
IDEAL LAP TIME : 1:54.417		BEST LAP TIME : 1:54.887		DIFFERENCE : 0.470			
LAP	SECTOR 1	SECTOR 2	SECTOR 3	LAP TIME	MPH	DIFF	TIME OF DAY
1 -		53.824	27.781	2:08.343	68.25	13.456	16:29:26.466
2 -	37.657	52.841	27.271	1:57.769	74.38	2.882	16:31:24.235
3 -	37.570	52.431	27.062	1:57.063	74.83	2.176	16:33:21.298
4 -	37.530	52.179	26.915	1:56.624	75.11	1.737	16:35:17.922
5 -	37.728	51.729	26.843	1:56.300 (3)	75.32	1.413	16:37:14.222
6 -	37.551	51.430	26.210	1:55.191 (2)	76.04	0.304	16:39:09.413
7 -	36.878	51.329	26.680	1:54.887 (1)	76.24		16:41:04.300

P23 86		David SHOUBRIDGE		Ducati 899 - Old Garage Legends			
IDEAL LAP TIME : 1:44.097		BEST LAP TIME : 1:44.534		DIFFERENCE : 0.437			
LAP	SECTOR 1	SECTOR 2	SECTOR 3	LAP TIME	MPH	DIFF	TIME OF DAY
1 -		47.777	24.516	1:51.297	78.70	6.763	16:29:09.420
2 -	34.122	46.798	24.239	1:45.159	83.30	0.625	16:30:54.579
3 -	34.164	46.606	24.335	1:45.105 (3)	83.34	0.571	16:32:39.684
4 -	34.991	46.373	23.993	1:45.357	83.14	0.823	16:34:25.041
5 -	33.804	46.300	24.430	1:44.534 (1)	83.79		16:36:09.575
6 -	34.132	46.443	24.102	1:44.677 (2)	83.68	0.143	16:37:54.252

P24 33		Michael NEEVES		BMW S1000RR - Prime Factors Racing			
IDEAL LAP TIME : 1:50.777		BEST LAP TIME : 1:50.854		DIFFERENCE : 0.077			
LAP	SECTOR 1	SECTOR 2	SECTOR 3	LAP TIME	MPH	DIFF	TIME OF DAY
1 -		50.188	25.245	1:59.014	73.60	8.160	16:29:17.137
2 -	35.904	49.628	25.322	1:50.854 (1)	79.02		16:31:07.991
3 -	36.596	51.089	26.325	1:54.010 (2)	76.83	3.156	16:33:02.001

Weather / Track : Cloudy / Wet

Results can be found at www.tsl-timing.com

Page 5 of 5

Brands Hatch GP

Circuit Length = 2.4332 miles

Start: 16:27 Flag 16:39 End: 16:41

Printed - 16:43 Sunday, 04 October 2020

BMCRC - MRO Championships 2020 - Rnd 4 @ Brands Hatch GP

Reactive Parts MRO Powerbikes inc MSS Performance Clubman 1000

RACE 16 - BEST SECTORS

SECTOR 1			SECTOR 2			SECTOR 3			IDEAL / BEST COMPARISON						
POS	NO	NAME	TIME	NO	NAME	TIME	NO	NAME	TIME	POS	NO	NAME	IDEAL	BEST	DIFF
													PERFECT LAP	1:43.179	
1	16	WALSH	33.022	35	CRESSWELL	46.164	86	SHOUBRIDGE	23.993	1	16	WALSH	1:43.335	1:43.660	0.325
2	35	CRESSWELL	33.514	16	WALSH	46.221	16	WALSH	24.092	2	35	CRESSWELL	1:43.897	1:44.156	0.259
3	86	SHOUBRIDGE	33.804	86	SHOUBRIDGE	46.300	35	CRESSWELL	24.219	3	86	SHOUBRIDGE	1:44.097	1:44.534	0.437
4	711	THORNTON	33.821	44	WILSON	47.033	23	SYMONDS	24.441	4	711	THORNTON	1:45.453	1:45.909	0.456
5	44	WILSON	34.209	711	THORNTON	47.182	711	THORNTON	24.450	5	44	WILSON	1:45.778	1:45.854	0.076
6	71	NORTON	34.255	23	SYMONDS	47.252	44	WILSON	24.536	6	23	SYMONDS	1:45.974	1:46.339	0.365
7	23	SYMONDS	34.281	17	BAKER	47.458	71	NORTON	24.562	7	71	NORTON	1:46.329	1:46.588	0.259
8	88	HALLIDAY	34.410	71	NORTON	47.512	88	HALLIDAY	24.831	8	17	BAKER	1:46.941	1:47.466	0.525
9	83	SIGGS	34.560	88	HALLIDAY	47.725	9	DIXON	24.852	9	88	HALLIDAY	1:46.966	1:47.359	0.393
10	17	BAKER	34.598	177	WARRINGTON	47.802	17	BAKER	24.885	10	177	WARRINGTON	1:47.666	1:47.828	0.162
11	177	WARRINGTON	34.803	9	DIXON	48.242	83	SIGGS	24.995	11	83	SIGGS	1:47.968	1:48.214	0.246
12	194	BEALE	34.867	98	DICKINSON	48.352	194	BEALE	25.035	12	9	DIXON	1:48.004	1:48.673	0.669
13	9	DIXON	34.910	83	SIGGS	48.413	177	WARRINGTON	25.061	13	194	BEALE	1:48.444	1:48.615	0.171
14	98	DICKINSON	34.983	194	BEALE	48.542	46	GATES	25.070	14	98	DICKINSON	1:48.453	1:48.469	0.016
15	11	SAUNDERS	35.498	149	HAMMETT	48.991	11	SAUNDERS	25.103	15	11	SAUNDERS	1:49.610	1:50.320	0.710
16	14	COMPTON	35.700	11	SAUNDERS	49.009	98	DICKINSON	25.118	16	46	GATES	1:50.175	1:50.348	0.173
17	33	NEEVES	35.904	46	GATES	49.017	33	NEEVES	25.245	17	8	COUGHLAN	1:50.548	1:50.998	0.450
18	8	COUGHLAN	35.994	8	COUGHLAN	49.230	8	COUGHLAN	25.324	18	149	HAMMETT	1:50.552	1:50.772	0.220
19	46	GATES	36.088	14	COMPTON	49.530	149	HAMMETT	25.378	19	33	NEEVES	1:50.777	1:50.854	0.077
20	149	HAMMETT	36.183	33	NEEVES	49.628	14	COMPTON	25.901	20	14	COMPTON	1:51.131	1:51.153	0.022
21	646	RAI	36.574	333	HOUGHTON	51.150	333	HOUGHTON	26.017	21	333	HOUGHTON	1:54.099	1:54.516	0.417
22	277	AVERRE	36.878	833	SKEELS-PIGGINS	51.209	277	AVERRE	26.210	22	646	RAI	1:54.158	1:54.407	0.249
23	833	SKEELS-PIGGINS	36.898	277	AVERRE	51.329	646	RAI	26.231	23	277	AVERRE	1:54.417	1:54.887	0.470
24	333	HOUGHTON	36.932	646	RAI	51.353	833	SKEELS-PIGGINS	26.908	24	833	SKEELS-PIGGINS	1:55.015	1:55.099	0.084

Weather / Track : Cloudy / Wet

Results can be found at www.tsl-timing.com

Brands Hatch GP

Circuit Length = 2.4332 miles

Start: 16:27 Flag 16:39 End: 16:41

Printed - 16:44 Sunday, 04 October 2020

BMCRC - MRO Championships 2020 - Rnd 4 @ Brands Hatch GP

Reactive Parts MRO Powerbikes inc MSS Performance Clubman 1000

RACE 16 - STATISTICS

Competitors Started 24
Planned Start 2020-10-04 @ 16:00:00.000
Actual Start 2020-10-04 @ 16:27:18.122
Finish Time 2020-10-04 @ 16:39:36.892
Track Length 2.4332mi.
Total Laps 163
Total Distance Covered 396.6262mi.

Session Fastest Lap History

NO	CL	NAME	LAP TIME	TIME OF DAY	LAP	VEHICLE
16		Glenn WALSH	1:43.660	16:30:51.316	2	BMW S1000RR

Session Leader History

NO	CL	NAME	FROM LAP	LAPS LED	DISTANCE	VEHICLE
16		Glenn WALSH	1	7	17.03 miles	BMW S1000RR

Flag History

TYPE	TIME OF DAY
GREEN	16:27:18.122
FINISH	16:39:36.892

Flag Statistics

TYPE	COUNT	TOTAL LAPS	TOTAL TIME
Green	1	7	14:07.967
Red	0	0	0.000
Safety Car	0	0	0.000
FCY	0	0	0.000

BMCRC - MRO Championships 2020 - Rnd 4 @ Brands Hatch GP

Reactive Parts MRO Powerbikes inc MSS Performance Clubman 1000

RACE 16 - STATISTICS

CLASS :

15 Starters

Fastest Lap History

NO	NAME	LAP TIME	TIME OF DAY	LAP	VEHICLE
16	Glenn WALSH	1:43.660	16:30:51.316	2	BMW S1000RR

Leader History

NO	NAME	FROM LAP	LAPS LED	DISTANCE	VEHICLE
16	Glenn WALSH	1	7	17.03 miles	BMW S1000RR

BMCRC - MRO Championships 2020 - Rnd 4 @ Brands Hatch GP

Reactive Parts MRO Powerbikes inc MSS Performance Clubman 1000

RACE 16 - STATISTICS

CLASS : C

9 Starters

Fastest Lap History

NO	NAME	LAP TIME	TIME OF DAY	LAP	VEHICLE
35	Robert CRESSWELL	1:45.586	16:30:53.937	2	Kawasaki ZX10R
35	Robert CRESSWELL	1:45.553	16:32:39.490	3	Kawasaki ZX10R
35	Robert CRESSWELL	1:44.827	16:34:24.318	4	Kawasaki ZX10R
35	Robert CRESSWELL	1:44.763	16:37:54.149	6	Kawasaki ZX10R
35	Robert CRESSWELL	1:44.156	16:39:38.305	7	Kawasaki ZX10R

Leader History

NO	NAME	FROM LAP	LAPS LED	DISTANCE	VEHICLE
35	Robert CRESSWELL	1	7	17.03 miles	Kawasaki ZX10R

BMCRC-MRO Championships 2019



CONTRACTORS LTD

L&W CONTRACTORS ROOKIE 600 & ROOKIE 1000

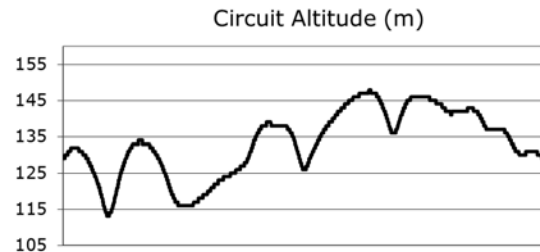
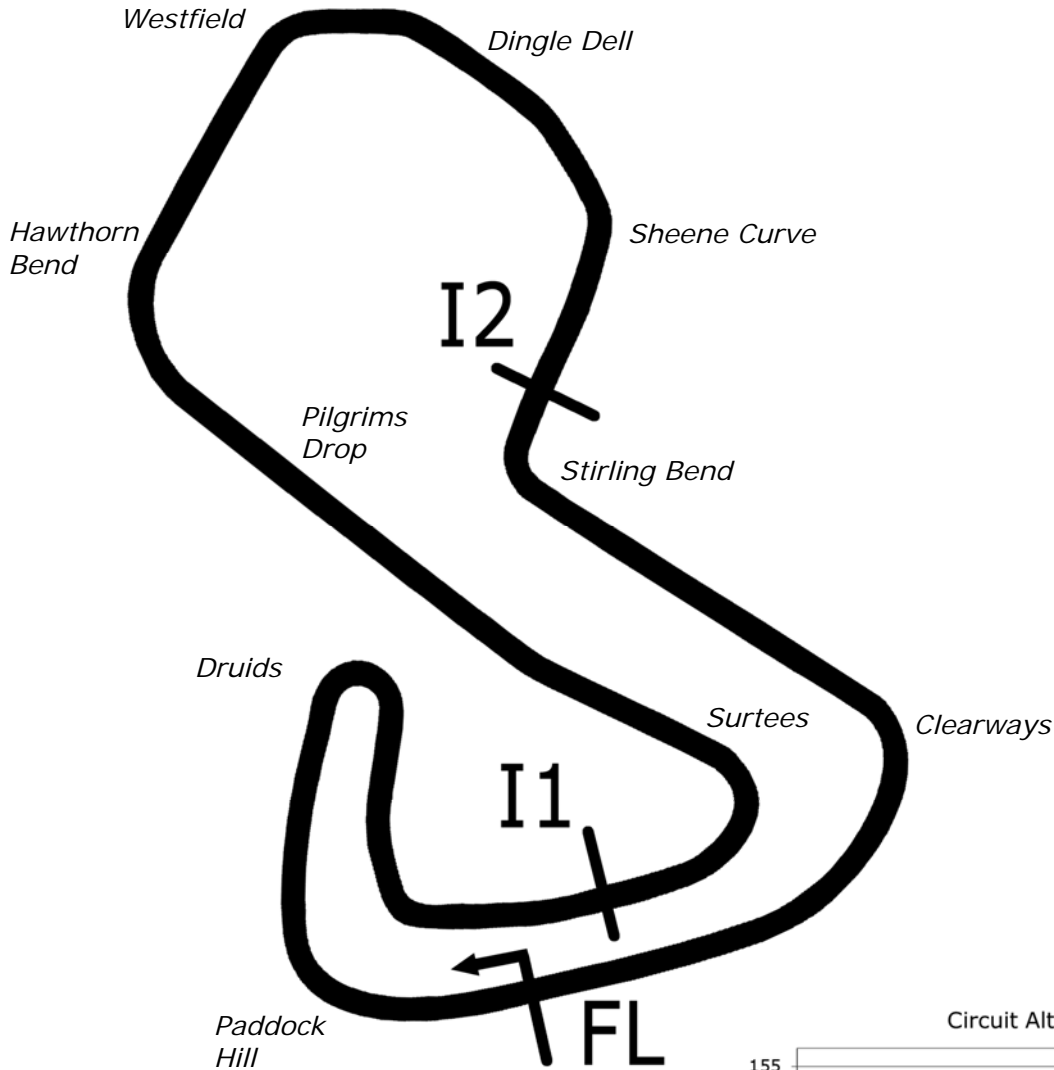
Brands Hatch GP Circuit

3rd / 4th October 2020



Results Provided by Timing Solutions Ltd
www.tsl-timing.com

Brands Hatch GP



Length	2.4332 miles	3916.0 m	
FL		51.36032 N	0.26032 E
I1	1116m	51.35934 N	0.25955 E
I2	2928m	51.35532 N	0.26250 E
Pit Entry	3646m	51.35911 N	0.25743 E
Pit Exit	26m after FL	51.36027 N	0.26078 E
Pit Entry-Pit Exit 277m, 16.6s @60kph, 12.4s @80kph			

All results available at www.tsl-timing.com

BMCRC - MRO Championships 2020 - Rnd 4 @ Brands Hatch GP

Team Respro MRO 600 inc Clubman 600 & L&W Contractors Rookie 600 QUALIFYING - CLASSIFICATION



FOR THE EDGE

CONTRACTORS LTD

POS	NO	CL	PIC NAME	ENTRY	TIME	ON	LAPS	GAP	DIFF	MPH
1	188		1 Dawid KRAWIECKI	Yamaha R6 - Code Blue LTD & D A East Electrical	1:47.052	5	6			81.82
2	41		2 Louis VALLELEY	Yamaha R6 - Team V	1:47.300	6	6	0.248	0.248	81.63
3	14		3 Chris BURRAGE	Yamaha R6 - Seton tuning, RD racing, Elgar brothers, rut	1:47.825	3	4	0.773	0.525	81.24
4	190		4 Glenn WALSH	Yamaha R6 - Walters Medical	1:48.183	4	4	1.131	0.358	80.97
5	46		5 Harry ROWLINGS	Triumph 675R - BER/ Steve Jordan Motorcycles	1:49.218	3	4	2.166	1.035	80.20
6	12*	C	1 Cedric BLOCH	Kawazaki ZX6R - Brigit's Group & SDC Performance	1:49.499	3	5	2.447	0.281	79.99
7	132	R600	1 Mitchell GILBERT	Suzuki GSXR 600 -	1:51.242	3	6	4.190	1.743	78.74
8	99		6 Jamie Le MASURIER	Triumph Daytona 675R - Pipework Solutions Ltd	1:51.813	3	3	4.761	0.571	78.34
9	13		7 Doug EDMONDSON	Triumph Daytona - Stan Stephens Tuning	1:52.526	5	6	5.474	0.713	77.84
10	888		8 Hayden WOOD	Yamaha R6 -	1:53.874	6	6	6.822	1.348	76.92
11	3		9 Joey LAMBDEN	Kawasaki ZX600 RBF -	1:54.012	5	5	6.960	0.138	76.83
12	56		10 Michael MILLS	Yamaha R6 - A51 Racing, The Wokingham Bar Company	1:54.306	3	6	7.254	0.294	76.63
13	818	C	2 Alex BARKER	Yamaha R6 - SS5 Construction LTD	1:54.359	3	6	7.307	0.053	76.59
14	59	C	3 Caiden WILKINSON	Yamaha R6 - RB Electrics	1:54.979	3	6	7.927	0.620	76.18
15	36		11 Harry FOWLE	Triumph 675R - BER/ Steve Jordan Motorcycles	1:55.516	3	6	8.464	0.537	75.83
16	404	C	4 Tommy HEMPHILL	Yamaha R6 -	1:55.559	2	5	8.507	0.043	75.80
17	112		12 James NAGY	Kawasaki ZX600R - Steelmate	1:55.850	3	3	8.798	0.291	75.61
18	220	R600	2 Marc BATSON	Yamaha R6 - batsonelectrical contractors ltd	1:56.327	5	6	9.275	0.477	75.30
19	134		13 Donald GILBERT	Kawasaki ZX6R - S and N tyres	1:56.566	6	6	9.514	0.239	75.14
20	696	R600	3 Jason MARIETTE	Yamaha YZF-R6 -	1:56.746	3	5	9.694	0.180	75.03
21	19*		14 Michael REGAN	Honda CBR600RR - West country windings	1:58.562	5	5	11.510	1.816	73.88
22	100	C	5 Craig HOWTON	Kawasaki ZX6R - ME	1:58.723	5	6	11.671	0.161	73.78
23	78*	R600	4 Scott FORBES-COWDRY	Yamaha R6 13S -	1:58.831	5	5	11.779	0.108	73.71
24	717	R600	5 Timothy WALSH	Triumph 675 - T P WALSH PHE	1:58.969	5	5	11.917	0.138	73.63
25	72	R600	6 James HEMPHILL	Yamaha R6 5EB -	2:01.598	2	2	14.546	2.629	72.03
26	7	C	6 Thomas BENSTED	Triumph 675R - Significant Debt Racing	2:01.917	4	5	14.865	0.319	71.85
27	636	R600	7 Matthew MILLS	Kawasaki ZX6R -	2:03.186	5	5	16.134	1.269	71.11
28	83		15 Harris BEECH	Yamaha R6 - Batham Racing	2:03.808	4	5	16.756	0.622	70.75
29	4	C	7 Tom VAUGHAN	Yamaha R6 - Go Racing Developments	2:04.190	4	5	17.138	0.382	70.53
30	21		16 Carl MITCHELL	Yamaha R6 - Beaute Agri AJL Garden Services	2:04.210	5	5	17.158	0.020	70.52
31	49	R600	8 Oli CHAYTOR	Yamaha R6 - PearTree Racing	2:06.527	5	5	19.475	2.317	69.23
32	228*	R600	9 Paul McFADDEN	Kawasaki ZX6 -	2:08.583	5	5	21.531	2.056	68.12
33	105	R600	10 Benjamin STONARD	Yamaha R6 -	2:09.554	4	5	22.502	0.971	67.61
34	8	C	8 Dave SAUNDERS	Honda CBR600 -	2:10.137	4	5	23.085	0.583	67.31
35	158	R600	11 Ben LOGAN	Kawasaki ZX6R -	2:10.388	2	2	23.336	0.251	67.18
36	186	R600	12 Stephen WILKINSON	Honda CBR 600 F -	2:12.041	4	4	24.989	1.653	66.34
37	259	R600	13 Neville OTTER	Kawasaki ZX6R - SB Racing	2:19.581	1	4	32.529	7.540	62.75
38	624	C	9 Matthew FEDRICK	Yamaha R6 - Matthew Fedrick farriers ltd/ Palmer Race S	2:27.500	4	4	40.448	7.919	59.38

* Bikes 12, 19, 78 & 228 - No working transponder fitted

* Bike 12 - Fastest lap disallowed - yellow flag infringement

Brands Hatch GP

Circuit Length = 2.4332 miles

Start: 09:36 Flag 09:48 End: 09:50

Weather / Track : Cloudy / Wet

These results are provisional until the conclusion of any judicial and technical matters.

Clerk Of Course :	Steward :	Timekeeper :

Results can be found at www.tsl-timing.com

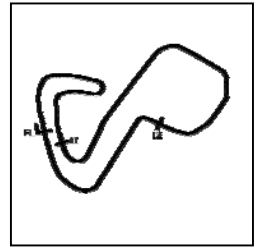
Printed - 09:50 Saturday, 03 October 2020



BMCRC - MRO Championships 2020 - Rnd 4 @ Brands Hatch GP

Team Respro MRO 600 inc Clubman 600 & L&W Contractors Rookie 600

QUALIFYING - SECTOR ANALYSIS



SECTOR 1 = FL to I1, SECTOR 2 = I1 to I2, SECTOR 3 = I2 to FL, DIFF = Difference To Personal Best Lap, P = Crossed Finish Line in Pit Lane, D = Time Disallowed

P1 188		Dawid KRAWIECKI		Yamaha R6 - Code Blue LTD & D A East Electrical			
IDEAL LAP TIME : 1:46.249		BEST LAP TIME : 1:47.052		DIFFERENCE : 0.803			
LAP	SECTOR 1	SECTOR 2	SECTOR 3	LAP TIME	MPH	DIFF	TIME OF DAY
1 -	35.942	49.872	25.660	1:51.474	78.58	4.422	09:40:00.205
2 -	34.613	49.342	25.230	1:49.185	80.22	2.133	09:41:49.390
3 -	33.724	47.623	25.828	1:47.175 (2)	81.73	0.123	09:43:36.565
4 -	34.184	48.578	25.225	1:47.987 (3)	81.11	0.935	09:45:24.552
5 -	34.215	47.935	24.902	1:47.052 (1)	81.82		09:47:11.604
6 -	34.059	48.574	25.723	1:48.356	80.84	1.304	09:48:59.960

P2 41		Louis VALLELEY		Yamaha R6 - Team V			
IDEAL LAP TIME : 1:47.300		BEST LAP TIME : 1:47.300		DIFFERENCE : 0.000			
LAP	SECTOR 1	SECTOR 2	SECTOR 3	LAP TIME	MPH	DIFF	TIME OF DAY
1 -	37.152	51.339	26.298	1:54.789	76.31	7.489	09:40:14.839
2 -	36.560	49.607	26.185	1:52.352	77.96	5.052	09:42:07.191
3 -	36.292	48.406	25.872	1:50.570	79.22	3.270	09:43:57.761
4 -	35.547	47.711	25.663	1:48.921 (2)	80.42	1.621	09:45:46.682
5 -	35.383	48.620	25.920	1:49.923 (3)	79.69	2.623	09:47:36.605
6 -	34.858	47.166	25.276	1:47.300 (1)	81.63		09:49:23.905

P3 14		Chris BURRAGE		Yamaha R6 - Seton tuning, RD racing, Elgar brothers, ruthless r			
IDEAL LAP TIME : 1:47.233		BEST LAP TIME : 1:47.825		DIFFERENCE : 0.592			
LAP	SECTOR 1	SECTOR 2	SECTOR 3	LAP TIME	MPH	DIFF	TIME OF DAY
1 -	36.105	49.877	25.560	1:51.542 (3)	78.53	3.717	09:39:57.060
2 -	34.265	49.064	25.205	1:48.534 (2)	80.71	0.709	09:41:45.594
3 -	34.045	47.983	25.797	1:47.825 (1)	81.24		09:43:33.419
4 -	36.673	51.126	IN PIT	2:18.196 P	63.38	30.371	09:45:51.615

P4 190		Glenn WALSH		Yamaha R6 - Walters Medical			
IDEAL LAP TIME : 1:47.971		BEST LAP TIME : 1:48.183		DIFFERENCE : 0.212			
LAP	SECTOR 1	SECTOR 2	SECTOR 3	LAP TIME	MPH	DIFF	TIME OF DAY
1 -	35.028	49.271	25.017	1:49.316 (3)	80.13	1.133	09:41:16.782
2 -	34.550	49.694	25.496	1:49.740	79.82	1.557	09:43:06.522
3 -	34.582	48.529	25.204	1:48.315 (2)	80.87	0.132	09:44:54.837
4 -	34.425	48.662	25.096	1:48.183 (1)	80.97		09:46:43.020

P5 46		Harry ROWLINGS		Triumph 675R - BER/ Steve Jordan Motorcycles			
IDEAL LAP TIME : 1:49.218		BEST LAP TIME : 1:49.218		DIFFERENCE : 0.000			
LAP	SECTOR 1	SECTOR 2	SECTOR 3	LAP TIME	MPH	DIFF	TIME OF DAY
1 -	37.774	51.492	25.948	1:55.214	76.03	5.996	09:39:58.403
2 -	36.091	50.758	25.958	1:52.807 (2)	77.65	3.589	09:41:51.210
3 -	35.500	48.772	24.946	1:49.218 (1)	80.20		09:43:40.428
4 -	37.158	50.192	25.557	1:52.907 (3)	77.58	3.689	09:45:33.335

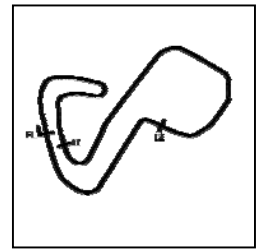
P6 12 C		Cedric BLOCH		Kawazaki ZX6R - Brigit's Group & SDC Performance			
IDEAL LAP TIME :		BEST LAP TIME : 1:49.499		DIFFERENCE :			
LAP	SECTOR 1	SECTOR 2	SECTOR 3	LAP TIME	MPH	DIFF	TIME OF DAY
1 -				1:54.185	76.71	4.686	09:39:59.183
2 -				1:52.713 (3)	77.71	3.214	09:41:51.896
3 -				1:49.499 (1)	79.99		09:43:41.395
4 -				1:51.531 (2)	78.54	2.032	09:45:32.926
5 -				1:48.969 D	80.38		09:47:21.895

Weather / Track : Cloudy / Wet

BMCRC - MRO Championships 2020 - Rnd 4 @ Brands Hatch GP

Team Respro MRO 600 inc Clubman 600 & L&W Contractors Rookie 600

QUALIFYING - SECTOR ANALYSIS



SECTOR 1 = FL to I1, SECTOR 2 = I1 to I2, SECTOR 3 = I2 to FL, DIFF = Difference To Personal Best Lap, P = Crossed Finish Line in Pit Lane, D = Time Disallowed

P7 132 R600 Mitchell GILBERT		Suzuki GSXR 600 -					
IDEAL LAP TIME : 1:48.733		BEST LAP TIME : 1:51.242		DIFFERENCE : 2.509			
LAP	SECTOR 1	SECTOR 2	SECTOR 3	LAP TIME	MPH	DIFF	TIME OF DAY
1 -	37.375	54.254	28.328	1:59.957	73.02	8.715	09:40:26.617
2 -	36.635	51.429	27.349	1:55.413	75.89	4.171	09:42:22.030
3 -	35.580	50.017	25.645	1:51.242 (1)	78.74		09:44:13.272
4 -	38.348	47.806	25.347	1:51.501 (2)	78.56	0.259	09:46:04.773
5 -	37.076	49.527	25.674	1:52.277 (3)	78.01	1.035	09:47:57.050
6 -	37.027	49.796	26.490	1:53.313	77.30	2.071	09:49:50.363

P8 99 Jamie Le MASURIER		Triumph Daytona 675R - Pipework Solutions Ltd					
IDEAL LAP TIME : 1:51.813		BEST LAP TIME : 1:51.813		DIFFERENCE : 0.000			
LAP	SECTOR 1	SECTOR 2	SECTOR 3	LAP TIME	MPH	DIFF	TIME OF DAY
1 -	OUTLAP		IN PIT	4:54.843 P	29.71	3:03.030	09:44:43.427
2 -	OUTLAP	53.131	27.763	2:08.219	68.31	16.406	09:46:51.646
3 -	35.742	49.979	26.092	1:51.813 (1)	78.34		09:48:43.459

P9 13 Doug EDMONDSON		Triumph Daytona - Stan Stephens Tuning					
IDEAL LAP TIME : 1:52.433		BEST LAP TIME : 1:52.526		DIFFERENCE : 0.093			
LAP	SECTOR 1	SECTOR 2	SECTOR 3	LAP TIME	MPH	DIFF	TIME OF DAY
1 -	38.049	51.665	27.174	1:56.888	74.94	4.362	09:40:39.300
2 -	37.163	50.882	26.381	1:54.426	76.55	1.900	09:42:33.726
3 -	37.556	51.439	26.218	1:55.213	76.03	2.687	09:44:28.939
4 -	36.635	51.273	26.173	1:54.081 (3)	76.78	1.555	09:46:23.020
5 -	36.229	50.339	25.958	1:52.526 (1)	77.84		09:48:15.546
6 -	36.136	50.377	26.345	1:52.858 (2)	77.61	0.332	09:50:08.404

P10 888 Hayden WOOD		Yamaha R6 -					
IDEAL LAP TIME : 1:53.628		BEST LAP TIME : 1:53.874		DIFFERENCE : 0.246			
LAP	SECTOR 1	SECTOR 2	SECTOR 3	LAP TIME	MPH	DIFF	TIME OF DAY
1 -	38.484	54.215	27.942	2:00.641	72.61	6.767	09:40:13.746
2 -	37.506	52.229	27.238	1:56.973	74.88	3.099	09:42:10.719
3 -	36.826	52.170	26.908	1:55.904	75.57	2.030	09:44:06.623
4 -	36.688	51.321	26.698	1:54.707 (3)	76.36	0.833	09:46:01.330
5 -	36.396	50.942	26.770	1:54.108 (2)	76.76	0.234	09:47:55.438
6 -	36.642	50.808	26.424	1:53.874 (1)	76.92		09:49:49.312

P11 3 Joey LAMBDEN		Kawasaki ZX600 RBF -					
IDEAL LAP TIME : 1:54.012		BEST LAP TIME : 1:54.012		DIFFERENCE : 0.000			
LAP	SECTOR 1	SECTOR 2	SECTOR 3	LAP TIME	MPH	DIFF	TIME OF DAY
1 -	41.498	57.083	28.703	2:07.284	68.82	13.272	09:41:22.510
2 -	38.388	54.107	27.365	1:59.860 (3)	73.08	5.848	09:43:22.370
3 -	41.374	53.051	27.807	2:02.232	71.66	8.220	09:45:24.602
4 -	37.062	51.970	27.245	1:56.277 (2)	75.33	2.265	09:47:20.879
5 -	36.516	51.232	26.264	1:54.012 (1)	76.83		09:49:14.891

P12 56 Michael MILLS		Yamaha R6 - A51 Racing, The Wokingham Bar Company					
IDEAL LAP TIME : 1:53.591		BEST LAP TIME : 1:54.306		DIFFERENCE : 0.715			
LAP	SECTOR 1	SECTOR 2	SECTOR 3	LAP TIME	MPH	DIFF	TIME OF DAY
1 -	38.047	54.577	26.999	1:59.623	73.22	5.317	09:40:12.218
2 -	37.175	51.810	26.382	1:55.367	75.93	1.061	09:42:07.585
3 -	36.645	51.401	26.260	1:54.306 (1)	76.63		09:44:01.891
4 -	37.963	51.071	25.875	1:54.909 (3)	76.23	0.603	09:45:56.800
5 -	38.579	52.354	27.801	1:58.734	73.77	4.428	09:47:55.534
6 -	36.733	51.398	26.313	1:54.444 (2)	76.54	0.138	09:49:49.978

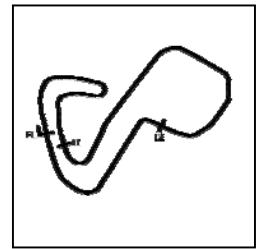
Weather / Track : Cloudy / Wet

Brands Hatch GP
Circuit Length = 2.4332 miles
Start: 09:36 Flag 09:48 End: 09:50

BMCRC - MRO Championships 2020 - Rnd 4 @ Brands Hatch GP

Team Respro MRO 600 inc Clubman 600 & L&W Contractors Rookie 600

QUALIFYING - SECTOR ANALYSIS



SECTOR 1 = FL to I1, SECTOR 2 = I1 to I2, SECTOR 3 = I2 to FL, DIFF = Difference To Personal Best Lap, P = Crossed Finish Line in Pit Lane, D = Time Disallowed

P13 818 C		Alex BARKER		Yamaha R6 - SS5 Construction LTD			
IDEAL LAP TIME : 1:54.119		BEST LAP TIME : 1:54.359		DIFFERENCE : 0.240			
LAP	SECTOR 1	SECTOR 2	SECTOR 3	LAP TIME	MPH	DIFF	TIME OF DAY
1 -	38.537	55.302	27.839	2:01.678	71.99	7.319	09:40:13.975
2 -	38.148	52.205	26.922	1:57.275	74.69	2.916	09:42:11.250
3 -	36.360	51.560	26.439	1:54.359 (1)	76.59		09:44:05.609
4 -	36.368	52.473	26.526	1:55.367 (3)	75.93	1.008	09:46:00.976
5 -	36.236	52.707	26.795	1:55.738	75.68	1.379	09:47:56.714
6 -	36.120	51.926	26.896	1:54.942 (2)	76.21	0.583	09:49:51.656

P14 59 C		Caiden WILKINSON		Yamaha R6 - RB Electrics			
IDEAL LAP TIME : 1:54.680		BEST LAP TIME : 1:54.979		DIFFERENCE : 0.299			
LAP	SECTOR 1	SECTOR 2	SECTOR 3	LAP TIME	MPH	DIFF	TIME OF DAY
1 -	38.785	54.405	26.912	2:00.102	72.93	5.123	09:40:15.742
2 -	37.325	53.244	26.571	1:57.140	74.78	2.161	09:42:12.882
3 -	37.066	51.597	26.316	1:54.979 (1)	76.18		09:44:07.861
4 -	38.120	51.907	26.398	1:56.425	75.24	1.446	09:46:04.286
5 -	37.324	52.248	26.687	1:56.259 (3)	75.34	1.280	09:48:00.545
6 -	37.385	51.298	27.318	1:56.001 (2)	75.51	1.022	09:49:56.546

P15 36		Harry FOWLE		Triumph 675R - BER/ Steve Jordan Motorcycles			
IDEAL LAP TIME : 1:55.297		BEST LAP TIME : 1:55.516		DIFFERENCE : 0.219			
LAP	SECTOR 1	SECTOR 2	SECTOR 3	LAP TIME	MPH	DIFF	TIME OF DAY
1 -	38.370	54.131	27.518	2:00.019	72.98	4.503	09:40:08.960
2 -	38.017	52.427	27.132	1:57.576	74.50	2.060	09:42:06.536
3 -	37.566	51.154	26.796	1:55.516 (1)	75.83		09:44:02.052
4 -	38.588	51.984	26.738	1:57.310 (2)	74.67	1.794	09:45:59.362
5 -	37.405	52.727	27.397	1:57.529 (3)	74.53	2.013	09:47:56.891
6 -	37.538	53.791	28.730	2:00.059	72.96	4.543	09:49:56.950

P16 404 C		Tommy HEMPHILL		Yamaha R6 -			
IDEAL LAP TIME : 1:55.131		BEST LAP TIME : 1:55.559		DIFFERENCE : 0.428			
LAP	SECTOR 1	SECTOR 2	SECTOR 3	LAP TIME	MPH	DIFF	TIME OF DAY
1 -	39.140	55.343	26.410	2:00.893	72.45	5.334	09:40:51.031
2 -	36.303	52.418	26.838	1:55.559 (1)	75.80		09:42:46.590
3 -	37.481	52.649	26.499	1:56.629 (2)	75.10	1.070	09:44:43.219
4 -	37.856	52.672	26.990	1:57.518 (3)	74.54	1.959	09:46:40.737
5 -	37.817	53.160	26.908	1:57.885	74.30	2.326	09:48:38.622

P17 112		James NAGY		Kawasaki ZX600R - Steelmate			
IDEAL LAP TIME : 1:55.599		BEST LAP TIME : 1:55.850		DIFFERENCE : 0.251			
LAP	SECTOR 1	SECTOR 2	SECTOR 3	LAP TIME	MPH	DIFF	TIME OF DAY
1 -	41.226	54.520	27.364	2:03.110 (3)	71.15	7.260	09:40:51.105
2 -	38.369	52.244	26.961	1:57.574 (2)	74.50	1.724	09:42:48.679
3 -	37.817	50.821	27.212	1:55.850 (1)	75.61		09:44:44.529

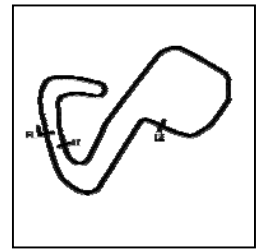
P18 220 R600		Marc BATSON		Yamaha R6 - batsonelectrical contractors ltd			
IDEAL LAP TIME : 1:56.186		BEST LAP TIME : 1:56.327		DIFFERENCE : 0.141			
LAP	SECTOR 1	SECTOR 2	SECTOR 3	LAP TIME	MPH	DIFF	TIME OF DAY
1 -	38.985	55.214	27.047	2:01.246	72.24	4.919	09:40:31.745
2 -	37.765	55.799	27.340	2:00.904	72.45	4.577	09:42:32.649
3 -	37.893	53.689	26.668	1:58.250	74.07	1.923	09:44:30.899
4 -	37.505	53.032	26.385	1:56.922 (2)	74.92	0.595	09:46:27.821
5 -	37.211	52.590	26.526	1:56.327 (1)	75.30		09:48:24.148
6 -	37.655	53.537	26.498	1:57.690 (3)	74.43	1.363	09:50:21.838

Weather / Track : Cloudy / Wet

BMCRC - MRO Championships 2020 - Rnd 4 @ Brands Hatch GP

Team Respro MRO 600 inc Clubman 600 & L&W Contractors Rookie 600

QUALIFYING - SECTOR ANALYSIS



SECTOR 1 = FL to I1, SECTOR 2 = I1 to I2, SECTOR 3 = I2 to FL, DIFF = Difference To Personal Best Lap, P = Crossed Finish Line in Pit Lane, D = Time Disallowed

P19 134		Donald GILBERT		Kawasaki ZX6R - S and N tyres			
IDEAL LAP TIME : 1:56.342		BEST LAP TIME : 1:56.566		DIFFERENCE : 0.224			
LAP	SECTOR 1	SECTOR 2	SECTOR 3	LAP TIME	MPH	DIFF	TIME OF DAY
1 -	39.033	55.002	27.610	2:01.645	72.01	5.079	09:40:13.169
2 -	39.429	54.444	27.786	2:01.659	72.00	5.093	09:42:14.828
3 -	38.170	55.676	26.909	2:00.755	72.54	4.189	09:44:15.583
4 -	37.971	53.485	26.965	1:58.421 (3)	73.97	1.855	09:46:14.004
5 -	37.179	53.282	26.903	1:57.364 (2)	74.63	0.798	09:48:11.368
6 -	37.403	52.792	26.371	1:56.566 (1)	75.14		09:50:07.934

P20 696 R600		Jason MARIETTE		Yamaha YZF-R6 -			
IDEAL LAP TIME : 1:56.332		BEST LAP TIME : 1:56.746		DIFFERENCE : 0.414			
LAP	SECTOR 1	SECTOR 2	SECTOR 3	LAP TIME	MPH	DIFF	TIME OF DAY
1 -	39.741	53.671	27.988	2:01.400	72.15	4.654	09:41:00.969
2 -	40.248	54.019	27.474	2:01.741	71.95	4.995	09:43:02.710
3 -	38.648	51.405	26.693	1:56.746 (1)	75.03		09:44:59.456
4 -	38.266	52.079	27.776	1:58.121 (3)	74.15	1.375	09:46:57.577
5 -	38.716	51.550	26.661	1:56.927 (2)	74.91	0.181	09:48:54.504

P21 19		Michael REGAN		Honda CBR600RR - West country windings			
IDEAL LAP TIME :		BEST LAP TIME : 1:58.562		DIFFERENCE :			
LAP	SECTOR 1	SECTOR 2	SECTOR 3	LAP TIME	MPH	DIFF	TIME OF DAY
1 -				2:08.063	68.40	9.501	09:41:23.118
2 -				2:02.046 (3)	71.77	3.484	09:43:25.164
3 -				2:04.848	70.16	6.286	09:45:30.012
4 -				1:58.936 (2)	73.65	0.374	09:47:28.948
5 -				1:58.562 (1)	73.88		09:49:27.510

P22 100 C		Craig HOWTON		Kawasaki ZX6R - ME			
IDEAL LAP TIME : 1:58.308		BEST LAP TIME : 1:58.723		DIFFERENCE : 0.415			
LAP	SECTOR 1	SECTOR 2	SECTOR 3	LAP TIME	MPH	DIFF	TIME OF DAY
1 -	40.441	54.965	27.646	2:03.052	71.18	4.329	09:40:19.493
2 -	39.993	55.050	27.554	2:02.597	71.45	3.874	09:42:22.090
3 -	39.070	54.254	27.968	2:01.292	72.22	2.569	09:44:23.382
4 -	39.457	53.436	27.567	2:00.460 (3)	72.71	1.737	09:46:23.842
5 -	38.691	53.023	27.009	1:58.723 (1)	73.78		09:48:22.565
6 -	38.745	52.608	27.440	1:58.793 (2)	73.74	0.070	09:50:21.358

P23 78 R600		Scott FORBES-COWDRY		Yamaha R6 13S -			
IDEAL LAP TIME :		BEST LAP TIME : 1:58.831		DIFFERENCE :			
LAP	SECTOR 1	SECTOR 2	SECTOR 3	LAP TIME	MPH	DIFF	TIME OF DAY
1 -				2:05.341	69.88	6.510	09:40:44.534
2 -				2:02.196 (3)	71.68	3.365	09:42:46.730
3 -				2:03.254	71.07	4.423	09:44:49.984
4 -				2:01.455 (2)	72.12	2.624	09:46:51.439
5 -				1:58.831 (1)	73.71		09:48:50.270

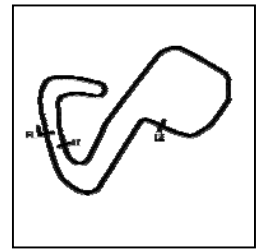
P24 717 R600		Timothy WALSH		Triumph 675 - T P WALSH PHE			
IDEAL LAP TIME : 1:58.969		BEST LAP TIME : 1:58.969		DIFFERENCE : 0.000			
LAP	SECTOR 1	SECTOR 2	SECTOR 3	LAP TIME	MPH	DIFF	TIME OF DAY
1 -	OUTLAP	56.143	29.371	2:09.016	67.89	10.047	09:41:55.958
2 -	39.116	56.760	28.994	2:04.870	70.15	5.901	09:44:00.828
3 -	39.159	55.894	28.479	2:03.532 (3)	70.91	4.563	09:46:04.360
4 -	38.792	55.087	27.926	2:01.805 (2)	71.91	2.836	09:48:06.165
5 -	37.145	54.034	27.790	1:58.969 (1)	73.63		09:50:05.134

Weather / Track : Cloudy / Wet

BMCRC - MRO Championships 2020 - Rnd 4 @ Brands Hatch GP

Team Respro MRO 600 inc Clubman 600 & L&W Contractors Rookie 600

QUALIFYING - SECTOR ANALYSIS



SECTOR 1 = FL to I1, SECTOR 2 = I1 to I2, SECTOR 3 = I2 to FL, DIFF = Difference To Personal Best Lap, P = Crossed Finish Line in Pit Lane, D = Time Disallowed

P25 72 R600 James HEMPHILL		Yamaha R6 5EB -					
IDEAL LAP TIME : 2:00.289		BEST LAP TIME : 2:01.598		DIFFERENCE : 1.309			
LAP	SECTOR 1	SECTOR 2	SECTOR 3	LAP TIME	MPH	DIFF	TIME OF DAY
1 -	40.054	56.704	28.737	2:05.495 (2)	69.80	3.897	09:41:00.472
2 -	40.386	53.894	27.318	2:01.598 (1)	72.03		09:43:02.070

P26 7 C Thomas BENSTED		Triumph 675R - Significant Debt Racing					
IDEAL LAP TIME : 2:01.872		BEST LAP TIME : 2:01.917		DIFFERENCE : 0.045			
LAP	SECTOR 1	SECTOR 2	SECTOR 3	LAP TIME	MPH	DIFF	TIME OF DAY
1 -	41.284	56.995	28.865	2:07.144	68.89	5.227	09:40:26.955
2 -	40.669	56.490	28.214	2:05.373	69.87	3.456	09:42:32.328
3 -	39.434	55.923	29.458	2:04.815 (3)	70.18	2.898	09:44:37.143
4 -	38.971	54.687	28.259	2:01.917 (1)	71.85		09:46:39.060
5 -	39.336	54.770	28.818	2:02.924 (2)	71.26	1.007	09:48:41.984

P27 636 R600 Matthew MILLS		Kawasaki ZX6R -					
IDEAL LAP TIME : 2:03.186		BEST LAP TIME : 2:03.186		DIFFERENCE : 0.000			
LAP	SECTOR 1	SECTOR 2	SECTOR 3	LAP TIME	MPH	DIFF	TIME OF DAY
1 -	43.899	1:00.752	30.483	2:15.134	64.82	11.948	09:41:02.385
2 -	41.185	57.617	29.154	2:07.956 (3)	68.45	4.770	09:43:10.341
3 -	43.098	57.400	29.255	2:09.753	67.51	6.567	09:45:20.094
4 -	40.133	56.203	29.076	2:05.412 (2)	69.84	2.226	09:47:25.506
5 -	39.414	55.490	28.282	2:03.186 (1)	71.11		09:49:28.692

P28 83 Harris BEECH		Yamaha R6 - Batham Racing					
IDEAL LAP TIME : 2:03.569		BEST LAP TIME : 2:03.808		DIFFERENCE : 0.239			
LAP	SECTOR 1	SECTOR 2	SECTOR 3	LAP TIME	MPH	DIFF	TIME OF DAY
1 -	41.242	57.660	29.169	2:08.071	68.39	4.263	09:40:37.798
2 -	41.775	57.700	29.345	2:08.820	68.00	5.012	09:42:46.618
3 -	42.483	56.360	28.924	2:07.767 (2)	68.56	3.959	09:44:54.385
4 -	39.496	55.149	29.163	2:03.808 (1)	70.75		09:46:58.193
5 -	40.517	58.035	29.285	2:07.837 (3)	68.52	4.029	09:49:06.030

P29 4 C Tom VAUGHAN		Yamaha R6 - Go Racing Developments					
IDEAL LAP TIME : 2:02.573		BEST LAP TIME : 2:04.190		DIFFERENCE : 1.617			
LAP	SECTOR 1	SECTOR 2	SECTOR 3	LAP TIME	MPH	DIFF	TIME OF DAY
1 -	42.016	55.373	29.571	2:06.960	68.99	2.770	09:41:04.974
2 -	40.633	57.522	29.360	2:07.515	68.69	3.325	09:43:12.489
3 -	40.250	55.966	28.357	2:04.573 (2)	70.31	0.383	09:45:17.062
4 -	40.106	54.920	29.164	2:04.190 (1)	70.53		09:47:21.252
5 -	39.296	56.447	28.852	2:04.595 (3)	70.30	0.405	09:49:25.847

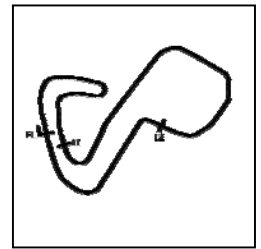
P30 21 Carl MITCHELL		Yamaha R6 - Beaute Agri AJL Garden Services					
IDEAL LAP TIME : 2:03.610		BEST LAP TIME : 2:04.210		DIFFERENCE : 0.600			
LAP	SECTOR 1	SECTOR 2	SECTOR 3	LAP TIME	MPH	DIFF	TIME OF DAY
1 -	45.159	58.972	31.035	2:15.166	64.80	10.956	09:41:29.533
2 -	40.938	56.716	31.278	2:08.932	67.94	4.722	09:43:38.465
3 -	41.299	56.561	31.012	2:08.872 (3)	67.97	4.662	09:45:47.337
4 -	40.524	56.391	28.912	2:05.827 (2)	69.61	1.617	09:47:53.164
5 -	40.232	54.466	29.512	2:04.210 (1)	70.52		09:49:57.374

Weather / Track : Cloudy / Wet

BMCRC - MRO Championships 2020 - Rnd 4 @ Brands Hatch GP

Team Respro MRO 600 inc Clubman 600 & L&W Contractors Rookie 600

QUALIFYING - SECTOR ANALYSIS



SECTOR 1 = FL to I1, SECTOR 2 = I1 to I2, SECTOR 3 = I2 to FL, DIFF = Difference To Personal Best Lap, P = Crossed Finish Line in Pit Lane, D = Time Disallowed

P31 49 R600 Oli CHAYTOR				Yamaha R6 - PearTree Racing			
IDEAL LAP TIME : 2:04.870		BEST LAP TIME : 2:06.527		DIFFERENCE : 1.657			
LAP	SECTOR 1	SECTOR 2	SECTOR 3	LAP TIME	MPH	DIFF	TIME OF DAY
1 -	45.766	59.328	30.546	2:15.640	64.58	9.113	09:41:30.412
2 -	41.877	56.924	29.815	2:08.616 (3)	68.10	2.089	09:43:39.028
3 -	42.468	56.643	30.620	2:09.731	67.52	3.204	09:45:48.759
4 -	43.400	55.297	29.538	2:08.235 (2)	68.31	1.708	09:47:56.994
5 -	40.869	56.954	28.704	2:06.527 (1)	69.23		09:50:03.521

P32 228 R600 Paul McFADDEN				Kawasaki ZX6 -			
IDEAL LAP TIME :		BEST LAP TIME : 2:08.583		DIFFERENCE :			
LAP	SECTOR 1	SECTOR 2	SECTOR 3	LAP TIME	MPH	DIFF	TIME OF DAY
1 -				2:17.796	63.57	9.213	09:40:59.185
2 -				2:13.531	65.60	4.948	09:43:12.716
3 -				2:12.548 (3)	66.08	3.965	09:45:25.264
4 -				2:12.416 (2)	66.15	3.833	09:47:37.680
5 -				2:08.583 (1)	68.12		09:49:46.263

P33 105 R600 Benjamin STONARD				Yamaha R6 -			
IDEAL LAP TIME : 2:08.660		BEST LAP TIME : 2:09.554		DIFFERENCE : 0.894			
LAP	SECTOR 1	SECTOR 2	SECTOR 3	LAP TIME	MPH	DIFF	TIME OF DAY
1 -	42.440	58.291	29.406	2:10.137 (3)	67.31	0.583	09:41:09.787
2 -	42.919	58.311	30.264	2:11.494	66.61	1.940	09:43:21.281
3 -	43.195	57.066	29.883	2:10.144	67.30	0.590	09:45:31.425
4 -	42.382	57.719	29.453	2:09.554 (1)	67.61		09:47:40.979
5 -	42.188	57.721	30.165	2:10.074 (2)	67.34	0.520	09:49:51.053

P34 8 C Dave SAUNDERS				Honda CBR600 -			
IDEAL LAP TIME : 2:09.982		BEST LAP TIME : 2:10.137		DIFFERENCE : 0.155			
LAP	SECTOR 1	SECTOR 2	SECTOR 3	LAP TIME	MPH	DIFF	TIME OF DAY
1 -	43.105	1:01.591	31.125	2:15.821	64.49	5.684	09:41:01.982
2 -	43.931	1:04.370	31.032	2:19.333	62.86	9.196	09:43:21.315
3 -	42.721	1:00.013	30.714	2:13.448 (3)	65.64	3.311	09:45:34.763
4 -	42.012	58.062	30.063	2:10.137 (1)	67.31		09:47:44.900
5 -	41.857	59.402	30.584	2:11.843 (2)	66.44	1.706	09:49:56.743

P35 158 R600 Ben LOGAN				Kawasaki ZX6R -			
IDEAL LAP TIME : 2:10.388		BEST LAP TIME : 2:10.388		DIFFERENCE : 0.000			
LAP	SECTOR 1	SECTOR 2	SECTOR 3	LAP TIME	MPH	DIFF	TIME OF DAY
1 -	44.007	1:01.723	31.365	2:17.095 (2)	63.89	6.707	09:40:59.379
2 -	42.371	58.653	29.364	2:10.388 (1)	67.18		09:43:09.767

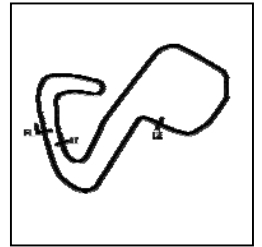
P36 186 R600 Stephen WILKINSON				Honda CBR 600 F -			
IDEAL LAP TIME : 2:11.477		BEST LAP TIME : 2:12.041		DIFFERENCE : 0.564			
LAP	SECTOR 1	SECTOR 2	SECTOR 3	LAP TIME	MPH	DIFF	TIME OF DAY
1 -	OUTLAP	1:00.484	30.874	2:21.029	62.11	8.988	09:42:27.133
2 -	43.727	58.851	29.607	2:12.185 (2)	66.26	0.144	09:44:39.318
3 -	44.309	1:00.686	30.238	2:15.233 (3)	64.77	3.192	09:46:54.551
4 -	43.466	58.404	30.171	2:12.041 (1)	66.34		09:49:06.592

Weather / Track : Cloudy / Wet

BMCRC - MRO Championships 2020 - Rnd 4 @ Brands Hatch GP

Team Respro MRO 600 inc Clubman 600 & L&W Contractors Rookie 600

QUALIFYING - SECTOR ANALYSIS



SECTOR 1 = FL to I1, SECTOR 2 = I1 to I2, SECTOR 3 = I2 to FL, DIFF = Difference To Personal Best Lap, P = Crossed Finish Line in Pit Lane, D = Time Disallowed

P37 259 R600 Neville OTTER				Kawasaki ZX6R - SB Racing			
IDEAL LAP TIME : 2:19.581		BEST LAP TIME : 2:19.581		DIFFERENCE : 0.000			
LAP	SECTOR 1	SECTOR 2	SECTOR 3	LAP TIME	MPH	DIFF	TIME OF DAY
1 -	44.157	1:03.207	32.217	2:19.581 (1)	62.75		09:40:59.293
2 -	46.167	1:04.924	33.503	2:24.594 (2)	60.58	5.013	09:43:23.887
3 -	46.822	1:04.612	33.170	2:24.604 (3)	60.57	5.023	09:45:48.491
4 -	46.779	1:28.153	35.864	2:50.796	51.28	31.215	09:48:39.287

P38 624 C Matthew FEDRICK				Yamaha R6 - Matthew Fedrick farriers ltd/ Palmer Race Skool			
IDEAL LAP TIME : 2:27.500		BEST LAP TIME : 2:27.500		DIFFERENCE : 0.000			
LAP	SECTOR 1	SECTOR 2	SECTOR 3	LAP TIME	MPH	DIFF	TIME OF DAY
1 -	50.324	1:07.381	35.600	2:33.305	57.13	5.805	09:41:56.453
2 -	49.564	1:08.051	35.528	2:33.143 (3)	57.20	5.643	09:44:29.596
3 -	49.047	1:05.212	34.932	2:29.191 (2)	58.71	1.691	09:46:58.787
4 -	48.810	1:03.875	34.815	2:27.500 (1)	59.38		09:49:26.287

BMCRC - MRO Championships 2020 - Rnd 4 @ Brands Hatch GP

Team Respro MRO 600 inc Clubman 600 & L&W Contractors Rookie 600

QUALIFYING - BEST SECTORS

SECTOR 1			SECTOR 2			SECTOR 3			IDEAL / BEST COMPARISON						
POS	NO	NAME	TIME	NO	NAME	TIME	NO	NAME	TIME	POS	NO	NAME	IDEAL	BEST	DIFF
													PERFECT LAP	1:45.792	
1	188	KRAWIECKI	33.724	41	VALLELEY	47.166	188	KRAWIECKI	24.902	1	188	KRAWIECKI	1:46.249	1:47.052	0.803
2	14	BURRAGE	34.045	188	KRAWIECKI	47.623	46	ROWLINGS	24.946	2	14	BURRAGE	1:47.233	1:47.825	0.592
3	190	WALSH	34.425	132	GILBERT	47.806	190	WALSH	25.017	3	41	VALLELEY	1:47.300	1:47.300	0.000
4	41	VALLELEY	34.858	14	BURRAGE	47.983	14	BURRAGE	25.205	4	190	WALSH	1:47.971	1:48.183	0.212
5	46	ROWLINGS	35.500	190	WALSH	48.529	41	VALLELEY	25.276	5	132	GILBERT	1:48.733	1:51.242	2.509
6	132	GILBERT	35.580	46	ROWLINGS	48.772	132	GILBERT	25.347	6	46	ROWLINGS	1:49.218	1:49.218	0.000
7	99	MASURIER	35.742	99	MASURIER	49.979	56	MILLS	25.875	7	99	MASURIER	1:51.813	1:51.813	0.000
8	818	BARKER	36.120	13	EDMONDSON	50.339	13	EDMONDSON	25.958	8	13	EDMONDSON	1:52.433	1:52.526	0.093
9	13	EDMONDSON	36.136	888	WOOD	50.808	99	MASURIER	26.092	9	56	MILLS	1:53.591	1:54.306	0.715
10	404	HEMPHILL	36.303	112	NAGY	50.821	3	LAMBDEN	26.264	10	888	WOOD	1:53.628	1:53.874	0.246
11	888	WOOD	36.396	56	MILLS	51.071	59	WILKINSON	26.316	11	3	LAMBDEN	1:54.012	1:54.012	0.000
12	3	LAMBDEN	36.516	36	FOWLE	51.154	134	GILBERT	26.371	12	818	BARKER	1:54.119	1:54.359	0.240
13	56	MILLS	36.645	3	LAMBDEN	51.232	220	BATSON	26.385	13	59	WILKINSON	1:54.680	1:54.979	0.299
14	59	WILKINSON	37.066	59	WILKINSON	51.298	404	HEMPHILL	26.410	14	404	HEMPHILL	1:55.131	1:55.559	0.428
15	717	WALSH	37.145	696	MARIETTE	51.405	888	WOOD	26.424	15	36	FOWLE	1:55.297	1:55.516	0.219
16	134	GILBERT	37.179	818	BARKER	51.560	818	BARKER	26.439	16	112	NAGY	1:55.599	1:55.850	0.251
17	220	BATSON	37.211	404	HEMPHILL	52.418	696	MARIETTE	26.661	17	220	BATSON	1:56.186	1:56.327	0.141
18	36	FOWLE	37.405	220	BATSON	52.590	36	FOWLE	26.738	18	696	MARIETTE	1:56.332	1:56.746	0.414
19	112	NAGY	37.817	100	HOWTON	52.608	112	NAGY	26.961	19	134	GILBERT	1:56.342	1:56.566	0.224
20	696	MARIETTE	38.266	134	GILBERT	52.792	100	HOWTON	27.009	20	100	HOWTON	1:58.308	1:58.723	0.415
21	100	HOWTON	38.691	72	HEMPHILL	53.894	72	HEMPHILL	27.318	21	717	WALSH	1:58.969	1:58.969	0.000
22	7	BENSTED	38.971	717	WALSH	54.034	717	WALSH	27.790	22	72	HEMPHILL	2:00.289	2:01.598	1.309
23	72	HEMPHILL	39.077	21	MITCHELL	54.466	7	BENSTED	28.214	23	7	BENSTED	2:01.872	2:01.917	0.045
24	4	VAUGHAN	39.296	7	BENSTED	54.687	636	MILLS	28.282	24	4	VAUGHAN	2:02.573	2:04.190	1.617
25	636	MILLS	39.414	4	VAUGHAN	54.920	4	VAUGHAN	28.357	25	636	MILLS	2:03.186	2:03.186	0.000
26	83	BEECH	39.496	83	BEECH	55.149	49	CHAYTOR	28.704	26	83	BEECH	2:03.569	2:03.808	0.239
27	21	MITCHELL	40.232	49	CHAYTOR	55.297	21	MITCHELL	28.912	27	21	MITCHELL	2:03.610	2:04.210	0.600
28	49	CHAYTOR	40.869	636	MILLS	55.490	83	BEECH	28.924	28	49	CHAYTOR	2:04.870	2:06.527	1.657
29	8	SAUNDERS	41.857	105	STONARD	57.066	158	LOGAN	29.364	29	105	STONARD	2:08.660	2:09.554	0.894
30	105	STONARD	42.188	8	SAUNDERS	58.062	105	STONARD	29.406	30	8	SAUNDERS	2:09.982	2:10.137	0.155
31	158	LOGAN	42.371	186	WILKINSON	58.404	186	WILKINSON	29.607	31	158	LOGAN	2:10.388	2:10.388	0.000
32	186	WILKINSON	43.466	158	LOGAN	58.653	8	SAUNDERS	30.063	32	186	WILKINSON	2:11.477	2:12.041	0.564
33	259	OTTER	44.157	259	OTTER	1:03.207	259	OTTER	32.217	33	259	OTTER	2:19.581	2:19.581	0.000
34	624	FEDRICK	48.810	624	FEDRICK	1:03.875	624	FEDRICK	34.815	34	624	FEDRICK	2:27.500	2:27.500	0.000
35										35	19	REGAN		1:58.562	
36										36	78	FORBES-COWDRY		1:58.831	
37										37	12	BLOCH		1:49.499	
38										38	228	McFADDEN		2:08.583	

Weather / Track : Cloudy / Wet

Results can be found at www.tsl-timing.com

Brands Hatch GP

Circuit Length = 2.4332 miles

Start: 09:36 Flag 09:48 End: 09:50

Printed - 09:51 Saturday, 03 October 2020

BMCRC - MRO Championships 2020 - Rnd 4 @ Brands Hatch GP

Team Respro MRO 600 inc Clubman 600 & L&W Contractors Rookie 600

QUALIFYING - STATISTICS

Competitors Started 38
Planned Start 2020-10-03 @ 09:34:00.000
Actual Start 2020-10-03 @ 09:36:42.103
Finish Time 2020-10-03 @ 09:48:36.736
Track Length 2.4332mi.
Total Laps 186
Total Distance Covered 452.5918mi.

Session Fastest Lap History

NO	CL	NAME	LAP TIME	TIME OF DAY	LAP	VEHICLE
14		Chris BURRAGE	1:51.542	09:39:57.074	1	Yamaha R6
188		Dawid KRAWIECKI	1:51.474	09:40:00.228	1	Yamaha R6
190		Glenn WALSH	1:49.316	09:41:16.811	1	Yamaha R6
14		Chris BURRAGE	1:48.534	09:41:45.608	2	Yamaha R6
14		Chris BURRAGE	1:47.825	09:43:33.433	3	Yamaha R6
188		Dawid KRAWIECKI	1:47.175	09:43:36.589	3	Yamaha R6
188		Dawid KRAWIECKI	1:47.052	09:47:11.628	5	Yamaha R6

Flag History

TYPE	TIME OF DAY
GREEN	09:36:42.103
FINISH	09:48:36.736

Flag Statistics

TYPE	COUNT	TOTAL LAPS	TOTAL TIME
Green	1	6	13:58.464
Red	0	0	0.000
Safety Car	0	0	0.000
FCY	0	0	0.000

BMCRC - MRO Championships 2020 - Rnd 4 @ Brands Hatch GP

Team Respro MRO 600 inc Clubman 600 & L&W Contractors Rookie 600

QUALIFYING - STATISTICS

CLASS :

16 Starters

Fastest Lap History

NO	NAME	LAP TIME	TIME OF DAY	LAP	VEHICLE
14	Chris BURRAGE	1:51.542	09:39:57.074	1	Yamaha R6
188	Dawid KRAWIECKI	1:51.474	09:40:00.228	1	Yamaha R6
190	Glenn WALSH	1:49.316	09:41:16.811	1	Yamaha R6
14	Chris BURRAGE	1:48.534	09:41:45.608	2	Yamaha R6
14	Chris BURRAGE	1:47.825	09:43:33.433	3	Yamaha R6
188	Dawid KRAWIECKI	1:47.175	09:43:36.589	3	Yamaha R6
188	Dawid KRAWIECKI	1:47.052	09:47:11.628	5	Yamaha R6

Weather / Track : Cloudy / Wet

Results can be found at www.tsl-timing.com

Page 2 of 4

Brands Hatch GP
Circuit Length = 2.4332 miles
Start: 09:36 Flag 09:48 End: 09:50
Printed - 09:52 Saturday, 03 October 2020

BMCRC - MRO Championships 2020 - Rnd 4 @ Brands Hatch GP

Team Respro MRO 600 inc Clubman 600 & L&W Contractors Rookie 600

QUALIFYING - STATISTICS

CLASS : C

9 Starters

Fastest Lap History

NO	NAME	LAP TIME	TIME OF DAY	LAP	VEHICLE
12	Cedric BLOCH	1:54.185	09:39:59.183	1	Kawazaki ZX6R
12	Cedric BLOCH	1:52.713	09:41:51.896	2	Kawazaki ZX6R
12	Cedric BLOCH	1:49.499	09:43:41.395	3	Kawazaki ZX6R

Weather / Track : Cloudy / Wet

Results can be found at www.tsl-timing.com

Page 3 of 4

Brands Hatch GP
Circuit Length = 2.4332 miles
Start: 09:36 Flag 09:48 End: 09:50

Printed - 09:52 Saturday, 03 October 2020

BMCRC - MRO Championships 2020 - Rnd 4 @ Brands Hatch GP

Team Respro MRO 600 inc Clubman 600 & L&W Contractors Rookie 600

QUALIFYING - STATISTICS

CLASS : R600

13 Starters

Fastest Lap History

NO	NAME	LAP TIME	TIME OF DAY	LAP	VEHICLE
132	Mitchell GILBERT	1:59.957	09:40:26.632	1	Suzuki GSXR 600
132	Mitchell GILBERT	1:55.413	09:42:22.045	2	Suzuki GSXR 600
132	Mitchell GILBERT	1:51.242	09:44:13.287	3	Suzuki GSXR 600

Weather / Track : Cloudy / Wet

Results can be found at www.tsl-timing.com

Page 4 of 4

Brands Hatch GP
Circuit Length = 2.4332 miles
Start: 09:36 Flag 09:48 End: 09:50
Printed - 09:52 Saturday, 03 October 2020

BMCRC - MRO Championships 2020 - Rnd 4 @ Brands Hatch GP

BMCRC Thunderbike Extreme & Ultra / L&W Contractors Rookie 1000

QUALIFYING - CLASSIFICATION



POS	NO	CL	PIC NAME	ENTRY	TIME	ON	LAPS	GAP	DIFF	MPH
1	108	R1000	1 Antony HUNTER	Kawasaki ZX10 - Uncletoms motoring centre	1:50.042	6	6			79.60
2	100	R1000	2 Kenny FRETWELL	Suzuki GSXR 1000 -	1:50.967	6	6	0.925	0.925	78.94
3	275	U	1 Mark WILBY	Suzuki GSXR1000 -	1:51.058	6	6	1.016	0.091	78.87
4	78	U	2 Jamie THOMAS	Suzuki GSXR 1000 - Team RubyRacing	1:52.580	5	5	2.538	1.522	77.80
5	710	R1000	3 James CRAWSHAW	Kawasaki ZX10R -	1:52.873	5	5	2.831	0.293	77.60
6	223	E	1 Matthew MAY	Honda CBR600FY - Mays Racing	1:53.190	6	6	3.148	0.317	77.39
7	10	R1000	4 Matthew DENT	Yamaha R1 - Chiswick Honda	1:55.163	5	5	5.121	1.973	76.06
8	75	E	2 Stewart MAY	Honda CBR600F3 - Too Many Mays Racing	1:56.291	1	3	6.249	1.128	75.32
9	5	U	3 Stacey KILLWORTH	Suzuki GSXR 1000 - BK/Everns	1:56.310	5	5	6.268	0.019	75.31
10	60	U	4 Liam McCARTER	Yamaha R1 -	1:56.393	4	4	6.351	0.083	75.26
11	234	E	3 Donald GILBERT	- S and N tyres	1:56.769	5	5	6.727	0.376	75.01
12	961	E	4 Jack SIM	Yamaha R6 - Platform Lift Engineers Ltd	1:57.048	3	4	7.006	0.279	74.83
13	201	R1000	5 Scott WEST	BMW S1000RR -	1:57.049	5	5	7.007	0.001	74.83
14	619	R1000	6 Keith DOOLAN	Kawasaki ZX10R - Quinton contracts	1:57.109	5	5	7.067	0.060	74.80
15	117	E	5 Raymond STAGG	Suzuki K2 750 -	1:57.495	5	5	7.453	0.386	74.55
16	90	U	5 Edward WATSON	Suzuki GSXR 1000 - Motorsportdays.com TEA Time Rac	1:57.497	5	5	7.455	0.002	74.55
17	258	U	6 Ande FRIEND	Kawasaki ZX10R - Flying colours Motorcycle Training	1:57.743	3	3	7.701	0.246	74.39
18	93	R1000	7 Tony BOTTO	Suzuki GSXR 1000 K8 - TB Motorcycles	1:58.519	5	5	8.477	0.776	73.91
19	43	E	6 Richard WILLISHER	Yamaha R1 - Willissher Plant / WR Ltd	1:58.671	3	3	8.629	0.152	73.81
20	77	E	7 David MAY	Suzuki GSXR 750 K1 - ELP Racing	1:58.758	5	5	8.716	0.087	73.76
21	29	U	7 Cecil DINSMORE	Suzuki GSXR 1000 - KnC Motorsport	1:58.759	5	5	8.717	0.001	73.76
22	11	U	8 Josh HARVEY	Yamaha R1 - NR Racing	1:58.949	5	5	8.907	0.190	73.64
23	41	U	9 David ABRAHAM	Yamaha R1 - Cambridge Motorcycles	1:59.062	5	5	9.020	0.113	73.57
24	6	E	8 Andrew FIRTH	Yamaha YZF-R1 - LTRmotorcycles.co.uk / Palmer Race	1:59.257	3	5	9.215	0.195	73.45
25	86	R1000	8 Frederico LOPES	Yamaha R1 - FLR Procurement Ltd	1:59.355	5	6	9.313	0.098	73.39
26	1	E	9 Andrew SAUNDERS	Suzuki GSXR - SDC PERFORMANCE	1:59.516	1	1	9.474	0.161	73.29
27	123	R1000	9 James VINCE	Yamaha YZFR1 -	1:59.637	5	5	9.595	0.121	73.22
28	102	U	10 James FEARN	Suzuki GSXR1000 - Jwf tiling, palmer race skool, the fac	1:59.958	5	5	9.916	0.321	73.02
29	119	E	10 Simon HEALEY	Yamaha R1 - Popular Tyres Limited	2:00.250	5	5	10.208	0.292	72.84
30	228	E	11 Clive EMERSON	Honda CBR900 -	2:00.312	5	5	10.270	0.062	72.80
31	66	R1000	10 Jonny HILL	Honda CBR1000 RR - Michael J Lonsdale Group	2:00.726	4	5	10.684	0.414	72.55
32	182	R1000	11 Vladimir NIKOLYUKIN	BMW S1000RR -	2:02.375	1	1	12.333	1.649	71.58
33	129	E	12 Derek CRIPPS	Yamaha R1 - Kelly Cripps	2:04.012	1	1	13.970	1.637	70.63
34	24	E	13 Mark REYNOLDS	Aprilia MILLE -	2:04.285	5	5	14.243	0.273	70.48
35	35	E	14 Stephen HARVEY	Yamaha YZF R1 -	2:05.257	5	5	15.215	0.972	69.93
36	21	U	11 Danny BRENNAN	Yamaha R1 - Greenplantuk	2:06.010	1	1	15.968	0.753	69.51
37	144	E	15 Denzil DAVIES	Suzuki GSXR 750 - Advanced Mouldings Ltd	2:06.304	1	1	16.262	0.294	69.35
38	139	E	16 Rob MARLEY	Honda CBR600F3 - PearTree Racing	2:06.864	3	5	16.822	0.560	69.04
39	44	E	17 Tony PARKER	Yamaha R1 - Emerald Elevators/PriceLess Copiers	2:08.347	5	5	18.305	1.483	68.25
40	180	R1000	12 Mark OVEL	Yamaha YZFR1 -	2:08.463	5	5	18.421	0.116	68.18
41	17	U	12 Jordan KILLWORTH	Kawasaki ZX-10R -	2:10.440	1	1	20.398	1.977	67.15
42	60	R1000	13 Andrew STERLING	BMW S1000RR - Hookup-solutions	2:11.314	1	1	21.272	0.874	66.70
43	137	E	18 Ricky WOODS	Suzuki GSXR 600 - KTS Vehicle Repairs	2:14.979	1	1	24.937	3.665	64.89
44	222	R1000	14 Phil ROOKE	Honda CBR1000RR - CLEARWAY TRAFFIC SOLUTION	2:16.894	4	4	26.852	1.915	63.98
45	88	E	19 George PRINOS	Ducati 996 - KAPPA PLANNING LTD	2:19.032	1	5	28.990	2.138	63.00
46	171	E	20 Daniel GIBBS	Suzuki GSXR 750 Y - Thomas Racing	2:23.173	1	1	33.131	4.141	61.18
47	53	U	13 Patrick MILLS	MV Agusta F4 - Clague Architects			0			

Brands Hatch GP
Circuit Length = 2.4332 miles
Start: 09:54 Flag 10:06 End: 10:08

Weather / Track : Cloudy / Wet

These results are provisional until the conclusion of any judicial and technical matters.

Clerk Of Course :	Steward :	Timekeeper :
-------------------	-----------	--------------

Results can be found at www.tsl-timing.com

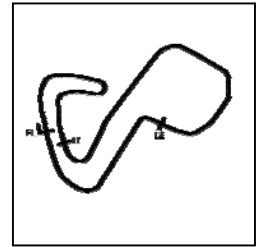
Printed - 10:09 Saturday, 03 October 2020



BMCRC - MRO Championships 2020 - Rnd 4 @ Brands Hatch GP

BMCRC Thunderbike Extreme & Ultra / L&W Contractors Rookie 1000

QUALIFYING - SECTOR ANALYSIS



SECTOR 1 = FL to I1, SECTOR 2 = I1 to I2, SECTOR 3 = I2 to FL, DIFF = Difference To Personal Best Lap, P = Crossed Finish Line in Pit Lane, D = Time Disallowed

P1 108 R1000 Antony HUNTER				Kawasaki ZX10 - Uncletoms motoring centre			
IDEAL LAP TIME : 1:49.580		BEST LAP TIME : 1:50.042		DIFFERENCE : 0.462			
LAP	SECTOR 1	SECTOR 2	SECTOR 3	LAP TIME	MPH	DIFF	TIME OF DAY
1 -	36.571	50.724	25.648	1:52.943	77.55	2.901	09:58:22.333
2 -	36.916	51.305	26.731	1:54.952	76.20	4.910	10:00:17.285
3 -	35.621	50.411	25.977	1:52.009 (3)	78.20	1.967	10:02:09.294
4 -	35.872	50.103	25.335	1:51.310 (2)	78.69	1.268	10:04:00.604
5 -	36.558	51.845	25.903	1:54.306	76.63	4.264	10:05:54.910
6 -	35.221	49.024	25.797	1:50.042 (1)	79.60		10:07:44.952

P2 100 R1000 Kenny FRETWELL				Suzuki GSXR 1000 -			
IDEAL LAP TIME : 1:50.967		BEST LAP TIME : 1:50.967		DIFFERENCE : 0.000			
LAP	SECTOR 1	SECTOR 2	SECTOR 3	LAP TIME	MPH	DIFF	TIME OF DAY
1 -	39.037	52.155	27.383	1:58.575	73.87	7.608	09:58:20.499
2 -	38.326	51.848	27.008	1:57.182	74.75	6.215	10:00:17.681
3 -	36.891	50.833	26.104	1:53.828 (2)	76.95	2.861	10:02:11.509
4 -	36.826	53.243	25.827	1:55.896	75.58	4.929	10:04:07.405
5 -	36.304	52.150	26.376	1:54.830 (3)	76.28	3.863	10:06:02.235
6 -	35.896	49.503	25.568	1:50.967 (1)	78.94		10:07:53.202

P3 275 U Mark WILBY				Suzuki GSXR1000 -			
IDEAL LAP TIME : 1:51.058		BEST LAP TIME : 1:51.058		DIFFERENCE : 0.000			
LAP	SECTOR 1	SECTOR 2	SECTOR 3	LAP TIME	MPH	DIFF	TIME OF DAY
1 -	40.291	53.101	27.079	2:00.471	72.71	9.413	09:58:17.439
2 -	38.676	53.747	27.219	1:59.642	73.21	8.584	10:00:17.081
3 -	36.802	50.915	26.222	1:53.939 (3)	76.88	2.881	10:02:11.020
4 -	36.793	51.637	26.017	1:54.447	76.54	3.389	10:04:05.467
5 -	36.371	51.188	25.526	1:53.085 (2)	77.46	2.027	10:05:58.552
6 -	36.218	49.390	25.450	1:51.058 (1)	78.87		10:07:49.610

P4 78 U Jamie THOMAS				Suzuki GSXR 1000 - Team RubyRacing			
IDEAL LAP TIME : 1:52.432		BEST LAP TIME : 1:52.580		DIFFERENCE : 0.148			
LAP	SECTOR 1	SECTOR 2	SECTOR 3	LAP TIME	MPH	DIFF	TIME OF DAY
1 -	40.947	54.291	29.619	2:04.857	70.15	12.277	09:59:23.538
2 -	38.345	55.861	29.018	2:03.224	71.08	10.644	10:01:26.762
3 -	37.015	52.862	27.071	1:56.948 (3)	74.90	4.368	10:03:23.710
4 -	37.214	51.042	26.295	1:54.551 (2)	76.47	1.971	10:05:18.261
5 -	35.377	50.760	26.443	1:52.580 (1)	77.80		10:07:10.841

P5 710 R1000 James CRAWSHAW				Kawasaki ZX10R -			
IDEAL LAP TIME : 1:52.826		BEST LAP TIME : 1:52.873		DIFFERENCE : 0.047			
LAP	SECTOR 1	SECTOR 2	SECTOR 3	LAP TIME	MPH	DIFF	TIME OF DAY
1 -	39.026	52.701	27.586	1:59.313	73.41	6.440	09:59:24.711
2 -	38.154	54.968	27.570	2:00.692	72.58	7.819	10:01:25.403
3 -	37.190	51.138	26.165	1:54.493 (3)	76.50	1.620	10:03:19.896
4 -	36.557	50.691	25.737	1:52.985 (2)	77.53	0.112	10:05:12.881
5 -	36.604	50.542	25.727	1:52.873 (1)	77.60		10:07:05.754

P6 223 E Matthew MAY				Honda CBR600FY - Mays Racing			
IDEAL LAP TIME : 1:53.190		BEST LAP TIME : 1:53.190		DIFFERENCE : 0.000			
LAP	SECTOR 1	SECTOR 2	SECTOR 3	LAP TIME	MPH	DIFF	TIME OF DAY
1 -	38.618	52.474	27.006	1:58.098	74.17	4.908	09:58:15.713
2 -	38.642	52.665	27.040	1:58.347	74.01	5.157	10:00:14.060
3 -	37.640	52.156	27.022	1:56.818 (3)	74.98	3.628	10:02:10.878
4 -	36.281	52.542	26.629	1:55.452 (2)	75.87	2.262	10:04:06.330
5 -	37.362	52.613	26.902	1:56.877	74.94	3.687	10:06:03.207
6 -	36.224	50.608	26.358	1:53.190 (1)	77.39		10:07:56.397

Weather / Track : Cloudy / Wet

Brands Hatch GP

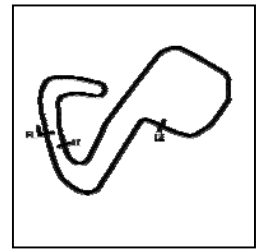
Circuit Length = 2.4332 miles

Start: 09:54 Flag 10:06 End: 10:08

BMCRC - MRO Championships 2020 - Rnd 4 @ Brands Hatch GP

BMCRC Thunderbike Extreme & Ultra / L&W Contractors Rookie 1000

QUALIFYING - SECTOR ANALYSIS



SECTOR 1 = FL to I1, SECTOR 2 = I1 to I2, SECTOR 3 = I2 to FL, DIFF = Difference To Personal Best Lap, P = Crossed Finish Line in Pit Lane, D = Time Disallowed

P7 10 R1000 Matthew DENT				Yamaha R1 - Chiswick Honda			
IDEAL LAP TIME : 1:55.163		BEST LAP TIME : 1:55.163		DIFFERENCE : 0.000			
LAP	SECTOR 1	SECTOR 2	SECTOR 3	LAP TIME	MPH	DIFF	TIME OF DAY
1 -	41.583	55.746	28.193	2:05.522	69.78	10.359	09:59:28.010
2 -	41.415	54.517	28.505	2:04.437	70.39	9.274	10:01:32.447
3 -	40.073	53.207	26.979	2:00.259 (3)	72.84	5.096	10:03:32.706
4 -	38.107	53.046	26.710	1:57.863 (2)	74.32	2.700	10:05:30.569
5 -	36.914	51.794	26.455	1:55.163 (1)	76.06		10:07:25.732

P8 75 E Stewart MAY				Honda CBR600F3 - Too Many Mays Racing			
IDEAL LAP TIME : 1:55.942		BEST LAP TIME : 1:56.291		DIFFERENCE : 0.349			
LAP	SECTOR 1	SECTOR 2	SECTOR 3	LAP TIME	MPH	DIFF	TIME OF DAY
1 -	38.687	51.145	26.459	1:56.291 (1)	75.32		09:58:13.643
2 -	38.658	53.040	28.501	2:00.199 (3)	72.87	3.908	10:00:13.842
3 -	38.338	52.044	26.837	1:57.219 (2)	74.73	0.928	10:02:11.061

P9 5 U Stacey KILLWORTH				Suzuki GSXR 1000 - BK/Everns			
IDEAL LAP TIME : 1:56.084		BEST LAP TIME : 1:56.310		DIFFERENCE : 0.226			
LAP	SECTOR 1	SECTOR 2	SECTOR 3	LAP TIME	MPH	DIFF	TIME OF DAY
1 -	37.774	55.696	28.641	2:02.111	71.73	5.801	09:59:02.965
2 -	40.937	57.186	28.990	2:07.113	68.91	10.803	10:01:10.078
3 -	39.051	54.072	27.046	2:00.169 (3)	72.89	3.859	10:03:10.247
4 -	38.579	53.177	26.711	1:58.467 (2)	73.94	2.157	10:05:08.714
5 -	36.581	52.792	26.937	1:56.310 (1)	75.31		10:07:05.024

P10 60 U Liam McCARTER				Yamaha R1 -			
IDEAL LAP TIME : 1:55.703		BEST LAP TIME : 1:56.393		DIFFERENCE : 0.690			
LAP	SECTOR 1	SECTOR 2	SECTOR 3	LAP TIME	MPH	DIFF	TIME OF DAY
1 -	39.481	56.490	28.241	2:04.212 (3)	70.52	7.819	09:59:02.436
2 -	41.899	55.812	27.969	2:05.680	69.69	9.287	10:01:08.116
3 -	37.635	52.088	27.309	1:57.032 (2)	74.84	0.639	10:03:05.148
4 -	37.386	51.739	27.268	1:56.393 (1)	75.26		10:05:01.541

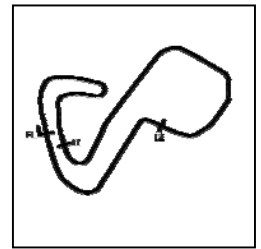
P11 234 E Donald GILBERT				- S and N tyres			
IDEAL LAP TIME : 1:56.769		BEST LAP TIME : 1:56.769		DIFFERENCE : 0.000			
LAP	SECTOR 1	SECTOR 2	SECTOR 3	LAP TIME	MPH	DIFF	TIME OF DAY
1 -	41.508	55.565	28.369	2:05.442	69.83	8.673	09:59:23.493
2 -	39.198	56.452	29.365	2:05.015	70.07	8.246	10:01:28.508
3 -	38.990	53.344	27.769	2:00.103 (3)	72.93	3.334	10:03:28.611
4 -	38.033	53.727	27.140	1:58.900 (2)	73.67	2.131	10:05:27.511
5 -	37.481	52.380	26.908	1:56.769 (1)	75.01		10:07:24.280

P12 961 E Jack SIM				Yamaha R6 - Platform Lift Engineers Ltd			
IDEAL LAP TIME : 1:56.860		BEST LAP TIME : 1:57.048		DIFFERENCE : 0.188			
LAP	SECTOR 1	SECTOR 2	SECTOR 3	LAP TIME	MPH	DIFF	TIME OF DAY
1 -	37.925	53.249	27.637	1:58.811 (2)	73.72	1.763	09:58:11.868
2 -	37.795	55.371	28.644	2:01.810	71.91	4.762	10:00:13.678
3 -	37.331	52.672	27.045	1:57.048 (1)	74.83		10:02:10.726
4 -	37.143	54.128	27.788	1:59.059 (3)	73.57	2.011	10:04:09.785

BMCRC - MRO Championships 2020 - Rnd 4 @ Brands Hatch GP

BMCRC Thunderbike Extreme & Ultra / L&W Contractors Rookie 1000

QUALIFYING - SECTOR ANALYSIS



SECTOR 1 = FL to I1, SECTOR 2 = I1 to I2, SECTOR 3 = I2 to FL, DIFF = Difference To Personal Best Lap, P = Crossed Finish Line in Pit Lane, D = Time Disallowed

P13 201 R1000 Scott WEST				BMW S1000RR -			
IDEAL LAP TIME : 1:56.285		BEST LAP TIME : 1:57.049		DIFFERENCE : 0.764			
LAP	SECTOR 1	SECTOR 2	SECTOR 3	LAP TIME	MPH	DIFF	TIME OF DAY
1 -	39.129	56.083	27.479	2:02.691	71.39	5.642	09:58:47.319
2 -	39.346	54.571	27.414	2:01.331	72.19	4.282	10:00:48.650
3 -	37.550	54.688	27.629	1:59.867 (3)	73.07	2.818	10:02:48.517
4 -	38.368	53.873	25.794	1:58.035 (2)	74.21	0.986	10:04:46.552
5 -	37.173	53.318	26.558	1:57.049 (1)	74.83		10:06:43.601

P14 619 R1000 Keith DOOLAN				Kawasaki ZX10R - Quinton contracts			
IDEAL LAP TIME : 1:56.252		BEST LAP TIME : 1:57.109		DIFFERENCE : 0.857			
LAP	SECTOR 1	SECTOR 2	SECTOR 3	LAP TIME	MPH	DIFF	TIME OF DAY
1 -	39.380	52.333	27.552	1:59.265 (3)	73.44	2.156	09:59:14.371
2 -	41.004	55.426	29.332	2:05.762	69.65	8.653	10:01:20.133
3 -	40.929	53.794	27.493	2:02.216	71.67	5.107	10:03:22.349
4 -	37.869	52.615	26.865	1:57.349 (2)	74.64	0.240	10:05:19.698
5 -	37.054	52.864	27.191	1:57.109 (1)	74.80		10:07:16.807

P15 117 E Raymond STAGG				Suzuki K2 750 -			
IDEAL LAP TIME : 1:57.232		BEST LAP TIME : 1:57.495		DIFFERENCE : 0.263			
LAP	SECTOR 1	SECTOR 2	SECTOR 3	LAP TIME	MPH	DIFF	TIME OF DAY
1 -	40.258	53.909	27.416	2:01.583	72.04	4.088	09:59:19.475
2 -	42.139	57.137	29.318	2:08.594	68.12	11.099	10:01:28.069
3 -	39.481	51.915	27.541	1:58.937 (3)	73.65	1.442	10:03:27.006
4 -	38.452	52.664	27.283	1:58.399 (2)	73.98	0.904	10:05:25.405
5 -	38.034	51.938	27.523	1:57.495 (1)	74.55		10:07:22.900

P16 90 U Edward WATSON				Suzuki GSXR 1000 - Motorsportdays.com TEA Time Racing			
IDEAL LAP TIME : 1:57.112		BEST LAP TIME : 1:57.497		DIFFERENCE : 0.385			
LAP	SECTOR 1	SECTOR 2	SECTOR 3	LAP TIME	MPH	DIFF	TIME OF DAY
1 -	41.128	56.012	28.031	2:05.171	69.98	7.674	09:59:28.903
2 -	41.213	54.621	28.646	2:04.480	70.37	6.983	10:01:33.383
3 -	39.703	52.848	27.492	2:00.043 (3)	72.97	2.546	10:03:33.426
4 -	39.147	53.531	26.919	1:59.597 (2)	73.24	2.100	10:05:33.023
5 -	38.262	51.931	27.304	1:57.497 (1)	74.55		10:07:30.520

P17 258 U Ande FRIEND				Kawasaki ZX10R - Flying colours Motorcycle Training			
IDEAL LAP TIME : 1:57.586		BEST LAP TIME : 1:57.743		DIFFERENCE : 0.157			
LAP	SECTOR 1	SECTOR 2	SECTOR 3	LAP TIME	MPH	DIFF	TIME OF DAY
1 -	38.704	53.075	27.864	1:59.643 (2)	73.21	1.900	09:59:35.307
2 -	38.228	54.400	27.330	1:59.958 (3)	73.02	2.215	10:01:35.265
3 -	38.385	52.784	26.574	1:57.743 (1)	74.39		10:03:33.008

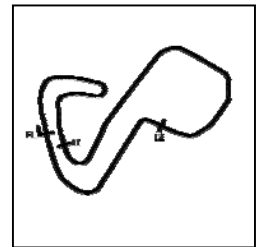
P18 93 R1000 Tony BOTTO				Suzuki GSXR 1000 K8 - TB Motorcycles			
IDEAL LAP TIME : 1:58.519		BEST LAP TIME : 1:58.519		DIFFERENCE : 0.000			
LAP	SECTOR 1	SECTOR 2	SECTOR 3	LAP TIME	MPH	DIFF	TIME OF DAY
1 -	40.452	55.483	28.560	2:04.495	70.36	5.976	09:58:37.243
2 -	41.359	54.037	27.705	2:03.101 (3)	71.15	4.582	10:00:40.344
3 -	39.258	54.323	27.555	2:01.136 (2)	72.31	2.617	10:02:41.480
4 -	39.964	55.587	27.790	2:03.341	71.02	4.822	10:04:44.821
5 -	38.523	52.645	27.351	1:58.519 (1)	73.91		10:06:43.340

Weather / Track : Cloudy / Wet

BMCRC - MRO Championships 2020 - Rnd 4 @ Brands Hatch GP

BMCRC Thunderbike Extreme & Ultra / L&W Contractors Rookie 1000

QUALIFYING - SECTOR ANALYSIS



SECTOR 1 = FL to I1, SECTOR 2 = I1 to I2, SECTOR 3 = I2 to FL, DIFF = Difference To Personal Best Lap, P = Crossed Finish Line in Pit Lane, D = Time Disallowed

P19 43 E		Richard WILLSSHER		Yamaha R1 - Willsher Plant / WR Ltd			
IDEAL LAP TIME : 1:57.775		BEST LAP TIME : 1:58.671		DIFFERENCE : 0.896			
LAP	SECTOR 1	SECTOR 2	SECTOR 3	LAP TIME	MPH	DIFF	TIME OF DAY
1 -	38.983	54.759	27.864	2:01.606 (3)	72.03	2.935	09:58:36.950
2 -	38.924	52.671	28.034	1:59.629 (2)	73.22	0.958	10:00:36.579
3 -	37.961	53.567	27.143	1:58.671 (1)	73.81		10:02:35.250

P20 77 E		David MAY		Suzuki GSXR 750 K1 - ELP Racing			
IDEAL LAP TIME : 1:58.451		BEST LAP TIME : 1:58.758		DIFFERENCE : 0.307			
LAP	SECTOR 1	SECTOR 2	SECTOR 3	LAP TIME	MPH	DIFF	TIME OF DAY
1 -	39.701	54.133	27.391	2:01.225 (2)	72.26	2.467	09:58:25.462
2 -	42.734	58.427	29.581	2:10.742	67.00	11.984	10:00:36.204
3 -	40.217	55.032	29.205	2:04.454	70.38	5.696	10:02:40.658
4 -	39.410	55.638	28.069	2:03.117 (3)	71.15	4.359	10:04:43.775
5 -	37.753	53.307	27.698	1:58.758 (1)	73.76		10:06:42.533

P21 29 U		Cecil DINSMORE		Suzuki GSXR 1000 - KnC Motorsport			
IDEAL LAP TIME : 1:58.759		BEST LAP TIME : 1:58.759		DIFFERENCE : 0.000			
LAP	SECTOR 1	SECTOR 2	SECTOR 3	LAP TIME	MPH	DIFF	TIME OF DAY
1 -	40.972	54.240	28.043	2:03.255	71.07	4.496	09:58:34.511
2 -	41.066	55.946	28.292	2:05.304	69.90	6.545	10:00:39.815
3 -	39.213	54.179	27.775	2:01.167 (2)	72.29	2.408	10:02:40.982
4 -	40.008	55.181	27.938	2:03.127 (3)	71.14	4.368	10:04:44.109
5 -	38.101	53.244	27.414	1:58.759 (1)	73.76		10:06:42.868

P22 11 U		Josh HARVEY		Yamaha R1 - NR Racing			
IDEAL LAP TIME : 1:58.578		BEST LAP TIME : 1:58.949		DIFFERENCE : 0.371			
LAP	SECTOR 1	SECTOR 2	SECTOR 3	LAP TIME	MPH	DIFF	TIME OF DAY
1 -	40.935	55.483	27.919	2:04.337	70.45	5.388	09:59:24.483
2 -	40.137	56.163	31.501	2:07.801	68.54	8.852	10:01:32.284
3 -	39.327	53.619	27.093	2:00.039 (2)	72.97	1.090	10:03:32.323
4 -	38.698	55.097	27.713	2:01.508 (3)	72.09	2.559	10:05:33.831
5 -	38.244	53.241	27.464	1:58.949 (1)	73.64		10:07:32.780

P23 41 U		David ABRAHAM		Yamaha R1 - Cambridge Motorcycles			
IDEAL LAP TIME : 1:59.062		BEST LAP TIME : 1:59.062		DIFFERENCE : 0.000			
LAP	SECTOR 1	SECTOR 2	SECTOR 3	LAP TIME	MPH	DIFF	TIME OF DAY
1 -	41.022	54.521	28.291	2:03.834	70.73	4.772	09:58:44.277
2 -	39.101	54.683	27.864	2:01.648 (2)	72.00	2.586	10:00:45.925
3 -	39.268	55.471	27.497	2:02.236	71.66	3.174	10:02:48.161
4 -	40.488	54.329	27.234	2:02.051 (3)	71.77	2.989	10:04:50.212
5 -	38.568	53.513	26.981	1:59.062 (1)	73.57		10:06:49.274

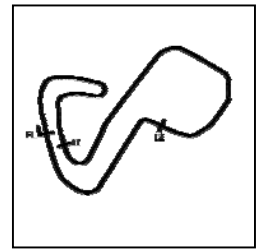
P24 6 E		Andrew FIRTH		Yamaha YZF-R1 - LTRmotorcycles.co.uk / Palmer Race Skool			
IDEAL LAP TIME : 1:58.855		BEST LAP TIME : 1:59.257		DIFFERENCE : 0.402			
LAP	SECTOR 1	SECTOR 2	SECTOR 3	LAP TIME	MPH	DIFF	TIME OF DAY
1 -	41.260	53.743	27.648	2:02.651	71.42	3.394	09:59:18.725
2 -	40.474	58.218	30.036	2:08.728	68.04	9.471	10:01:27.453
3 -	38.425	53.181	27.651	1:59.257 (1)	73.45		10:03:26.710
4 -	38.832	53.157	27.273	1:59.262 (2)	73.45	0.005	10:05:25.972
5 -	38.474	54.510	27.772	2:00.756 (3)	72.54	1.499	10:07:26.728

Weather / Track : Cloudy / Wet

BMCRC - MRO Championships 2020 - Rnd 4 @ Brands Hatch GP

BMCRC Thunderbike Extreme & Ultra / L&W Contractors Rookie 1000

QUALIFYING - SECTOR ANALYSIS



SECTOR 1 = FL to I1, SECTOR 2 = I1 to I2, SECTOR 3 = I2 to FL, DIFF = Difference To Personal Best Lap, P = Crossed Finish Line in Pit Lane, D = Time Disallowed

P25	86	R1000	Frederico LOPES	Yamaha R1 - FLR Procurement Ltd			
IDEAL LAP TIME : 1:57.869		BEST LAP TIME : 1:59.355		DIFFERENCE : 1.486			
LAP	SECTOR 1	SECTOR 2	SECTOR 3	LAP TIME	MPH	DIFF	TIME OF DAY
1 -	40.851	54.058	26.999	2:01.908	71.85	2.553	09:58:26.376
2 -	39.287	53.145	28.373	2:00.805 (2)	72.51	1.450	10:00:27.181
3 -	38.808	57.010	28.497	2:04.315	70.46	4.960	10:02:31.496
4 -	39.270	54.286	28.608	2:02.164	71.70	2.809	10:04:33.660
5 -	37.725	53.736	27.894	1:59.355 (1)	73.39		10:06:33.015
6 -	37.968	55.845	27.692	2:01.505 (3)	72.09	2.150	10:08:34.520
P26	1	E	Andrew SAUNDERS	Suzuki GSXR - SDC PERFORMANCE			
IDEAL LAP TIME : 1:59.516		BEST LAP TIME : 1:59.516		DIFFERENCE : 0.000			
LAP	SECTOR 1	SECTOR 2	SECTOR 3	LAP TIME	MPH	DIFF	TIME OF DAY
1 -	38.455	52.997	28.064	1:59.516 (1)	73.29		09:59:11.936
P27	123	R1000	James VINCER	Yamaha YZFR1 -			
IDEAL LAP TIME : 1:59.637		BEST LAP TIME : 1:59.637		DIFFERENCE : 0.000			
LAP	SECTOR 1	SECTOR 2	SECTOR 3	LAP TIME	MPH	DIFF	TIME OF DAY
1 -	39.688	57.962	28.743	2:06.393	69.30	6.756	09:58:43.525
2 -	39.604	56.343	28.480	2:04.427	70.40	4.790	10:00:47.952
3 -	39.512	55.600	28.059	2:03.171 (3)	71.11	3.534	10:02:51.123
4 -	39.816	54.360	27.705	2:01.881 (2)	71.87	2.244	10:04:53.004
5 -	38.342	54.017	27.278	1:59.637 (1)	73.22		10:06:52.641
P28	102	U	James FEARN	Suzuki GSXR1000 - Jwf tiling, palmer race skool, the factory			
IDEAL LAP TIME : 1:59.952		BEST LAP TIME : 1:59.958		DIFFERENCE : 0.006			
LAP	SECTOR 1	SECTOR 2	SECTOR 3	LAP TIME	MPH	DIFF	TIME OF DAY
1 -	40.214	54.529	27.630	2:02.373	71.58	2.415	09:58:45.628
2 -	40.115	54.488	27.844	2:02.447	71.53	2.489	10:00:48.075
3 -	39.747	53.809	27.648	2:01.204 (2)	72.27	1.246	10:02:49.279
4 -	39.846	54.371	27.184	2:01.401 (3)	72.15	1.443	10:04:50.680
5 -	39.753	53.558	26.647	1:59.958 (1)	73.02		10:06:50.638
P29	119	E	Simon HEALEY	Yamaha R1 - Popular Tyres Limited			
IDEAL LAP TIME : 2:00.132		BEST LAP TIME : 2:00.250		DIFFERENCE : 0.118			
LAP	SECTOR 1	SECTOR 2	SECTOR 3	LAP TIME	MPH	DIFF	TIME OF DAY
1 -	41.072	56.869	29.166	2:07.107	68.91	6.857	09:58:44.732
2 -	40.672	55.568	27.841	2:04.081 (3)	70.59	3.831	10:00:48.813
3 -	40.473	55.652	28.025	2:04.150	70.55	3.900	10:02:52.963
4 -	40.326	54.678	27.461	2:02.465 (2)	71.52	2.215	10:04:55.428
5 -	38.844	53.827	27.579	2:00.250 (1)	72.84		10:06:55.678
P30	228	E	Clive EMERSON	Honda CBR900 -			
IDEAL LAP TIME : 2:00.312		BEST LAP TIME : 2:00.312		DIFFERENCE : 0.000			
LAP	SECTOR 1	SECTOR 2	SECTOR 3	LAP TIME	MPH	DIFF	TIME OF DAY
1 -	40.544	56.301	28.914	2:05.759 (2)	69.65	5.447	09:58:36.697
2 -	41.703	56.234	29.313	2:07.250	68.83	6.938	10:00:43.947
3 -	40.929	55.503	29.583	2:06.015 (3)	69.51	5.703	10:02:49.962
4 -	41.191	57.071	28.852	2:07.114	68.91	6.802	10:04:57.076
5 -	38.915	53.187	28.210	2:00.312 (1)	72.80		10:06:57.388

Weather / Track : Cloudy / Wet

Results can be found at www.tsl-timing.com

Page 5 of 7

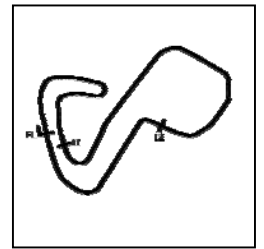
Brands Hatch GP

Circuit Length = 2.4332 miles

Start: 09:54 Flag 10:06 End: 10:08

Printed - 10:09 Saturday, 03 October 2020

BMCRC - MRO Championships 2020 - Rnd 4 @ Brands Hatch GP
BMCRC Thunderbike Extreme & Ultra / L&W Contractors Rookie 1000
QUALIFYING - SECTOR ANALYSIS



SECTOR 1 = FL to I1, SECTOR 2 = I1 to I2, SECTOR 3 = I2 to FL, DIFF = Difference To Personal Best Lap, P = Crossed Finish Line in Pit Lane, D = Time Disallowed

P31 66 R1000 Jonny HILL				Honda CBR1000 RR - Michael J Lonsdale Group			
IDEAL LAP TIME : 2:00.067		BEST LAP TIME : 2:00.726		DIFFERENCE : 0.659			
LAP	SECTOR 1	SECTOR 2	SECTOR 3	LAP TIME	MPH	DIFF	TIME OF DAY
1 -	40.859	55.747	28.375	2:04.981	70.08	4.255	09:58:55.988
2 -	44.918	58.907	29.902	2:13.727	65.50	13.001	10:01:09.715
3 -	40.370	54.303	27.290	2:01.963 (2)	71.82	1.237	10:03:11.678
4 -	39.132	54.503	27.091	2:00.726 (1)	72.55		10:05:12.404
5 -	39.787	53.844	28.716	2:02.347 (3)	71.59	1.621	10:07:14.751

P32 182 R1000 Vladimir NIKOLYUKIN				BMW S1000RR -			
IDEAL LAP TIME : 2:02.375		BEST LAP TIME : 2:02.375		DIFFERENCE : 0.000			
LAP	SECTOR 1	SECTOR 2	SECTOR 3	LAP TIME	MPH	DIFF	TIME OF DAY
1 -	38.723	55.768	27.884	2:02.375 (1)	71.58		09:59:00.864

P33 129 E Derek CRIPPS				Yamaha R1 - Kelly Cripps			
IDEAL LAP TIME : 2:04.012		BEST LAP TIME : 2:04.012		DIFFERENCE : 0.000			
LAP	SECTOR 1	SECTOR 2	SECTOR 3	LAP TIME	MPH	DIFF	TIME OF DAY
1 -	39.569	55.657	28.786	2:04.012 (1)	70.63		09:59:11.160

P34 24 E Mark REYNOLDS				Aprilia MILLE -			
IDEAL LAP TIME : 2:04.285		BEST LAP TIME : 2:04.285		DIFFERENCE : 0.000			
LAP	SECTOR 1	SECTOR 2	SECTOR 3	LAP TIME	MPH	DIFF	TIME OF DAY
1 -	43.946	59.867	29.974	2:13.787	65.47	9.502	09:58:44.557
2 -	43.991	1:02.544	31.522	2:18.057	63.45	13.772	10:01:02.614
3 -	44.923	57.926	28.524	2:11.373 (3)	66.67	7.088	10:03:13.987
4 -	41.226	56.663	28.811	2:06.700 (2)	69.13	2.415	10:05:20.687
5 -	40.190	56.036	28.059	2:04.285 (1)	70.48		10:07:24.972

P35 35 E Stephen HARVEY				Yamaha YZF R1 -			
IDEAL LAP TIME : 2:05.257		BEST LAP TIME : 2:05.257		DIFFERENCE : 0.000			
LAP	SECTOR 1	SECTOR 2	SECTOR 3	LAP TIME	MPH	DIFF	TIME OF DAY
1 -	42.012	57.420	30.360	2:09.792 (3)	67.49	4.535	09:59:46.934
2 -	44.223	58.997	30.674	2:13.894	65.42	8.637	10:02:00.828
3 -	42.652	59.651	29.942	2:12.245	66.23	6.988	10:04:13.073
4 -	43.149	57.199	29.173	2:09.521 (2)	67.63	4.264	10:06:22.594
5 -	40.872	55.456	28.929	2:05.257 (1)	69.93		10:08:27.851

P36 21 U Danny BRENNAN				Yamaha R1 - Greenplantuk			
IDEAL LAP TIME : 2:06.010		BEST LAP TIME : 2:06.010		DIFFERENCE : 0.000			
LAP	SECTOR 1	SECTOR 2	SECTOR 3	LAP TIME	MPH	DIFF	TIME OF DAY
1 -	40.284	57.023	28.703	2:06.010 (1)	69.51		09:59:10.772

P37 144 E Denzil DAVIES				Suzuki GSXR 750 - Advanced Mouldings Ltd			
IDEAL LAP TIME : 2:06.304		BEST LAP TIME : 2:06.304		DIFFERENCE : 0.000			
LAP	SECTOR 1	SECTOR 2	SECTOR 3	LAP TIME	MPH	DIFF	TIME OF DAY
1 -	41.342	56.549	28.413	2:06.304 (1)	69.35		09:59:32.098

P38 139 E Rob MARLEY				Honda CBR600F3 - PearTree Racing			
IDEAL LAP TIME : 2:06.331		BEST LAP TIME : 2:06.864		DIFFERENCE : 0.533			
LAP	SECTOR 1	SECTOR 2	SECTOR 3	LAP TIME	MPH	DIFF	TIME OF DAY
1 -	43.229	58.548	31.312	2:13.089	65.81	6.225	09:59:37.524
2 -	42.242	58.369	29.725	2:10.336	67.20	3.472	10:01:47.860
3 -	40.422	57.347	29.095	2:06.864 (1)	69.04		10:03:54.724
4 -	41.864	56.814	29.133	2:07.811 (2)	68.53	0.947	10:06:02.535
5 -	40.672	57.892	29.469	2:08.033 (3)	68.41	1.169	10:08:10.568

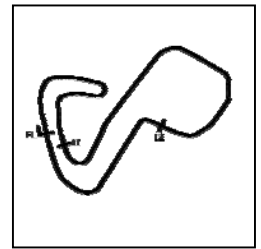
Weather / Track : Cloudy / Wet

Brands Hatch GP
 Circuit Length = 2.4332 miles
 Start: 09:54 Flag 10:06 End: 10:08

BMCRC - MRO Championships 2020 - Rnd 4 @ Brands Hatch GP

BMCRC Thunderbike Extreme & Ultra / L&W Contractors Rookie 1000

QUALIFYING - SECTOR ANALYSIS



SECTOR 1 = FL to I1, SECTOR 2 = I1 to I2, SECTOR 3 = I2 to FL, DIFF = Difference To Personal Best Lap, P = Crossed Finish Line in Pit Lane, D = Time Disallowed

P39 44 E Tony PARKER		Yamaha R1 - Emerald Elevators/PriceLess Copiers					
IDEAL LAP TIME : 2:08.347		BEST LAP TIME : 2:08.347		DIFFERENCE : 0.000			
LAP	SECTOR 1	SECTOR 2	SECTOR 3	LAP TIME	MPH	DIFF	TIME OF DAY
1 -	46.628	1:02.339	31.332	2:20.299	62.43	11.952	09:59:33.869
2 -	44.122	1:06.115	33.078	2:23.315	61.12	14.968	10:01:57.184
3 -	44.073	1:00.912	30.437	2:15.422 (3)	64.68	7.075	10:04:12.606
4 -	44.452	59.971	30.405	2:14.828 (2)	64.97	6.481	10:06:27.434
5 -	40.688	58.086	29.573	2:08.347 (1)	68.25		10:08:35.781

P40 180 R1000 Mark OVEL		Yamaha YZFR1 -					
IDEAL LAP TIME : 2:08.463		BEST LAP TIME : 2:08.463		DIFFERENCE : 0.000			
LAP	SECTOR 1	SECTOR 2	SECTOR 3	LAP TIME	MPH	DIFF	TIME OF DAY
1 -	45.070	1:00.684	30.457	2:16.211	64.31	7.748	09:58:53.784
2 -	44.426	1:03.370	33.107	2:20.903	62.16	12.440	10:01:14.687
3 -	43.740	59.372	30.397	2:13.509 (3)	65.61	5.046	10:03:28.196
4 -	42.443	58.804	30.043	2:11.290 (2)	66.72	2.827	10:05:39.486
5 -	41.858	57.490	29.115	2:08.463 (1)	68.18		10:07:47.949

P41 17 U Jordan KILLWORTH		Kawasaki ZX-10R -					
IDEAL LAP TIME : 2:10.440		BEST LAP TIME : 2:10.440		DIFFERENCE : 0.000			
LAP	SECTOR 1	SECTOR 2	SECTOR 3	LAP TIME	MPH	DIFF	TIME OF DAY
1 -	43.679	57.698	29.063	2:10.440 (1)	67.15		09:59:25.622

P42 60 R1000 Andrew STERLING		BMW S1000RR - Hookup-solutions					
IDEAL LAP TIME : 2:11.314		BEST LAP TIME : 2:11.314		DIFFERENCE : 0.000			
LAP	SECTOR 1	SECTOR 2	SECTOR 3	LAP TIME	MPH	DIFF	TIME OF DAY
1 -	43.211	58.548	29.555	2:11.314 (1)	66.70		09:58:34.749

P43 137 E Ricky WOODS		Suzuki GSXR 600 - KTS Vehicle Repairs					
IDEAL LAP TIME : 2:14.979		BEST LAP TIME : 2:14.979		DIFFERENCE : 0.000			
LAP	SECTOR 1	SECTOR 2	SECTOR 3	LAP TIME	MPH	DIFF	TIME OF DAY
1 -	42.403	1:01.295	31.281	2:14.979 (1)	64.89		09:58:59.859

P44 222 R1000 Phil ROOKE		Honda CBR1000RR - CLEARWAY TRAFFIC SOLUTIONS					
IDEAL LAP TIME : 2:16.840		BEST LAP TIME : 2:16.894		DIFFERENCE : 0.054			
LAP	SECTOR 1	SECTOR 2	SECTOR 3	LAP TIME	MPH	DIFF	TIME OF DAY
1 -	49.974	1:05.796	32.874	2:28.644	58.93	11.750	10:00:19.166
2 -	46.641	1:02.805	32.106	2:21.552 (3)	61.88	4.658	10:02:40.718
3 -	45.710	1:01.591	31.083	2:18.384 (2)	63.30	1.490	10:04:59.102
4 -	44.744	1:01.013	31.137	2:16.894 (1)	63.98		10:07:15.996

P45 88 E George PRINOS		Ducati 996 - KAPPA PLANNING LTD					
IDEAL LAP TIME : 2:17.199		BEST LAP TIME : 2:19.032		DIFFERENCE : 1.833			
LAP	SECTOR 1	SECTOR 2	SECTOR 3	LAP TIME	MPH	DIFF	TIME OF DAY
1 -	43.793	1:03.397	31.842	2:19.032 (1)	63.00		09:59:09.953
2 -	44.499	1:03.213	32.544	2:20.256	62.45	1.224	10:01:30.209
3 -	45.483	1:03.965	31.893	2:21.341	61.97	2.309	10:03:51.550
4 -	45.235	1:02.443	31.974	2:19.652 (3)	62.72	0.620	10:06:11.202
5 -	44.981	1:01.940	32.137	2:19.058 (2)	62.99	0.026	10:08:30.260

P46 171 E Daniel GIBBS		Suzuki GSXR 750 Y - Thomas Racing					
IDEAL LAP TIME : 2:23.173		BEST LAP TIME : 2:23.173		DIFFERENCE : 0.000			
LAP	SECTOR 1	SECTOR 2	SECTOR 3	LAP TIME	MPH	DIFF	TIME OF DAY
1 -	46.652	1:03.239	33.282	2:23.173 (1)	61.18		09:59:37.656

Weather / Track : Cloudy / Wet

Brands Hatch GP
Circuit Length = 2.4332 miles
Start: 09:54 Flag 10:06 End: 10:08

BMCRC - MRO Championships 2020 - Rnd 4 @ Brands Hatch GP

BMCRC Thunderbike Extreme & Ultra / L&W Contractors Rookie 1000

QUALIFYING - BEST SECTORS

SECTOR 1			SECTOR 2			SECTOR 3			IDEAL / BEST COMPARISON						
POS	NO	NAME	TIME	NO	NAME	TIME	NO	NAME	TIME	POS	NO	NAME	IDEAL	BEST	DIFF
													PERFECT LAP	1:49.580	
1	108	HUNTER	35.221	108	HUNTER	49.024	108	HUNTER	25.335	1	108	HUNTER	1:49.580	1:50.042	0.462
2	78	THOMAS	35.377	275	WILBY	49.390	275	WILBY	25.450	2	100	FRETWELL	1:50.967	1:50.967	0.000
3	100	FRETWELL	35.896	100	FRETWELL	49.503	100	FRETWELL	25.568	3	275	WILBY	1:51.058	1:51.058	0.000
4	275	WILBY	36.218	710	CRAWSHAW	50.542	710	CRAWSHAW	25.727	4	78	THOMAS	1:52.432	1:52.580	0.148
5	223	MAY	36.224	223	MAY	50.608	201	WEST	25.794	5	710	CRAWSHAW	1:52.826	1:52.873	0.047
6	710	CRAWSHAW	36.557	78	THOMAS	50.760	78	THOMAS	26.295	6	223	MAY	1:53.190	1:53.190	0.000
7	5	KILLWORTH	36.581	75	MAY	51.145	223	MAY	26.358	7	10	DENT	1:55.163	1:55.163	0.000
8	60	McCARTER	36.774	60	McCARTER	51.661	10	DENT	26.455	8	60	McCARTER	1:55.703	1:56.393	0.690
9	10	DENT	36.914	10	DENT	51.794	75	MAY	26.459	9	75	MAY	1:55.942	1:56.291	0.349
10	619	DOOLAN	37.054	117	STAGG	51.915	258	FRIEND	26.574	10	5	KILLWORTH	1:56.084	1:56.310	0.226
11	961	SIM	37.143	90	WATSON	51.931	102	FEARN	26.647	11	619	DOOLAN	1:56.252	1:57.109	0.857
12	201	WEST	37.173	619	DOOLAN	52.333	5	KILLWORTH	26.711	12	201	WEST	1:56.285	1:57.049	0.764
13	234	GILBERT	37.481	234	GILBERT	52.380	619	DOOLAN	26.865	13	234	GILBERT	1:56.769	1:56.769	0.000
14	86	LOPES	37.725	93	BOTTO	52.645	234	GILBERT	26.908	14	961	SIM	1:56.860	1:57.048	0.188
15	77	MAY	37.753	43	WILLSHER	52.671	90	WATSON	26.919	15	90	WATSON	1:57.112	1:57.497	0.385
16	43	WILLSHER	37.961	961	SIM	52.672	41	ABRAHAM	26.981	16	117	STAGG	1:57.232	1:57.495	0.263
17	117	STAGG	38.034	258	FRIEND	52.784	86	LOPES	26.999	17	258	FRIEND	1:57.586	1:57.743	0.157
18	29	DINSMORE	38.101	5	KILLWORTH	52.792	961	SIM	27.045	18	43	WILLSHER	1:57.775	1:58.671	0.896
19	258	FRIEND	38.228	1	SAUNDERS	52.997	66	HILL	27.091	19	86	LOPES	1:57.869	1:59.355	1.486
20	11	HARVEY	38.244	86	LOPES	53.145	11	HARVEY	27.093	20	77	MAY	1:58.451	1:58.758	0.307
21	90	WATSON	38.262	6	FIRTH	53.157	43	WILLSHER	27.143	21	93	BOTTO	1:58.519	1:58.519	0.000
22	75	MAY	38.338	228	EMERSON	53.187	60	McCARTER	27.268	22	11	HARVEY	1:58.578	1:58.949	0.371
23	123	VINCER	38.342	11	HARVEY	53.241	6	FIRTH	27.273	23	29	DINSMORE	1:58.759	1:58.759	0.000
24	6	FIRTH	38.425	29	DINSMORE	53.244	123	VINCER	27.278	24	6	FIRTH	1:58.855	1:59.257	0.402
25	1	SAUNDERS	38.455	77	MAY	53.307	117	STAGG	27.283	25	41	ABRAHAM	1:59.062	1:59.062	0.000
26	93	BOTTO	38.523	201	WEST	53.318	93	BOTTO	27.351	26	1	SAUNDERS	1:59.516	1:59.516	0.000
27	41	ABRAHAM	38.568	41	ABRAHAM	53.513	77	MAY	27.391	27	123	VINCER	1:59.637	1:59.637	0.000
28	182	NIKOLYUKIN	38.723	102	FEARN	53.558	29	DINSMORE	27.414	28	102	FEARN	1:59.952	1:59.958	0.006
29	119	HEALEY	38.844	119	HEALEY	53.827	119	HEALEY	27.461	29	66	HILL	2:00.067	2:00.726	0.659
30	228	EMERSON	38.915	66	HILL	53.844	182	NIKOLYUKIN	27.884	30	119	HEALEY	2:00.132	2:00.250	0.118
31	66	HILL	39.132	123	VINCER	54.017	24	REYNOLDS	28.059	31	228	EMERSON	2:00.312	2:00.312	0.000
32	129	CRIPPS	39.569	35	HARVEY	55.456	1	SAUNDERS	28.064	32	182	NIKOLYUKIN	2:02.375	2:02.375	0.000
33	102	FEARN	39.747	129	CRIPPS	55.657	228	EMERSON	28.210	33	129	CRIPPS	2:04.012	2:04.012	0.000
34	24	REYNOLDS	40.190	182	NIKOLYUKIN	55.768	144	DAVIES	28.413	34	24	REYNOLDS	2:04.285	2:04.285	0.000
35	21	BRENNAN	40.284	24	REYNOLDS	56.036	21	BRENNAN	28.703	35	35	HARVEY	2:05.257	2:05.257	0.000
36	139	MARLEY	40.422	144	DAVIES	56.549	129	CRIPPS	28.786	36	21	BRENNAN	2:06.010	2:06.010	0.000
37	44	PARKER	40.688	139	MARLEY	56.814	35	HARVEY	28.929	37	144	DAVIES	2:06.304	2:06.304	0.000
38	35	HARVEY	40.872	21	BRENNAN	57.023	17	KILLWORTH	29.063	38	139	MARLEY	2:06.331	2:06.864	0.533
39	144	DAVIES	41.342	180	OVEL	57.490	139	MARLEY	29.095	39	44	PARKER	2:08.347	2:08.347	0.000
40	180	OVEL	41.858	17	KILLWORTH	57.698	180	OVEL	29.115	40	180	OVEL	2:08.463	2:08.463	0.000
41	137	WOODS	42.403	44	PARKER	58.086	60	STERLING	29.555	41	17	KILLWORTH	2:10.440	2:10.440	0.000
42	60	STERLING	43.211	60	STERLING	58.548	44	PARKER	29.573	42	60	STERLING	2:11.314	2:11.314	0.000
43	17	KILLWORTH	43.679	222	ROOKE	1:01.013	222	ROOKE	31.083	43	137	WOODS	2:14.979	2:14.979	0.000
44	88	PRINOS	43.793	137	WOODS	1:01.295	137	WOODS	31.281	44	222	ROOKE	2:16.840	2:16.894	0.054
45	222	ROOKE	44.744	88	PRINOS	1:01.940	88	PRINOS	31.466	45	88	PRINOS	2:17.199	2:19.032	1.833
46	171	GIBBS	46.652	171	GIBBS	1:03.239	171	GIBBS	33.282	46	171	GIBBS	2:23.173	2:23.173	0.000
47															

Weather / Track : Cloudy / Wet

Brands Hatch GP

Circuit Length = 2.4332 miles

Start: 09:54 Flag 10:06 End: 10:08

Results can be found at www.tsl-timing.com

Printed - 10:09 Saturday, 03 October 2020

BMCRC - MRO Championships 2020 - Rnd 4 @ Brands Hatch GP

BMCRC Thunderbike Extreme & Ultra / L&W Contractors Rookie 1000

QUALIFYING - STATISTICS

Competitors Started 47
Planned Start 2020-10-03 @ 09:51:00.000
Actual Start 2020-10-03 @ 09:54:47.225
Finish Time 2020-10-03 @ 10:06:37.690
Track Length 2.4332mi.
Total Laps 190
Total Distance Covered 462.3250mi.

Session Fastest Lap History

NO	CL	NAME	LAP TIME	TIME OF DAY	LAP	VEHICLE
961	E	Jack SIM	1:58.811	09:58:11.881	1	Yamaha R6
75	E	Stewart MAY	1:56.291	09:58:13.653	1	Honda CBR600F3
108	R1000	Antony HUNTER	1:52.943	09:58:22.344	1	Kawasaki ZX10
108	R1000	Antony HUNTER	1:52.009	10:02:09.305	3	Kawasaki ZX10
108	R1000	Antony HUNTER	1:51.310	10:04:00.615	4	Kawasaki ZX10
108	R1000	Antony HUNTER	1:50.042	10:07:44.966	6	Kawasaki ZX10

Flag History

TYPE	TIME OF DAY
GREEN	09:54:47.225
FINISH	10:06:37.690

Flag Statistics

TYPE	COUNT	TOTAL LAPS	TOTAL TIME
Green	1	6	14:07.799
Red	0	0	0.000
Safety Car	0	0	0.000
FCY	0	0	0.000

BMCRC - MRO Championships 2020 - Rnd 4 @ Brands Hatch GP

BMCRC Thunderbike Extreme & Ultra / L&W Contractors Rookie 1000

QUALIFYING - STATISTICS

CLASS : E

20 Starters

Fastest Lap History

NO	NAME	LAP TIME	TIME OF DAY	LAP	VEHICLE
961	Jack SIM	1:58.811	09:58:11.881	1	Yamaha R6
75	Stewart MAY	1:56.291	09:58:13.653	1	Honda CBR600F3
223	Matthew MAY	1:55.452	10:04:06.349	4	Honda CBR600FY
223	Matthew MAY	1:53.190	10:07:56.419	6	Honda CBR600FY

BMCRC - MRO Championships 2020 - Rnd 4 @ Brands Hatch GP

BMCRC Thunderbike Extreme & Ultra / L&W Contractors Rookie 1000

QUALIFYING - STATISTICS

CLASS : U

13 Starters

Fastest Lap History

NO	NAME	LAP TIME	TIME OF DAY	LAP	VEHICLE
275	Mark WILBY	2:00.471	09:58:17.454	1	Suzuki GSXR1000
258	Ande FRIEND	1:59.643	09:59:35.325	1	Kawasaki ZX10R
275	Mark WILBY	1:59.642	10:00:17.096	2	Suzuki GSXR1000
275	Mark WILBY	1:53.939	10:02:11.031	3	Suzuki GSXR1000
275	Mark WILBY	1:53.085	10:05:58.567	5	Suzuki GSXR1000
78	Jamie THOMAS	1:52.580	10:07:10.870	5	Suzuki GSXR 1000
275	Mark WILBY	1:51.058	10:07:49.624	6	Suzuki GSXR1000

Weather / Track : Cloudy / Wet

Results can be found at www.tsl-timing.com

Page 3 of 4

Brands Hatch GP
Circuit Length = 2.4332 miles
Start: 09:54 Flag 10:06 End: 10:08

Printed - 10:09 Saturday, 03 October 2020

BMCRC - MRO Championships 2020 - Rnd 4 @ Brands Hatch GP

BMCRC Thunderbike Extreme & Ultra / L&W Contractors Rookie 1000

QUALIFYING - STATISTICS

CLASS : R1000

14 Starters

Fastest Lap History

NO	NAME	LAP TIME	TIME OF DAY	LAP	VEHICLE
100	Kenny FRETWELL	1:58.575	09:58:20.538	1	Suzuki GSXR 1000
108	Antony HUNTER	1:52.943	09:58:22.344	1	Kawasaki ZX10
108	Antony HUNTER	1:52.009	10:02:09.305	3	Kawasaki ZX10
108	Antony HUNTER	1:51.310	10:04:00.615	4	Kawasaki ZX10
108	Antony HUNTER	1:50.042	10:07:44.966	6	Kawasaki ZX10

BMCRC - MRO Championships 2020 - Rnd 4 @ Brands Hatch GP

L&W Contractors Rookie 600 & 1000

RACE 3 - GRID (5 Laps)



CONTRACTORS LTD

ROW 12	36	455	Wayne APPS	35	68	Aaron WRIGHT	34	259	Neville OTTER	
ROW 11		33	186	Stephen WILKINSON	32	158	Ben LOGAN	31	105	Benjamin STONARD
ROW 10	30	228	Paul McFADDEN	29	49	Oli CHAYTOR	28	636	Matthew MILLS	
ROW 9		27	72	James HEMPHILL	26	717	Timothy WALSH	25	78	Scott FORBES-COWDRY
ROW 8	24	696	Jason MARIETTE	23	220	Marc BATSON	22	132	Mitchell GILBERT	
ROW 7		21			20			19		
ROW 6	18				17			16		
ROW 5		15	33	Tony FOUNTAIN	14	222	Phil ROOKE	13	60	Andrew STERLING
							2:16.894		2:11.314	
ROW 4	12	180	Mark OVEL	11	182	Vladimir NIKOLYUKIN	10	66	Jonny HILL	
			2:08.463			2:02.375			2:00.726	
ROW 3		9	123	James VINCER	8	86	Frederico LOPES	7	93	Tony BOTTO
			1:59.637			1:59.355			1:58.519	
ROW 2	6	619	Keith DOOLAN	5	201	Scott WEST	4	10	Matthew DENT	
			1:57.109			1:57.049			1:55.163	
ROW 1		3	710	James CRAWSHAW	2	100	Kenny FRETWELL	1	108	Antony HUNTER
			1:52.873			1:50.967			1:50.042	
									Pole	

Brands Hatch GP
Circuit Length = 2.4332 miles

These results are provisional until the conclusion of any judicial and technical matters.

Clerk Of Course :	Steward :	Timekeeper :
-------------------	-----------	--------------

Results can be found at www.tsl-timing.com

Printed - 10:14 Saturday, 03 October 2020



BMCRC - MRO Championships 2020 - Rnd 4 @ Brands Hatch GP

L&W Contractors Rookie 600 & 1000

RACE 3 - CLASSIFICATION



CONTRACTORS LTD

POS	NO	CL	PIC NAME	ENTRY	LAPS	TIME	GAP	DIFF	MPH	BEST	ON
1	710	R1000	1 James CRAWSHAW	Kawasaki ZX10R -	5	9:00.568			81.02	1:46.053	3
2	100	R1000	2 Kenny FRETWELL	Suzuki GSXR 1000 -	5	9:08.123	7.555	7.555	79.90	1:47.843	3
3	123	R1000	3 James VINCER	Yamaha YZF-R1 -	5	9:24.372	23.804	16.249	77.60	1:49.539	5
4	10	R1000	4 Matthew DENT	Yamaha R1 - Chiswick Honda	5	9:27.528	26.960	3.156	77.17	1:50.832	5
5	201	R1000	5 Scott WEST	BMW S1000RR -	5	9:32.004	31.436	4.476	76.57	1:50.816	2
6	66	R1000	6 Jonny HILL	Honda CBR1000 RR - Michael J Lonsdale Group	5	9:32.261	31.693	0.257	76.53	1:52.727	5
7	619	R1000	7 Keith DOOLAN	Kawasaki ZX10R - Quinton contracts	5	9:37.034	36.466	4.773	75.90	1:52.707	5
8	93	R1000	8 Tony BOTTO	Suzuki GSXR 1000 K8 - TB Motorcycles	5	9:37.422	36.854	0.388	75.85	1:52.207	5
9	60*	R1000	9 Andrew STERLING	BMW S1000RR - Hookup-solutions	5	9:41.851	41.283	4.429	75.27	1:54.095	3
10	132	R600	1 Mitchell GILBERT	Suzuki GSXR 600 -	5	9:42.433	41.865	0.582	75.20	1:45.805	5
11	182	R1000	10 Vladimir NIKOLYUKIN	BMW S1000RR -	5	9:44.928	44.360	2.495	74.87	1:54.091	5
12	696	R600	2 Jason MARIETTE	Yamaha YZF-R6 -	5	10:09.594	1:09.026	24.666	71.84	1:51.138	5
13	220	R600	3 Marc BATSON	Yamaha R6 - batsonelectrical contractors ltd	5	10:09.740	1:09.172	0.146	71.83	1:50.417	5
14	78	R600	4 Scott FORBES-COWDRY	Yamaha R6 13S -	5	10:19.022	1:18.454	9.282	70.75	1:52.570	3
15	180	R1000	11 Mark OVEL	Yamaha YZF-R1 -	5	10:19.276	1:18.708	0.254	70.72	2:00.153	5
16	717	R600	5 Timothy WALSH	Triumph 675 - T P WALSH PHE	5	10:24.564	1:23.996	5.288	70.12	1:52.865	3
17	222	R1000	12 Phil ROOKE	Honda CBR1000RR - CLEARWAY TRAFFIC SOLU	5	10:33.203	1:32.635	8.639	69.17	2:03.562	5
18	72	R600	6 James HEMPHILL	Yamaha R6 5EB -	5	10:33.504	1:32.936	0.301	69.13	1:55.823	2
19	228	R600	7 Paul McFADDEN	Kawasaki ZX6 -	5	10:46.595	1:46.027	13.091	67.73	1:55.860	5
20	49	R600	8 Oli CHAYTOR	Yamaha R6 - PearTree Racing	4	8:53.828	1 Lap	1 Lap	65.63	1:58.482	3
21	636	R600	9 Matthew MILLS	Kawasaki ZX6R -	4	8:58.375	1 Lap	4.547	65.08	2:00.519	4
22	105	R600	10 Benjamin STONARD	Yamaha R6 -	4	9:04.650	1 Lap	6.275	64.33	2:02.549	3
23	186	R600	11 Stephen WILKINSON	Honda CBR 600 F -	4	9:05.136	1 Lap	0.486	64.27	2:02.870	3
24	259	R600	12 Neville OTTER	Kawasaki ZX6R - SB Racing	4	9:47.789	1 Lap	42.653	59.61	2:12.279	4

NOT CLASSIFIED

DNF	108	R1000	Antony HUNTER	Kawasaki ZX10 - Uncletoms motoring centre	3	5:23.970	2 Laps	1 Lap	81.11	1:45.579	3
DNF	86	R1000	Frederico LOPES	Yamaha R1 - FLR Procurement Ltd	1	2:01.294	4 Laps	2 Laps	72.21		

FASTEST LAP

108	R1000	Antony HUNTER	Kawasaki ZX10 - Uncletoms motoring centre	3	1:45.579	82.96 mph	133.52 kph
132	R600	Mitchell GILBERT	Suzuki GSXR 600 -	5	1:45.805	82.79 mph	133.24 kph

* Bike 60 - Please fit a working transponder
 Class R1000 - 92.5% of Race Speed = 74.94 mph
 Class R600 - 92.5% of Race Speed = 69.56 mph

Brands Hatch GP
 Circuit Length = 2.4332 miles
 Start: 13:13 Flag 13:22 End: 13:24

Weather / Track : Cloudy / Drying

These results are provisional until the conclusion of any judicial and technical matters.

Clerk Of Course :	Steward :	Timekeeper :
-------------------	-----------	--------------

Results can be found at www.tsl-timing.com

Printed - 13:24 Saturday, 03 October 2020



BMCRC - MRO Championships 2020 - Rnd 4 @ Brands Hatch GP

L&W Contractors Rookie 600 & 1000

RACE 3 - LAP CHART

LAP 1 @ 13:15:23.509

NO	BEHIND	LAP TIME
108		1:51.561
710	1.408	1:52.969
100	3.277	1:54.838
66	4.980	1:56.541
10	5.977	1:57.538
619	8.982	2:00.543
201	9.112	2:00.673
123	9.563	2:01.124
86	9.733	2:01.294
60	11.067	2:02.628
93	12.644	2:04.205
182	12.987	2:04.548
180	21.129	2:12.690
222	21.413	2:12.974
132	43.276	2:34.837
696	50.047	2:41.608
220	51.158	2:42.719
78	52.310	2:43.871
72	52.737	2:44.298
717	55.564	2:47.125
636	1:01.323	2:52.884
105	1:02.186	2:53.747
49	1:02.473	2:54.034
186	1:02.767	2:54.328
228	1:02.868	2:54.429
259	1:14.172	3:05.733

LAP 2 @ 13:17:10.339

NO	BEHIND	LAP TIME
108		1:46.830
710	1.508	1:46.930
100	4.554	1:48.107
10	10.888	1:51.741
66	12.337	1:54.187
201	13.098	1:50.816
123	14.419	1:51.686
619	18.006	1:55.854
60	19.041	1:54.804
93	20.577	1:54.763
182	22.532	1:56.375
180	36.573	2:02.274
222	41.361	2:06.778
132	42.557	1:46.111
696	54.848	1:51.631
220	57.527	1:53.199
78	59.813	1:54.333
72	1:01.730	1:55.823
717	1:04.078	1:55.344
49	1:17.112	2:01.469
228	1:17.693	2:01.655
636	1:18.415	2:03.922
105	1:20.845	2:05.489
186	1:20.869	2:04.932
259	1:42.506	2:15.164

LAP 3 @ 13:18:55.918

NO	BEHIND	LAP TIME
108		1:45.579
710	1.982	1:46.053
100	6.818	1:47.843
10	17.257	1:51.948

123	18.514	1:49.674	78	1:18.454	1:54.204
201	18.548	1:51.029	180	1:18.708	2:00.153
66	22.074	1:55.316	717	1:23.996	1:54.682
619	27.331	1:54.904	222	1:32.635	2:03.562
60	27.557	1:54.095	72	1:32.936	1:58.884
93	28.034	1:53.036	228	1:46.027	1:55.860
182	32.218	1:55.265			
132	44.681	1:47.703			
180	51.962	2:00.968			
222	1:00.514	2:04.732			
696	1:01.405	1:52.136			
220	1:03.758	1:51.810			
78	1:06.804	1:52.570			
717	1:11.364	1:52.865			
72	1:13.153	1:57.002			
49	1:30.015	1:58.482			
228	1:30.179	1:58.065			
636	1:33.886	2:01.050			
105	1:37.815	2:02.549			
186	1:38.160	2:02.870			

LAP 4 @ 13:20:44.244

NO	BEHIND	LAP TIME
710		1:46.344
100	7.132	1:48.640
123	22.537	1:52.349
259	1 Lap	2:14.613
10	24.400	1:55.469
201	24.538	1:54.316
66	27.238	1:53.490
619	32.031	1:53.026
93	32.919	1:53.211
60	33.885	1:54.654
182	38.541	1:54.649
132	44.332	1:47.977
696	1:06.160	1:53.081
180	1:06.827	2:03.191
220	1:07.027	1:51.595
78	1:12.522	1:54.044
222	1:17.345	2:05.157
717	1:17.586	1:54.548
72	1:22.324	1:57.497
228	1:38.439	1:56.586
49	1:41.532	1:59.843
636	1:46.079	2:00.519

LAP 5 @ 13:22:32.516

NO	BEHIND	LAP TIME
710		1:48.272
105	1 Lap	2:02.865
186	1 Lap	2:03.006
100	7.555	1:48.695
123	23.804	1:49.539
10	26.960	1:50.832
201	31.436	1:55.170
66	31.693	1:52.727
619	36.466	1:52.707
93	36.854	1:52.207
60	41.283	1:55.670
132	41.865	1:45.805
182	44.360	1:54.091
259	1 Lap	2:12.279
696	1:09.026	1:51.138
220	1:09.172	1:50.417

Weather / Track : Cloudy / Drying

Results can be found at www.tsl-timing.com

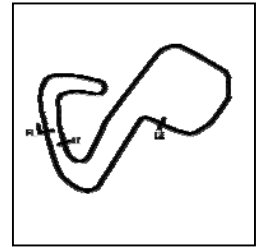
Brands Hatch GP
Circuit Length = 2.4332 miles
Start: 13:13 Flag 13:22 End: 13:24

Printed - 13:25 Saturday, 03 October 2020

BMCRC - MRO Championships 2020 - Rnd 4 @ Brands Hatch GP

L&W Contractors Rookie 600 & 1000

RACE 3 - SECTOR ANALYSIS



SECTOR 1 = FL to I1, SECTOR 2 = I1 to I2, SECTOR 3 = I2 to FL, DIFF = Difference To Personal Best Lap, P = Crossed Finish Line in Pit Lane, D = Time Disallowed

P1 710 R1000 James CRAWSHAW		Kawasaki ZX10R -					
IDEAL LAP TIME : 1:45.799		BEST LAP TIME : 1:46.053		DIFFERENCE : 0.254			
LAP	SECTOR 1	SECTOR 2	SECTOR 3	LAP TIME	MPH	DIFF	TIME OF DAY
1 -			24.466	1:52.969	77.54	6.916	13:15:24.917
2 -	34.987	47.500	24.443	1:46.930 (3)	81.92	0.877	13:17:11.847
3 -	34.841	47.175	24.037	1:46.053 (1)	82.59		13:18:57.900
4 -	34.587	47.451	24.306	1:46.344 (2)	82.37	0.291	13:20:44.244
5 -	34.633	48.995	24.644	1:48.272	80.90	2.219	13:22:32.516

P2 100 R1000 Kenny FRETWELL		Suzuki GSXR 1000 -					
IDEAL LAP TIME : 1:47.684		BEST LAP TIME : 1:47.843		DIFFERENCE : 0.159			
LAP	SECTOR 1	SECTOR 2	SECTOR 3	LAP TIME	MPH	DIFF	TIME OF DAY
1 -			25.289	1:54.838	76.27	6.995	13:15:26.786
2 -	35.108	48.327	24.672	1:48.107 (2)	81.02	0.264	13:17:14.893
3 -	34.685	48.342	24.816	1:47.843 (1)	81.22		13:19:02.736
4 -	34.955	48.554	25.131	1:48.640 (3)	80.63	0.797	13:20:51.376
5 -	34.790	48.637	25.268	1:48.695	80.59	0.852	13:22:40.071

P3 123 R1000 James VINCER		Yamaha YZFR1 -					
IDEAL LAP TIME : 1:48.735		BEST LAP TIME : 1:49.539		DIFFERENCE : 0.804			
LAP	SECTOR 1	SECTOR 2	SECTOR 3	LAP TIME	MPH	DIFF	TIME OF DAY
1 -			26.676	2:01.124	72.32	11.585	13:15:33.072
2 -	35.447	51.074	25.165	1:51.686 (3)	78.43	2.147	13:17:24.758
3 -	34.658	49.856	25.160	1:49.674 (2)	79.87	0.135	13:19:14.432
4 -	36.294	49.723	26.332	1:52.349	77.96	2.810	13:21:06.781
5 -	35.462	48.945	25.132	1:49.539 (1)	79.97		13:22:56.320

P4 10 R1000 Matthew DENT		Yamaha R1 - Chiswick Honda					
IDEAL LAP TIME : 1:50.546		BEST LAP TIME : 1:50.832		DIFFERENCE : 0.286			
LAP	SECTOR 1	SECTOR 2	SECTOR 3	LAP TIME	MPH	DIFF	TIME OF DAY
1 -			26.081	1:57.538	74.52	6.706	13:15:29.486
2 -	36.179	49.963	25.599	1:51.741 (2)	78.39	0.909	13:17:21.227
3 -	36.644	49.991	25.313	1:51.948 (3)	78.24	1.116	13:19:13.175
4 -	37.882	51.397	26.190	1:55.469	75.86	4.637	13:21:08.644
5 -	35.882	49.351	25.599	1:50.832 (1)	79.03		13:22:59.476

P5 201 R1000 Scott WEST		BMW S1000RR -					
IDEAL LAP TIME : 1:50.228		BEST LAP TIME : 1:50.816		DIFFERENCE : 0.588			
LAP	SECTOR 1	SECTOR 2	SECTOR 3	LAP TIME	MPH	DIFF	TIME OF DAY
1 -			25.789	2:00.673	72.59	9.857	13:15:32.621
2 -	35.033	50.676	25.107	1:50.816 (1)	79.04		13:17:23.437
3 -	35.834	50.366	24.829	1:51.029 (2)	78.89	0.213	13:19:14.466
4 -	35.650	52.165	26.501	1:54.316 (3)	76.62	3.500	13:21:08.782
5 -	37.264	51.319	26.587	1:55.170	76.06	4.354	13:23:03.952

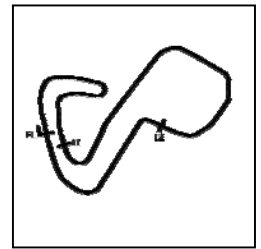
P6 66 R1000 Jonny HILL		Honda CBR1000 RR - Michael J Lonsdale Group					
IDEAL LAP TIME : 1:52.390		BEST LAP TIME : 1:52.727		DIFFERENCE : 0.337			
LAP	SECTOR 1	SECTOR 2	SECTOR 3	LAP TIME	MPH	DIFF	TIME OF DAY
1 -			25.620	1:56.541	75.16	3.814	13:15:28.489
2 -	36.570	51.520	26.097	1:54.187 (3)	76.71	1.460	13:17:22.676
3 -	37.816	51.449	26.051	1:55.316	75.96	2.589	13:19:17.992
4 -	37.192	50.311	25.987	1:53.490 (2)	77.18	0.763	13:21:11.482
5 -	36.459	50.352	25.916	1:52.727 (1)	77.70		13:23:04.209

Weather / Track : Cloudy / Drying

BMCRC - MRO Championships 2020 - Rnd 4 @ Brands Hatch GP

L&W Contractors Rookie 600 & 1000

RACE 3 - SECTOR ANALYSIS



SECTOR 1 = FL to I1, SECTOR 2 = I1 to I2, SECTOR 3 = I2 to FL, DIFF = Difference To Personal Best Lap, P = Crossed Finish Line in Pit Lane, D = Time Disallowed

P7 619 R1000 Keith DOOLAN				Kawasaki ZX10R - Quinton contracts			
IDEAL LAP TIME : 1:51.730		BEST LAP TIME : 1:52.707		DIFFERENCE : 0.977			
LAP	SECTOR 1	SECTOR 2	SECTOR 3	LAP TIME	MPH	DIFF	TIME OF DAY
1 -			26.306	2:00.543	72.66	7.836	13:15:32.491
2 -	38.762	50.814	26.278	1:55.854	75.61	3.147	13:17:28.345
3 -	37.768	51.068	26.068	1:54.904 (3)	76.23	2.197	13:19:23.249
4 -	37.056	49.954	26.016	1:53.026 (2)	77.50	0.319	13:21:16.275
5 -	36.311	50.931	25.465	1:52.707 (1)	77.72		13:23:08.982

P8 93 R1000 Tony BOTTO				Suzuki GSXR 1000 K8 - TB Motorcycles			
IDEAL LAP TIME : 1:51.256		BEST LAP TIME : 1:52.207		DIFFERENCE : 0.951			
LAP	SECTOR 1	SECTOR 2	SECTOR 3	LAP TIME	MPH	DIFF	TIME OF DAY
1 -			26.494	2:04.205	70.52	11.998	13:15:36.153
2 -	36.567	51.958	26.238	1:54.763	76.32	2.556	13:17:30.916
3 -	36.040	51.060	25.936	1:53.036 (2)	77.49	0.829	13:19:23.952
4 -	37.051	50.945	25.215	1:53.211 (3)	77.37	1.004	13:21:17.163
5 -	35.624	50.417	26.166	1:52.207 (1)	78.06		13:23:09.370

P9 60 R1000 Andrew STERLING				BMW S1000RR - Hookup-solutions			
IDEAL LAP TIME :		BEST LAP TIME : 1:54.095		DIFFERENCE :			
LAP	SECTOR 1	SECTOR 2	SECTOR 3	LAP TIME	MPH	DIFF	TIME OF DAY
1 -				2:02.628	71.43	8.533	13:15:34.576
2 -				1:54.804 (3)	76.30	0.709	13:17:29.380
3 -				1:54.095 (1)	76.77		13:19:23.475
4 -				1:54.654 (2)	76.40	0.559	13:21:18.129
5 -				1:55.670	75.73	1.575	13:23:13.799

P10 132 R600 Mitchell GILBERT				Suzuki GSXR 600 -			
IDEAL LAP TIME : 1:45.069		BEST LAP TIME : 1:45.805		DIFFERENCE : 0.736			
LAP	SECTOR 1	SECTOR 2	SECTOR 3	LAP TIME	MPH	DIFF	TIME OF DAY
1 -		47.193	24.661	2:34.837	56.57	49.032	13:16:06.785
2 -	33.984	47.555	24.572	1:46.111 (2)	82.55	0.306	13:17:52.896
3 -	34.848	48.141	24.714	1:47.703 (3)	81.33	1.898	13:19:40.599
4 -	34.326	46.939	26.712	1:47.977	81.12	2.172	13:21:28.576
5 -	33.558	47.454	24.793	1:45.805 (1)	82.79		13:23:14.381

P11 182 R1000 Vladimir NIKOLYUKIN				BMW S1000RR -			
IDEAL LAP TIME : 1:53.912		BEST LAP TIME : 1:54.091		DIFFERENCE : 0.179			
LAP	SECTOR 1	SECTOR 2	SECTOR 3	LAP TIME	MPH	DIFF	TIME OF DAY
1 -			27.077	2:04.548	70.33	10.457	13:15:36.496
2 -	38.128	51.700	26.547	1:56.375	75.27	2.284	13:17:32.871
3 -	37.845	51.049	26.371	1:55.265 (3)	75.99	1.174	13:19:28.136
4 -	37.344	50.689	26.616	1:54.649 (2)	76.40	0.558	13:21:22.785
5 -	36.852	50.741	26.498	1:54.091 (1)	76.77		13:23:16.876

P12 696 R600 Jason MARIETTE				Yamaha YZF-R6 -			
IDEAL LAP TIME : 1:50.331		BEST LAP TIME : 1:51.138		DIFFERENCE : 0.807			
LAP	SECTOR 1	SECTOR 2	SECTOR 3	LAP TIME	MPH	DIFF	TIME OF DAY
1 -		50.545	25.249	2:41.608	54.20	50.470	13:16:13.556
2 -	36.956	49.402	25.273	1:51.631 (2)	78.47	0.493	13:18:05.187
3 -	36.455	49.811	25.870	1:52.136 (3)	78.11	0.998	13:19:57.323
4 -	36.779	49.151	27.151	1:53.081	77.46	1.943	13:21:50.404
5 -	35.931	49.568	25.639	1:51.138 (1)	78.81		13:23:41.542

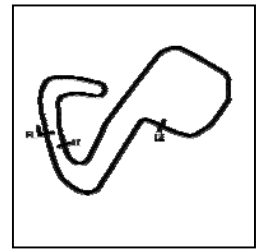
Weather / Track : Cloudy / Drying

Brands Hatch GP
Circuit Length = 2.4332 miles
Start: 13:13 Flag 13:22 End: 13:24

BMCRC - MRO Championships 2020 - Rnd 4 @ Brands Hatch GP

L&W Contractors Rookie 600 & 1000

RACE 3 - SECTOR ANALYSIS



SECTOR 1 = FL to I1, SECTOR 2 = I1 to I2, SECTOR 3 = I2 to FL, DIFF = Difference To Personal Best Lap, P = Crossed Finish Line in Pit Lane, D = Time Disallowed

P13 220 R600 Marc BATSON				Yamaha R6 - batsonelectrical contractors ltd			
IDEAL LAP TIME : 1:49.947		BEST LAP TIME : 1:50.417		DIFFERENCE : 0.470			
LAP	SECTOR 1	SECTOR 2	SECTOR 3	LAP TIME	MPH	DIFF	TIME OF DAY
1 -		51.498	25.763	2:42.719	53.83	52.302	13:16:14.667
2 -	36.701	50.797	25.701	1:53.199	77.38	2.782	13:18:07.866
3 -	35.874	50.212	25.724	1:51.810 (3)	78.34	1.393	13:19:59.676
4 -	35.438	49.591	26.566	1:51.595 (2)	78.49	1.178	13:21:51.271
5 -	35.464	50.035	24.918	1:50.417 (1)	79.33		13:23:41.688

P14 78 R600 Scott FORBES-COWDRY				Yamaha R6 13S -			
IDEAL LAP TIME : 1:51.958		BEST LAP TIME : 1:52.570		DIFFERENCE : 0.612			
LAP	SECTOR 1	SECTOR 2	SECTOR 3	LAP TIME	MPH	DIFF	TIME OF DAY
1 -		50.443	25.953	2:43.871	53.45	51.301	13:16:15.819
2 -	37.288	50.691	26.354	1:54.333	76.61	1.763	13:18:10.152
3 -	36.956	49.707	25.907	1:52.570 (1)	77.81		13:20:02.722
4 -	36.344	51.596	26.104	1:54.044 (2)	76.81	1.474	13:21:56.766
5 -	36.909	50.491	26.804	1:54.204 (3)	76.70	1.634	13:23:50.970

P15 180 R1000 Mark OVEL				Yamaha YZFR1 -			
IDEAL LAP TIME : 2:00.153		BEST LAP TIME : 2:00.153		DIFFERENCE : 0.000			
LAP	SECTOR 1	SECTOR 2	SECTOR 3	LAP TIME	MPH	DIFF	TIME OF DAY
1 -			28.588	2:12.690	66.01	12.537	13:15:44.638
2 -	39.652	54.799	27.823	2:02.274 (3)	71.64	2.121	13:17:46.912
3 -	39.198	54.329	27.441	2:00.968 (2)	72.41	0.815	13:19:47.880
4 -	39.969	54.639	28.583	2:03.191	71.10	3.038	13:21:51.071
5 -	38.921	53.972	27.260	2:00.153 (1)	72.90		13:23:51.224

P16 717 R600 Timothy WALSH				Triumph 675 - T P WALSH PHE			
IDEAL LAP TIME : 1:52.633		BEST LAP TIME : 1:52.865		DIFFERENCE : 0.232			
LAP	SECTOR 1	SECTOR 2	SECTOR 3	LAP TIME	MPH	DIFF	TIME OF DAY
1 -		52.546	26.702	2:47.125	52.41	54.260	13:16:19.073
2 -	36.902	52.368	26.074	1:55.344	75.94	2.479	13:18:14.417
3 -	35.062	51.951	25.852	1:52.865 (1)	77.61		13:20:07.282
4 -	35.597	51.719	27.232	1:54.548 (2)	76.47	1.683	13:22:01.830
5 -	36.008	52.109	26.565	1:54.682 (3)	76.38	1.817	13:23:56.512

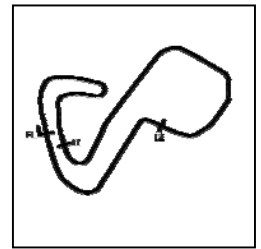
P17 222 R1000 Phil ROOKE				Honda CBR1000RR - CLEARWAY TRAFFIC SOLUTIONS			
IDEAL LAP TIME : 2:03.562		BEST LAP TIME : 2:03.562		DIFFERENCE : 0.000			
LAP	SECTOR 1	SECTOR 2	SECTOR 3	LAP TIME	MPH	DIFF	TIME OF DAY
1 -			29.291	2:12.974	65.87	9.412	13:15:44.922
2 -	41.540	56.869	28.369	2:06.778	69.09	3.216	13:17:51.700
3 -	40.461	55.614	28.657	2:04.732 (2)	70.22	1.170	13:19:56.432
4 -	40.616	55.179	29.362	2:05.157 (3)	69.99	1.595	13:22:01.589
5 -	40.230	55.163	28.169	2:03.562 (1)	70.89		13:24:05.151

P18 72 R600 James HEMPHILL				Yamaha R6 5EB -			
IDEAL LAP TIME : 1:54.866		BEST LAP TIME : 1:55.823		DIFFERENCE : 0.957			
LAP	SECTOR 1	SECTOR 2	SECTOR 3	LAP TIME	MPH	DIFF	TIME OF DAY
1 -		51.444	26.638	2:44.298	53.31	48.475	13:16:16.246
2 -	37.532	51.241	27.050	1:55.823 (1)	75.63		13:18:12.069
3 -	37.041	52.713	27.248	1:57.002 (2)	74.86	1.179	13:20:09.071
4 -	36.987	52.606	27.904	1:57.497 (3)	74.55	1.674	13:22:06.568
5 -	37.522	53.041	28.321	1:58.884	73.68	3.061	13:24:05.452

BMCRC - MRO Championships 2020 - Rnd 4 @ Brands Hatch GP

L&W Contractors Rookie 600 & 1000

RACE 3 - SECTOR ANALYSIS



SECTOR 1 = FL to I1, SECTOR 2 = I1 to I2, SECTOR 3 = I2 to FL, DIFF = Difference To Personal Best Lap, P = Crossed Finish Line in Pit Lane, D = Time Disallowed

P19 228 R600 Paul McFADDEN				Kawasaki ZX6 -			
IDEAL LAP TIME : 1:55.576		BEST LAP TIME : 1:55.860		DIFFERENCE : 0.284			
LAP	SECTOR 1	SECTOR 2	SECTOR 3	LAP TIME	MPH	DIFF	TIME OF DAY
1 -		55.158	27.597	2:54.429	50.21	58.569	13:16:26.377
2 -	40.546	54.327	26.782	2:01.655	72.00	5.795	13:18:28.032
3 -	37.959	53.586	26.520	1:58.065 (3)	74.19	2.205	13:20:26.097
4 -	36.998	52.845	26.743	1:56.586 (2)	75.13	0.726	13:22:22.683
5 -	37.282	52.556	26.022	1:55.860 (1)	75.60		13:24:18.543

P20 49 R600 Oli CHAYTOR				Yamaha R6 - PearTree Racing			
IDEAL LAP TIME : 1:58.482		BEST LAP TIME : 1:58.482		DIFFERENCE : 0.000			
LAP	SECTOR 1	SECTOR 2	SECTOR 3	LAP TIME	MPH	DIFF	TIME OF DAY
1 -		54.829	28.381	2:54.034	50.33	55.552	13:16:25.982
2 -	40.453	53.455	27.561	2:01.469 (3)	72.11	2.987	13:18:27.451
3 -	38.260	52.751	27.471	1:58.482 (1)	73.93		13:20:25.933
4 -	39.411	52.846	27.586	1:59.843 (2)	73.09	1.361	13:22:25.776

P21 636 R600 Matthew MILLS				Kawasaki ZX6R -			
IDEAL LAP TIME : 1:59.931		BEST LAP TIME : 2:00.519		DIFFERENCE : 0.588			
LAP	SECTOR 1	SECTOR 2	SECTOR 3	LAP TIME	MPH	DIFF	TIME OF DAY
1 -		55.406	27.687	2:52.884	50.66	52.365	13:16:24.832
2 -	40.211	55.500	28.211	2:03.922 (3)	70.68	3.403	13:18:28.754
3 -	39.116	54.065	27.869	2:01.050 (2)	72.36	0.531	13:20:29.804
4 -	38.324	54.653	27.542	2:00.519 (1)	72.68		13:22:30.323

P22 105 R600 Benjamin STONARD				Yamaha R6 -			
IDEAL LAP TIME : 2:02.227		BEST LAP TIME : 2:02.549		DIFFERENCE : 0.322			
LAP	SECTOR 1	SECTOR 2	SECTOR 3	LAP TIME	MPH	DIFF	TIME OF DAY
1 -		55.505	28.592	2:53.747	50.41	51.198	13:16:25.695
2 -	40.792	56.665	28.032	2:05.489 (3)	69.80	2.940	13:18:31.184
3 -	39.828	54.536	28.185	2:02.549 (1)	71.48		13:20:33.733
4 -	39.659	54.701	28.505	2:02.865 (2)	71.29	0.316	13:22:36.598

P23 186 R600 Stephen WILKINSON				Honda CBR 600 F -			
IDEAL LAP TIME : 2:01.855		BEST LAP TIME : 2:02.870		DIFFERENCE : 1.015			
LAP	SECTOR 1	SECTOR 2	SECTOR 3	LAP TIME	MPH	DIFF	TIME OF DAY
1 -		55.181	28.263	2:54.328	50.24	51.458	13:16:26.276
2 -	41.244	56.211	27.477	2:04.932 (3)	70.11	2.062	13:18:31.208
3 -	39.913	54.916	28.041	2:02.870 (1)	71.29		13:20:34.078
4 -	39.882	54.496	28.628	2:03.006 (2)	71.21	0.136	13:22:37.084

P24 259 R600 Neville OTTER				Kawasaki ZX6R - SB Racing			
IDEAL LAP TIME : 2:12.279		BEST LAP TIME : 2:12.279		DIFFERENCE : 0.000			
LAP	SECTOR 1	SECTOR 2	SECTOR 3	LAP TIME	MPH	DIFF	TIME OF DAY
1 -		1:00.480	30.677	3:05.733	47.16	53.454	13:16:37.681
2 -	43.502	1:00.797	30.865	2:15.164 (3)	64.80	2.885	13:18:52.845
3 -	43.435	1:00.257	30.921	2:14.613 (2)	65.07	2.334	13:21:07.458
4 -	42.895	59.070	30.314	2:12.279 (1)	66.22		13:23:19.737

P25 108 R1000 Antony HUNTER				Kawasaki ZX10 - Uncletoms motoring centre			
IDEAL LAP TIME : 1:43.932		BEST LAP TIME : 1:45.579		DIFFERENCE : 1.647			
LAP	SECTOR 1	SECTOR 2	SECTOR 3	LAP TIME	MPH	DIFF	TIME OF DAY
1 -			24.583	1:51.561	78.52	5.982	13:15:23.509
2 -	34.545	47.963	24.322	1:46.830 (2)	81.99	1.251	13:17:10.339
3 -	34.224	47.321	24.034	1:45.579 (1)	82.96		13:18:55.918

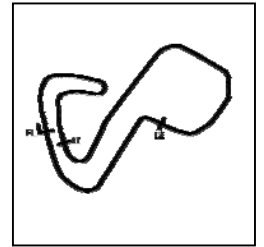
Weather / Track : Cloudy / Drying

Brands Hatch GP
Circuit Length = 2.4332 miles
Start: 13:13 Flag 13:22 End: 13:24

BMCRC - MRO Championships 2020 - Rnd 4 @ Brands Hatch GP

L&W Contractors Rookie 600 & 1000

RACE 3 - SECTOR ANALYSIS



SECTOR 1 = FL to I1, SECTOR 2 = I1 to I2, SECTOR 3 = I2 to FL, DIFF = Difference To Personal Best Lap, P = Crossed Finish Line in Pit Lane, D = Time Disallowed

P26	86	R1000	Frederico LOPES	Yamaha R1 - FLR Procurement Ltd			
IDEAL LAP TIME :		BEST LAP TIME :		DIFFERENCE :			
LAP	SECTOR 1	SECTOR 2	SECTOR 3	LAP TIME	MPH	DIFF	TIME OF DAY
1 -			26.304	2:01.294	72.21		13:15:33.242

Weather / Track : Cloudy / Drying

Results can be found at www.tsl-timing.com

Page 5 of 5

Brands Hatch GP
Circuit Length = 2.4332 miles
Start: 13:13 Flag 13:22 End: 13:24

Printed - 13:25 Saturday, 03 October 2020

BMCRC - MRO Championships 2020 - Rnd 4 @ Brands Hatch GP

L&W Contractors Rookie 600 & 1000

RACE 3 - BEST SECTORS

SECTOR 1			SECTOR 2			SECTOR 3			IDEAL / BEST COMPARISON						
POS	NO	NAME	TIME	NO	NAME	TIME	NO	NAME	TIME	POS	NO	NAME	IDEAL	BEST	DIFF
													PERFECT LAP	1:43.778	
1	132	GILBERT	33.558	108	HUNTER	46.186	108	HUNTER	24.034	1	108	HUNTER	1:43.932	1:45.579	1.647
2	108	HUNTER	33.712	132	GILBERT	46.939	710	CRAWSHAW	24.037	2	132	GILBERT	1:45.069	1:45.805	0.736
3	710	CRAWSHAW	34.587	710	CRAWSHAW	47.175	132	GILBERT	24.572	3	710	CRAWSHAW	1:45.799	1:46.053	0.254
4	123	VINCER	34.658	100	FRETWELL	48.327	100	FRETWELL	24.672	4	100	FRETWELL	1:47.684	1:47.843	0.159
5	100	FRETWELL	34.685	123	VINCER	48.945	201	WEST	24.829	5	123	VINCER	1:48.735	1:49.539	0.804
6	201	WEST	35.033	696	MARIETTE	49.151	220	BATSON	24.918	6	220	BATSON	1:49.947	1:50.417	0.470
7	717	WALSH	35.062	10	DENT	49.351	123	VINCER	25.132	7	201	WEST	1:50.228	1:50.816	0.588
8	220	BATSON	35.438	220	BATSON	49.591	93	BOTTO	25.215	8	696	MARIETTE	1:50.331	1:51.138	0.807
9	93	BOTTO	35.624	78	FORBES-COWDRY	49.707	696	MARIETTE	25.249	9	10	DENT	1:50.546	1:50.832	0.286
10	10	DENT	35.882	619	DOOLAN	49.954	10	DENT	25.313	10	93	BOTTO	1:51.256	1:52.207	0.951
11	696	MARIETTE	35.931	66	HILL	50.311	619	DOOLAN	25.465	11	619	DOOLAN	1:51.730	1:52.707	0.977
12	619	DOOLAN	36.311	201	WEST	50.366	66	HILL	25.620	12	78	FORBES-COWDRY	1:51.958	1:52.570	0.612
13	78	FORBES-COWDRY	36.344	93	BOTTO	50.417	717	WALSH	25.852	13	66	HILL	1:52.390	1:52.727	0.337
14	66	HILL	36.459	182	NIKOLYUKIN	50.689	78	FORBES-COWDRY	25.907	14	717	WALSH	1:52.633	1:52.865	0.232
15	182	NIKOLYUKIN	36.852	72	HEMPHILL	51.241	228	McFADDEN	26.022	15	182	NIKOLYUKIN	1:53.912	1:54.091	0.179
16	72	HEMPHILL	36.987	717	WALSH	51.719	86	LOPES	26.304	16	72	HEMPHILL	1:54.866	1:55.823	0.957
17	228	McFADDEN	36.998	228	McFADDEN	52.556	182	NIKOLYUKIN	26.371	17	228	McFADDEN	1:55.576	1:55.860	0.284
18	49	CHAYTOR	38.260	49	CHAYTOR	52.751	72	HEMPHILL	26.638	18	49	CHAYTOR	1:58.482	1:58.482	0.000
19	636	MILLS	38.324	180	OVEL	53.972	180	OVEL	27.260	19	636	MILLS	1:59.931	2:00.519	0.588
20	180	OVEL	38.921	636	MILLS	54.065	49	CHAYTOR	27.471	20	180	OVEL	2:00.153	2:00.153	0.000
21	105	STONARD	39.659	186	WILKINSON	54.496	186	WILKINSON	27.477	21	186	WILKINSON	2:01.855	2:02.870	1.015
22	186	WILKINSON	39.882	105	STONARD	54.536	636	MILLS	27.542	22	105	STONARD	2:02.227	2:02.549	0.322
23	222	ROOKE	40.230	222	ROOKE	55.163	105	STONARD	28.032	23	222	ROOKE	2:03.562	2:03.562	0.000
24	259	OTTER	42.895	259	OTTER	59.070	222	ROOKE	28.169	24	259	OTTER	2:12.279	2:12.279	0.000
25							259	OTTER	30.314	25	60	STERLING		1:54.095	
26										26	86	LOPES			

Weather / Track : Cloudy / Drying

Results can be found at www.tsl-timing.com

Brands Hatch GP

Circuit Length = 2.4332 miles

Start: 13:13 Flag 13:22 End: 13:24

Printed - 13:25 Saturday, 03 October 2020

BMCRC - MRO Championships 2020 - Rnd 4 @ Brands Hatch GP

L&W Contractors Rookie 600 & 1000

RACE 3 - STATISTICS

Competitors Started 26
Planned Start 2020-10-03 @ 12:15:00.000
Actual Start 2020-10-03 @ 13:13:31.947
Finish Time 2020-10-03 @ 13:22:32.515
Track Length 2.4332mi.
Total Laps 119
Total Distance Covered 289.5614mi.

Session Fastest Lap History

NO	CL	NAME	LAP TIME	TIME OF DAY	LAP	VEHICLE
108	R1000	Antony HUNTER	1:46.830	13:17:10.350	2	Kawasaki ZX10
132	R600	Mitchell GILBERT	1:46.111	13:17:52.910	2	Suzuki GSXR 600
108	R1000	Antony HUNTER	1:45.579	13:18:55.929	3	Kawasaki ZX10

Session Leader History

NO	CL	NAME	FROM LAP	LAPS LED	DISTANCE	VEHICLE
108	R1000	Antony HUNTER	1	3	7.29 miles	Kawasaki ZX10
710	R1000	James CRAWSHAW	4	2	4.86 miles	Kawasaki ZX10R

Flag History

TYPE	TIME OF DAY
GREEN	13:13:31.947
FINISH	13:22:32.515

Flag Statistics

TYPE	COUNT	TOTAL LAPS	TOTAL TIME
Green	1	5	10:50.695
Red	0	0	0.000
Safety Car	0	0	0.000
FCY	0	0	0.000

BMCRC - MRO Championships 2020 - Rnd 4 @ Brands Hatch GP

L&W Contractors Rookie 600 & 1000

RACE 3 - STATISTICS

CLASS : R1000

14 Starters

Fastest Lap History

NO	NAME	LAP TIME	TIME OF DAY	LAP	VEHICLE
108	Antony HUNTER	1:46.830	13:17:10.350	2	Kawasaki ZX10
108	Antony HUNTER	1:45.579	13:18:55.929	3	Kawasaki ZX10

Leader History

NO	NAME	FROM LAP	LAPS LED	DISTANCE	VEHICLE
108	Antony HUNTER	1	3	7.29 miles	Kawasaki ZX10
710	James CRAWSHAW	4	2	4.86 miles	Kawasaki ZX10R

BMCRC - MRO Championships 2020 - Rnd 4 @ Brands Hatch GP

L&W Contractors Rookie 600 & 1000

RACE 3 - STATISTICS

CLASS : R600

12 Starters

Fastest Lap History

NO	NAME	LAP TIME	TIME OF DAY	LAP	VEHICLE
132	Mitchell GILBERT	1:46.111	13:17:52.910	2	Suzuki GSXR 600
132	Mitchell GILBERT	1:45.805	13:23:14.396	5	Suzuki GSXR 600

Leader History

NO	NAME	FROM LAP	LAPS LED	DISTANCE	VEHICLE
132	Mitchell GILBERT	1	5	12.16 miles	Suzuki GSXR 600

BMCRC - MRO Championships 2020 - Rnd 4 @ Brands Hatch GP

L&W Contractors Rookie 600 & 1000

RACE 14 - GRID (5 Laps)



CONTRACTORS LTD

ROW 12	36	455	Wayne APPS	35	68	Aaron WRIGHT	34	158	Ben LOGAN				
ROW 11				2:12.279			2:02.870		2:02.549				
ROW 10					33	259	Neville OTTER	32	186	Stephen WILKINSON	31	105	Benjamin STONARD
ROW 9				2:00.519			1:58.482		1:55.860				
ROW 8					30	636	Matthew MILLS	29	49	Oli CHAYTOR	28	228	Paul McFADDEN
ROW 7				1:55.823			1:52.865		1:52.570				
ROW 6					27	72	James HEMPHILL	26	717	Timothy WALSH	25	78	Scott FORBES-COWDRY
ROW 5				1:51.138			1:50.417		1:45.805				
ROW 4					24	696	Jason MARIETTE	23	220	Marc BATSON	22	132	Mitchell GILBERT
ROW 3					21			20			19		
ROW 2					18			17			16		
ROW 1													
ROW 5					15	33	Tony FOUNTAIN	14	86	Frederico LOPES	13	222	Phil ROOKE
ROW 4				2:03.562									
ROW 3					12	180	Mark OVEL	11	60	Andrew STERLING	10	182	Vladimir NIKOLYUKIN
ROW 2				2:00.153			1:54.095		1:54.091				
ROW 1					9	66	Jonny HILL	8	619	Keith DOOLAN	7	93	Tony BOTTO
ROW 12				1:52.727			1:52.707		1:52.207				
ROW 11					6	10	Matthew DENT	5	201	Scott WEST	4	123	James VINCER
ROW 10				1:50.832			1:50.816		1:49.539				
ROW 9					3	100	Kenny FRETWELL	2	710	James CRAWSHAW	1	108	Antony HUNTER
ROW 8				1:47.843			1:46.053		1:45.579				
ROW 7													
ROW 6													
ROW 5													
ROW 4													
ROW 3													
ROW 2													
ROW 1													
Pole													

Brands Hatch GP
Circuit Length = 2.4332 miles

These results are provisional until the conclusion of any judicial and technical matters.

Clerk Of Course :	Steward :	Timekeeper :
-------------------	-----------	--------------

Results can be found at www.tsl-timing.com

Printed - 13:27 Saturday, 03 October 2020



BMCRC - MRO Championships 2020 - Rnd 4 @ Brands Hatch GP

L&W Contractors Rookie 600 & 1000

RACE 14 - CLASSIFICATION



CONTRACTORS LTD

POS	NO	CL	PIC	NAME	ENTRY	LAPS	TIME	GAP	DIFF	MPH	BEST	ON
1	710	R1000	1	James CRAWSHAW	Kawasaki ZX10R -	5	8:17.219			88.08	1:36.732	4
2	100	R1000	2	Kenny FRETWELL	Suzuki GSXR 1000 -	5	8:23.527	6.308	6.308	86.98	1:37.833	5
3	108	R1000	3	Antony HUNTER	Kawasaki ZX10 - Uncletoms motoring centre	5	8:27.190	9.971	3.663	86.35	1:38.214	5
4	10	R1000	4	Matthew DENT	Yamaha R1 - Chiswick Honda	5	8:27.490	10.271	0.300	86.30	1:38.984	4
5	123	R1000	5	James VINCER	Yamaha YZFR1 -	5	8:43.808	26.589	16.318	83.61	1:42.861	2
6	619	R1000	6	Keith DOOLAN	Kawasaki ZX10R - Quinton contracts	5	8:49.597	32.378	5.789	82.70	1:42.977	5
7	93	R1000	7	Tony BOTTO	Suzuki GSXR 1000 K8 - TB Motorcycles	5	8:49.887	32.668	0.290	82.65	1:43.529	4
8	66	R1000	8	Jonny HILL	Honda CBR1000 RR - Michael J Lonsdale Group	5	8:50.014	32.795	0.127	82.63	1:43.104	5
9	201	R1000	9	Scott WEST	BMW S1000RR -	5	8:50.599	33.380	0.585	82.54	1:43.171	5
10	60	R1000	10	Andrew STERLING	BMW S1000RR - Hookup-solutions	5	8:51.471	34.252	0.872	82.41	1:43.549	5
11	182	R1000	11	Vladimir NIKOLYUKIN	BMW S1000RR -	5	9:04.376	47.157	12.905	80.45	1:46.589	3
12	696	R600	1	Jason MARIETTE	Yamaha YZF-R6 -	5	9:10.776	53.557	6.400	79.52	1:39.748	5
13	132	R600	2	Mitchell GILBERT	Suzuki GSXR 600 -	5	9:11.117	53.898	0.341	79.47	1:40.113	5
14	220	R600	3	Marc BATSON	Yamaha R6 - batsonelectrical contractors ltd	5	9:14.688	57.469	3.571	78.96	1:41.017	5
15	180	R1000	12	Mark OVEL	Yamaha YZFR1 -	5	9:27.246	1:10.027	12.558	77.21	1:51.021	5
16	717	R600	4	Timothy WALSH	Triumph 675 - T P WALSH PHE	5	9:38.058	1:20.839	10.812	75.76	1:44.487	3
17	78	R600	5	Scott FORBES-COWDRY	Yamaha R6 13S -	5	9:38.850	1:21.631	0.792	75.66	1:45.342	5
18	72	R600	6	James HEMPHILL	Yamaha R6 5EB -	5	9:38.873	1:21.654	0.023	75.66	1:45.614	2
19	636	R600	7	Matthew MILLS	Kawasaki ZX6R -	5	9:59.629	1:42.410	20.756	73.04	1:49.119	5
20	105	R600	8	Benjamin STONARD	Yamaha R6 -	4	8:22.824	1 Lap	1 Lap	69.68	1:53.895	4
21	228	R600	9	Paul McFADDEN	Kawasaki ZX6 -	4	8:23.207	1 Lap	0.383	69.63	1:53.388	3
22	259	R600	10	Neville OTTER	Kawasaki ZX6R - SB Racing	4	8:26.313	1 Lap	3.106	69.20	1:54.111	4
23	186	R600	11	Stephen WILKINSON	Honda CBR 600 F -	4	8:28.903	1 Lap	2.590	68.85	1:54.057	2

NOT CLASSIFIED

DNF	222	R1000		Phil ROOKE	Honda CBR1000RR - CLEARWAY TRAFFIC SOLU	3	5:44.272	2 Laps	1 Lap	76.33	1:51.574	2
-----	-----	-------	--	------------	---	---	----------	--------	-------	-------	----------	---

FASTEST LAP

	710	R1000		James CRAWSHAW	Kawasaki ZX10R -	4	1:36.732			90.55 mph	145.73 kph	
	696	R600		Jason MARIETTE	Yamaha YZF-R6 -	5	1:39.748			87.81 mph	141.33 kph	

Class R1000 - 92.5% of Race Speed = 81.47 mph

Class R600 - 92.5% of Race Speed = 73.55 mph

Brands Hatch GP

Circuit Length = 2.4332 miles

Start: 16:49 Flag 16:57 End: 16:59

Weather / Track : Cloudy / Dry

These results are provisional until the conclusion of any judicial and technical matters.

Clerk Of Course :	Steward :	Timekeeper :
-------------------	-----------	--------------

Results can be found at www.tsl-timing.com

Printed - 16:59 Saturday, 03 October 2020



BMCRC - MRO Championships 2020 - Rnd 4 @ Brands Hatch GP

L&W Contractors Rookie 600 & 1000

RACE 14 - LAP CHART

LAP 1 @ 16:51:01.017

NO	BEHIND	LAP TIME
710		1:43.224
10	4.385	1:47.609
100	4.534	1:47.758
108	4.638	1:47.862
123	6.534	1:49.758
619	9.612	1:52.836
66	9.816	1:53.040
93	10.092	1:53.316
60	11.110	1:54.334
182	11.992	1:55.216
201	12.266	1:55.490
180	16.012	1:59.236
222	16.928	2:00.152
132	43.408	2:26.632
220	44.206	2:27.430
696	44.853	2:28.077
72	48.191	2:31.415
78	50.053	2:33.277
717	50.408	2:33.632
105	57.492	2:40.716
636	57.935	2:41.159
228	58.166	2:41.390
259	1:00.057	2:43.281
186	1:00.696	2:43.920

LAP 2 @ 16:52:37.884

NO	BEHIND	LAP TIME
710		1:36.867
10	8.294	1:40.776
100	8.469	1:40.802
108	9.366	1:41.595
123	12.528	1:42.861
66	17.922	1:44.973
619	18.157	1:45.412
93	18.416	1:45.191
60	18.840	1:44.597
201	19.458	1:44.059
182	22.405	1:47.280
180	31.513	1:52.368
222	31.635	1:51.574
132	48.615	1:42.074
220	48.934	1:41.595
696	49.327	1:41.341
72	56.938	1:45.614
717	59.680	1:46.139
78	1:00.846	1:47.660
636	1:11.693	1:50.625
105	1:14.869	1:54.244
228	1:16.118	1:54.819
186	1:17.886	1:54.057
259	1:17.933	1:54.743

LAP 3 @ 16:54:15.516

NO	BEHIND	LAP TIME
710		1:37.632
100	9.828	1:38.991
10	10.309	1:39.647
108	11.978	1:40.244
123	18.745	1:43.849
93	24.897	1:44.113
66	25.098	1:44.808

619	25.775	1:45.250	636	1:42.410	1:49.119
60	26.246	1:45.038			
201	26.398	1:44.572			
182	31.362	1:46.589			
222	46.549	1:52.546			
180	46.926	1:53.045			
132	52.207	1:41.224			
220	52.632	1:41.330			
696	52.991	1:41.296			
72	1:06.429	1:47.123			
717	1:06.535	1:44.487			
78	1:09.708	1:46.494			
636	1:23.439	1:49.378			
105	1:31.206	1:53.969			
228	1:31.874	1:53.388			
259	1:34.479	1:54.178			
186	1:35.573	1:55.319			

LAP 4 @ 16:55:52.248

NO	BEHIND	LAP TIME
710		1:36.732
100	11.239	1:38.143
10	12.561	1:38.984
108	14.521	1:39.275
123	25.721	1:43.708
93	31.694	1:43.529
619	32.165	1:43.122
66	32.455	1:44.089
201	32.973	1:43.307
60	33.467	1:43.953
182	42.197	1:47.567
132	56.549	1:41.074
696	56.573	1:40.314
220	59.216	1:43.316
180	1:01.770	1:51.576
72	1:17.148	1:47.451
717	1:17.422	1:47.619
78	1:19.053	1:46.077
636	1:36.055	1:49.348

LAP 5 @ 16:57:35.012

NO	BEHIND	LAP TIME
710		1:42.764
105	1 Lap	1:53.895
228	1 Lap	1:53.610
100	6.308	1:37.833
259	1 Lap	1:54.111
108	9.971	1:38.214
10	10.271	1:40.474
186	1 Lap	1:55.607
123	26.589	1:43.632
619	32.378	1:42.977
93	32.668	1:43.738
66	32.795	1:43.104
201	33.380	1:43.171
60	34.252	1:43.549
182	47.157	1:47.724
696	53.557	1:39.748
132	53.898	1:40.113
220	57.469	1:41.017
180	1:10.027	1:51.021
717	1:20.839	1:46.181
78	1:21.631	1:45.342
72	1:21.654	1:47.270

Weather / Track : Cloudy / Dry

Results can be found at www.tsl-timing.com

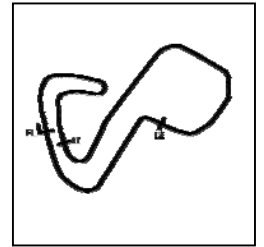
Brands Hatch GP
Circuit Length = 2.4332 miles
Start: 16:49 Flag 16:57 End: 16:59

Printed - 17:00 Saturday, 03 October 2020

BMCRC - MRO Championships 2020 - Rnd 4 @ Brands Hatch GP

L&W Contractors Rookie 600 & 1000

RACE 14 - SECTOR ANALYSIS



SECTOR 1 = FL to I1, SECTOR 2 = I1 to I2, SECTOR 3 = I2 to FL, DIFF = Difference To Personal Best Lap, P = Crossed Finish Line in Pit Lane, D = Time Disallowed

P1 710 R1000 James CRAWSHAW		Kawasaki ZX10R -					
IDEAL LAP TIME : 1:36.580		BEST LAP TIME : 1:36.732		DIFFERENCE : 0.152			
LAP	SECTOR 1	SECTOR 2	SECTOR 3	LAP TIME	MPH	DIFF	TIME OF DAY
1 -			22.638	1:43.224	84.86	6.492	16:51:01.017
2 -	31.002	43.429	22.436	1:36.867 (2)	90.43	0.135	16:52:37.884
3 -	31.812	43.470	22.350	1:37.632 (3)	89.72	0.900	16:54:15.516
4 -	31.154	43.375	22.203	1:36.732 (1)	90.55		16:55:52.248
5 -	35.217	45.221	22.326	1:42.764	85.24	6.032	16:57:35.012

P2 100 R1000 Kenny FRETWELL		Suzuki GSXR 1000 -					
IDEAL LAP TIME : 1:37.689		BEST LAP TIME : 1:37.833		DIFFERENCE : 0.144			
LAP	SECTOR 1	SECTOR 2	SECTOR 3	LAP TIME	MPH	DIFF	TIME OF DAY
1 -			23.399	1:47.758	81.29	9.925	16:51:05.551
2 -	32.454	45.379	22.969	1:40.802	86.90	2.969	16:52:46.353
3 -	31.893	44.216	22.882	1:38.991 (3)	88.49	1.158	16:54:25.344
4 -	31.297	44.152	22.694	1:38.143 (2)	89.25	0.310	16:56:03.487
5 -	31.069	43.926	22.838	1:37.833 (1)	89.53		16:57:41.320

P3 108 R1000 Antony HUNTER		Kawasaki ZX10 - Uncletoms motoring centre					
IDEAL LAP TIME : 1:38.201		BEST LAP TIME : 1:38.214		DIFFERENCE : 0.013			
LAP	SECTOR 1	SECTOR 2	SECTOR 3	LAP TIME	MPH	DIFF	TIME OF DAY
1 -			24.172	1:47.862	81.21	9.648	16:51:05.655
2 -	33.175	45.054	23.366	1:41.595	86.22	3.381	16:52:47.250
3 -	32.512	44.547	23.185	1:40.244 (3)	87.38	2.030	16:54:27.494
4 -	32.073	44.155	23.047	1:39.275 (2)	88.23	1.061	16:56:06.769
5 -	31.640	43.514	23.060	1:38.214 (1)	89.19		16:57:44.983

P4 10 R1000 Matthew DENT		Yamaha R1 - Chiswick Honda					
IDEAL LAP TIME : 1:38.984		BEST LAP TIME : 1:38.984		DIFFERENCE : 0.000			
LAP	SECTOR 1	SECTOR 2	SECTOR 3	LAP TIME	MPH	DIFF	TIME OF DAY
1 -			23.477	1:47.609	81.40	8.625	16:51:05.402
2 -	32.476	45.134	23.166	1:40.776	86.92	1.792	16:52:46.178
3 -	31.897	44.725	23.025	1:39.647 (2)	87.90	0.663	16:54:25.825
4 -	31.733	44.254	22.997	1:38.984 (1)	88.49		16:56:04.809
5 -	31.841	45.120	23.513	1:40.474 (3)	87.18	1.490	16:57:45.283

P5 123 R1000 James VINCER		Yamaha YZFR1 -					
IDEAL LAP TIME : 1:42.861		BEST LAP TIME : 1:42.861		DIFFERENCE : 0.000			
LAP	SECTOR 1	SECTOR 2	SECTOR 3	LAP TIME	MPH	DIFF	TIME OF DAY
1 -			23.863	1:49.758	79.81	6.897	16:51:07.551
2 -	32.416	46.695	23.750	1:42.861 (1)	85.16		16:52:50.412
3 -	33.011	46.853	23.985	1:43.849	84.35	0.988	16:54:34.261
4 -	32.810	47.105	23.793	1:43.708 (3)	84.46	0.847	16:56:17.969
5 -	32.757	46.977	23.898	1:43.632 (2)	84.52	0.771	16:58:01.601

P6 619 R1000 Keith DOOLAN		Kawasaki ZX10R - Quinton contracts					
IDEAL LAP TIME : 1:42.694		BEST LAP TIME : 1:42.977		DIFFERENCE : 0.283			
LAP	SECTOR 1	SECTOR 2	SECTOR 3	LAP TIME	MPH	DIFF	TIME OF DAY
1 -			24.526	1:52.836	77.63	9.859	16:51:10.629
2 -	34.197	46.579	24.636	1:45.412	83.10	2.435	16:52:56.041
3 -	34.802	46.722	23.726	1:45.250 (3)	83.22	2.273	16:54:41.291
4 -	33.090	46.247	23.785	1:43.122 (2)	84.94	0.145	16:56:24.413
5 -	32.721	46.301	23.955	1:42.977 (1)	85.06		16:58:07.390

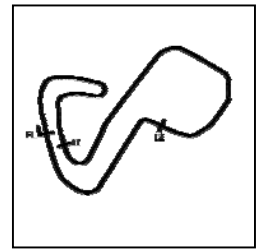
Weather / Track : Cloudy / Dry

Brands Hatch GP
Circuit Length = 2.4332 miles
Start: 16:49 Flag 16:57 End: 16:59

BMCRC - MRO Championships 2020 - Rnd 4 @ Brands Hatch GP

L&W Contractors Rookie 600 & 1000

RACE 14 - SECTOR ANALYSIS



SECTOR 1 = FL to I1, SECTOR 2 = I1 to I2, SECTOR 3 = I2 to FL, DIFF = Difference To Personal Best Lap, P = Crossed Finish Line in Pit Lane, D = Time Disallowed

P7 93 R1000 Tony BOTTO				Suzuki GSXR 1000 K8 - TB Motorcycles			
IDEAL LAP TIME : 1:42.636		BEST LAP TIME : 1:43.529		DIFFERENCE : 0.893			
LAP	SECTOR 1	SECTOR 2	SECTOR 3	LAP TIME	MPH	DIFF	TIME OF DAY
1 -			25.366	1:53.316	77.30	9.787	16:51:11.109
2 -	34.499	46.283	24.409	1:45.191	83.27	1.662	16:52:56.300
3 -	33.804	46.173	24.136	1:44.113 (3)	84.13	0.584	16:54:40.413
4 -	32.734	46.563	24.232	1:43.529 (1)	84.61		16:56:23.942
5 -	33.792	46.217	23.729	1:43.738 (2)	84.44	0.209	16:58:07.680

P8 66 R1000 Jonny HILL				Honda CBR1000 RR - Michael J Lonsdale Group			
IDEAL LAP TIME : 1:43.043		BEST LAP TIME : 1:43.104		DIFFERENCE : 0.061			
LAP	SECTOR 1	SECTOR 2	SECTOR 3	LAP TIME	MPH	DIFF	TIME OF DAY
1 -			24.102	1:53.040	77.49	9.936	16:51:10.833
2 -	33.634	46.760	24.579	1:44.973	83.44	1.869	16:52:55.806
3 -	34.539	46.794	23.475	1:44.808 (3)	83.57	1.704	16:54:40.614
4 -	33.072	46.665	24.352	1:44.089 (2)	84.15	0.985	16:56:24.703
5 -	33.133	46.610	23.361	1:43.104 (1)	84.96		16:58:07.807

P9 201 R1000 Scott WEST				BMW S1000RR -			
IDEAL LAP TIME : 1:42.755		BEST LAP TIME : 1:43.171		DIFFERENCE : 0.416			
LAP	SECTOR 1	SECTOR 2	SECTOR 3	LAP TIME	MPH	DIFF	TIME OF DAY
1 -			23.881	1:55.490	75.84	12.319	16:51:13.283
2 -	33.126	47.326	23.607	1:44.059 (3)	84.18	0.888	16:52:57.342
3 -	33.618	47.404	23.550	1:44.572	83.76	1.401	16:54:41.914
4 -	32.772	46.604	23.931	1:43.307 (2)	84.79	0.136	16:56:25.221
5 -	33.027	46.765	23.379	1:43.171 (1)	84.90		16:58:08.392

P10 60 R1000 Andrew STERLING				BMW S1000RR - Hookup-solutions			
IDEAL LAP TIME : 1:43.432		BEST LAP TIME : 1:43.549		DIFFERENCE : 0.117			
LAP	SECTOR 1	SECTOR 2	SECTOR 3	LAP TIME	MPH	DIFF	TIME OF DAY
1 -			24.760	1:54.334	76.61	10.785	16:51:12.127
2 -	33.827	46.641	24.129	1:44.597 (3)	83.74	1.048	16:52:56.724
3 -	33.875	47.309	23.854	1:45.038	83.39	1.489	16:54:41.762
4 -	33.274	46.533	24.146	1:43.953 (2)	84.26	0.404	16:56:25.715
5 -	33.134	46.650	23.765	1:43.549 (1)	84.59		16:58:09.264

P11 182 R1000 Vladimir NIKOLYUKIN				BMW S1000RR -			
IDEAL LAP TIME : 1:46.552		BEST LAP TIME : 1:46.589		DIFFERENCE : 0.037			
LAP	SECTOR 1	SECTOR 2	SECTOR 3	LAP TIME	MPH	DIFF	TIME OF DAY
1 -			24.855	1:55.216	76.02	8.627	16:51:13.009
2 -	34.562	47.838	24.880	1:47.280 (2)	81.65	0.691	16:53:00.289
3 -	34.326	47.371	24.892	1:46.589 (1)	82.18		16:54:46.878
4 -	34.949	47.608	25.010	1:47.567 (3)	81.43	0.978	16:56:34.445
5 -	34.672	48.033	25.019	1:47.724	81.31	1.135	16:58:22.169

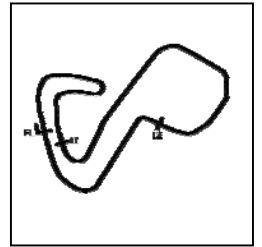
P12 696 R600 Jason MARIETTE				Yamaha YZF-R6 -			
IDEAL LAP TIME : 1:39.414		BEST LAP TIME : 1:39.748		DIFFERENCE : 0.334			
LAP	SECTOR 1	SECTOR 2	SECTOR 3	LAP TIME	MPH	DIFF	TIME OF DAY
1 -		45.652	23.711	2:28.077	59.15	48.329	16:51:45.870
2 -	32.648	45.347	23.346	1:41.341	86.43	1.593	16:53:27.211
3 -	32.612	45.593	23.091	1:41.296 (3)	86.47	1.548	16:55:08.507
4 -	32.212	44.847	23.255	1:40.314 (2)	87.32	0.566	16:56:48.821
5 -	32.546	44.163	23.039	1:39.748 (1)	87.81		16:58:28.569

Weather / Track : Cloudy / Dry

BMCRC - MRO Championships 2020 - Rnd 4 @ Brands Hatch GP

L&W Contractors Rookie 600 & 1000

RACE 14 - SECTOR ANALYSIS



SECTOR 1 = FL to I1, SECTOR 2 = I1 to I2, SECTOR 3 = I2 to FL, DIFF = Difference To Personal Best Lap, P = Crossed Finish Line in Pit Lane, D = Time Disallowed

P13 132 R600 Mitchell GILBERT				Suzuki GSXR 600 -			
IDEAL LAP TIME : 1:39.140		BEST LAP TIME : 1:40.113		DIFFERENCE : 0.973			
LAP	SECTOR 1	SECTOR 2	SECTOR 3	LAP TIME	MPH	DIFF	TIME OF DAY
1 -		45.442	23.838	2:26.632	59.74	46.519	16:51:44.425
2 -	33.163	45.235	23.676	1:42.074	85.81	1.961	16:53:26.499
3 -	32.787	44.948	23.489	1:41.224 (3)	86.53	1.111	16:55:07.723
4 -	32.368	45.010	23.696	1:41.074 (2)	86.66	0.961	16:56:48.797
5 -	33.341	43.543	23.229	1:40.113 (1)	87.49		16:58:28.910

P14 220 R600 Marc BATSON				Yamaha R6 - batsonelctrical contractors ltd			
IDEAL LAP TIME : 1:40.629		BEST LAP TIME : 1:41.017		DIFFERENCE : 0.388			
LAP	SECTOR 1	SECTOR 2	SECTOR 3	LAP TIME	MPH	DIFF	TIME OF DAY
1 -		46.068	23.500	2:27.430	59.41	46.413	16:51:45.223
2 -	32.707	45.648	23.240	1:41.595 (3)	86.22	0.578	16:53:26.818
3 -	32.487	45.785	23.058	1:41.330 (2)	86.44	0.313	16:55:08.148
4 -	32.439	47.151	23.726	1:43.316	84.78	2.299	16:56:51.464
5 -	32.364	45.207	23.446	1:41.017 (1)	86.71		16:58:32.481

P15 180 R1000 Mark OVEL				Yamaha YZFR1 -			
IDEAL LAP TIME : 1:50.600		BEST LAP TIME : 1:51.021		DIFFERENCE : 0.421			
LAP	SECTOR 1	SECTOR 2	SECTOR 3	LAP TIME	MPH	DIFF	TIME OF DAY
1 -			25.773	1:59.236	73.46	8.215	16:51:17.029
2 -	36.112	50.215	26.041	1:52.368 (3)	77.95	1.347	16:53:09.397
3 -	36.311	50.960	25.774	1:53.045	77.48	2.024	16:55:02.442
4 -	35.730	49.600	26.246	1:51.576 (2)	78.51	0.555	16:56:54.018
5 -	35.557	50.021	25.443	1:51.021 (1)	78.90		16:58:45.039

P16 717 R600 Timothy WALSH				Triumph 675 - T P WALSH PHE			
IDEAL LAP TIME : 1:44.416		BEST LAP TIME : 1:44.487		DIFFERENCE : 0.071			
LAP	SECTOR 1	SECTOR 2	SECTOR 3	LAP TIME	MPH	DIFF	TIME OF DAY
1 -		48.082	25.001	2:33.632	57.01	49.145	16:51:51.425
2 -	34.581	47.413	24.145	1:46.139 (2)	82.53	1.652	16:53:37.564
3 -	33.348	46.923	24.216	1:44.487 (1)	83.83		16:55:22.051
4 -	34.499	48.161	24.959	1:47.619	81.39	3.132	16:57:09.670
5 -	33.559	48.382	24.240	1:46.181 (3)	82.49	1.694	16:58:55.851

P17 78 R600 Scott FORBES-COWDRY				Yamaha R6 13S -			
IDEAL LAP TIME : 1:45.243		BEST LAP TIME : 1:45.342		DIFFERENCE : 0.099			
LAP	SECTOR 1	SECTOR 2	SECTOR 3	LAP TIME	MPH	DIFF	TIME OF DAY
1 -		47.846	25.055	2:33.277	57.15	47.935	16:51:51.070
2 -	35.307	47.708	24.645	1:47.660	81.36	2.318	16:53:38.730
3 -	34.584	47.211	24.699	1:46.494 (3)	82.25	1.152	16:55:25.224
4 -	34.641	46.931	24.505	1:46.077 (2)	82.58	0.735	16:57:11.301
5 -	33.961	46.777	24.604	1:45.342 (1)	83.15		16:58:56.643

P18 72 R600 James HEMPHILL				Yamaha R6 5EB -			
IDEAL LAP TIME : 1:44.955		BEST LAP TIME : 1:45.614		DIFFERENCE : 0.659			
LAP	SECTOR 1	SECTOR 2	SECTOR 3	LAP TIME	MPH	DIFF	TIME OF DAY
1 -		46.597	24.729	2:31.415	57.85	45.801	16:51:49.208
2 -	33.700	47.144	24.770	1:45.614 (1)	82.94		16:53:34.822
3 -	34.378	47.624	25.121	1:47.123 (2)	81.77	1.509	16:55:21.945
4 -	34.119	48.169	25.163	1:47.451	81.52	1.837	16:57:09.396
5 -	34.863	47.749	24.658	1:47.270 (3)	81.66	1.656	16:58:56.666

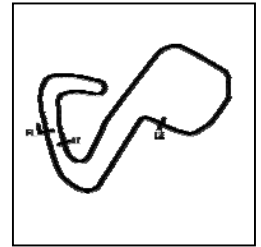
Weather / Track : Cloudy / Dry

Brands Hatch GP
Circuit Length = 2.4332 miles
Start: 16:49 Flag 16:57 End: 16:59

BMCRC - MRO Championships 2020 - Rnd 4 @ Brands Hatch GP

L&W Contractors Rookie 600 & 1000

RACE 14 - SECTOR ANALYSIS



SECTOR 1 = FL to I1, SECTOR 2 = I1 to I2, SECTOR 3 = I2 to FL, DIFF = Difference To Personal Best Lap, P = Crossed Finish Line in Pit Lane, D = Time Disallowed

P19 636 R600 Matthew MILLS				Kawasaki ZX6R -			
IDEAL LAP TIME : 1:48.507		BEST LAP TIME : 1:49.119		DIFFERENCE : 0.612			
LAP	SECTOR 1	SECTOR 2	SECTOR 3	LAP TIME	MPH	DIFF	TIME OF DAY
1 -		51.667	26.286	2:41.159	54.35	52.040	16:51:58.952
2 -	36.159	49.193	25.273	1:50.625	79.18	1.506	16:53:49.577
3 -	34.646	49.209	25.523	1:49.378 (3)	80.08	0.259	16:55:38.955
4 -	35.445	48.967	24.936	1:49.348 (2)	80.10	0.229	16:57:28.303
5 -	34.604	49.108	25.407	1:49.119 (1)	80.27		16:59:17.422

P20 105 R600 Benjamin STONARD				Yamaha R6 -			
IDEAL LAP TIME : 1:53.575		BEST LAP TIME : 1:53.895		DIFFERENCE : 0.320			
LAP	SECTOR 1	SECTOR 2	SECTOR 3	LAP TIME	MPH	DIFF	TIME OF DAY
1 -		51.649	26.561	2:40.716	54.50	46.821	16:51:58.509
2 -	37.476	50.677	26.091	1:54.244 (3)	76.67	0.349	16:53:52.753
3 -	37.250	50.875	25.844	1:53.969 (2)	76.86	0.074	16:55:46.722
4 -	37.326	50.481	26.088	1:53.895 (1)	76.91		16:57:40.617

P21 228 R600 Paul McFADDEN				Kawasaki ZX6 -			
IDEAL LAP TIME : 1:52.777		BEST LAP TIME : 1:53.388		DIFFERENCE : 0.611			
LAP	SECTOR 1	SECTOR 2	SECTOR 3	LAP TIME	MPH	DIFF	TIME OF DAY
1 -		51.471	26.724	2:41.390	54.27	48.002	16:51:59.183
2 -	37.465	51.398	25.956	1:54.819 (3)	76.29	1.431	16:53:54.002
3 -	36.846	51.159	25.383	1:53.388 (1)	77.25		16:55:47.390
4 -	36.938	50.548	26.124	1:53.610 (2)	77.10	0.222	16:57:41.000

P22 259 R600 Neville OTTER				Kawasaki ZX6R - SB Racing			
IDEAL LAP TIME : 1:53.943		BEST LAP TIME : 1:54.111		DIFFERENCE : 0.168			
LAP	SECTOR 1	SECTOR 2	SECTOR 3	LAP TIME	MPH	DIFF	TIME OF DAY
1 -		52.369	26.822	2:43.281	53.64	49.170	16:52:01.074
2 -	36.545	51.741	26.457	1:54.743 (3)	76.34	0.632	16:53:55.817
3 -	36.414	51.481	26.283	1:54.178 (2)	76.72	0.067	16:55:49.995
4 -	36.231	51.429	26.451	1:54.111 (1)	76.76		16:57:44.106

P23 186 R600 Stephen WILKINSON				Honda CBR 600 F -			
IDEAL LAP TIME : 1:53.902		BEST LAP TIME : 1:54.057		DIFFERENCE : 0.155			
LAP	SECTOR 1	SECTOR 2	SECTOR 3	LAP TIME	MPH	DIFF	TIME OF DAY
1 -		53.056	26.570	2:43.920	53.43	49.863	16:52:01.713
2 -	36.690	51.569	25.798	1:54.057 (1)	76.80		16:53:55.770
3 -	36.535	51.985	26.799	1:55.319 (2)	75.96	1.262	16:55:51.089
4 -	37.098	51.994	26.515	1:55.607 (3)	75.77	1.550	16:57:46.696

P24 222 R1000 Phil ROOKE				Honda CBR1000RR - CLEARWAY TRAFFIC SOLUTIONS			
IDEAL LAP TIME : 1:51.574		BEST LAP TIME : 1:51.574		DIFFERENCE : 0.000			
LAP	SECTOR 1	SECTOR 2	SECTOR 3	LAP TIME	MPH	DIFF	TIME OF DAY
1 -			25.799	2:00.152	72.90	8.578	16:51:17.945
2 -	35.338	50.495	25.741	1:51.574 (1)	78.51		16:53:09.519
3 -	35.847	50.730	25.969	1:52.546 (2)	77.83	0.972	16:55:02.065

Weather / Track : Cloudy / Dry

Brands Hatch GP
Circuit Length = 2.4332 miles
Start: 16:49 Flag 16:57 End: 16:59

BMCRC - MRO Championships 2020 - Rnd 4 @ Brands Hatch GP

L&W Contractors Rookie 600 & 1000

RACE 14 - BEST SECTORS

SECTOR 1			SECTOR 2			SECTOR 3			IDEAL / BEST COMPARISON						
POS	NO	NAME	TIME	NO	NAME	TIME	NO	NAME	TIME	POS	NO	NAME	IDEAL	BEST	DIFF
													PERFECT LAP	1:36.580	
1	710	CRAWSHAW	31.002	710	CRAWSHAW	43.375	710	CRAWSHAW	22.203	1	710	CRAWSHAW	1:36.580	1:36.732	0.152
2	100	FRETWELL	31.069	108	HUNTER	43.514	100	FRETWELL	22.694	2	100	FRETWELL	1:37.689	1:37.833	0.144
3	108	HUNTER	31.640	132	GILBERT	43.543	10	DENT	22.997	3	108	HUNTER	1:38.201	1:38.214	0.013
4	10	DENT	31.733	100	FRETWELL	43.926	696	MARIETTE	23.039	4	10	DENT	1:38.984	1:38.984	0.000
5	696	MARIETTE	32.212	696	MARIETTE	44.163	108	HUNTER	23.047	5	132	GILBERT	1:39.140	1:40.113	0.973
6	220	BATSON	32.364	10	DENT	44.254	220	BATSON	23.058	6	696	MARIETTE	1:39.414	1:39.748	0.334
7	132	GILBERT	32.368	220	BATSON	45.207	132	GILBERT	23.229	7	220	BATSON	1:40.629	1:41.017	0.388
8	123	VINCER	32.416	93	BOTTO	46.173	66	HILL	23.361	8	93	BOTTO	1:42.636	1:43.529	0.893
9	619	DOOLAN	32.721	619	DOOLAN	46.247	201	WEST	23.379	9	619	DOOLAN	1:42.694	1:42.977	0.283
10	93	BOTTO	32.734	60	STERLING	46.533	619	DOOLAN	23.726	10	201	WEST	1:42.755	1:43.171	0.416
11	201	WEST	32.772	72	HEMPHILL	46.597	93	BOTTO	23.729	11	123	VINCER	1:42.861	1:42.861	0.000
12	66	HILL	33.072	201	WEST	46.604	123	VINCER	23.750	12	66	HILL	1:43.043	1:43.104	0.061
13	60	STERLING	33.134	66	HILL	46.610	60	STERLING	23.765	13	60	STERLING	1:43.432	1:43.549	0.117
14	717	WALSH	33.348	123	VINCER	46.695	717	WALSH	24.145	14	717	WALSH	1:44.416	1:44.487	0.071
15	72	HEMPHILL	33.700	78	FORBES-COWDRY	46.777	78	FORBES-COWDRY	24.505	15	72	HEMPHILL	1:44.955	1:45.614	0.659
16	78	FORBES-COWDRY	33.961	717	WALSH	46.923	72	HEMPHILL	24.658	16	78	FORBES-COWDRY	1:45.243	1:45.342	0.099
17	182	NIKOLYUKIN	34.326	182	NIKOLYUKIN	47.371	182	NIKOLYUKIN	24.855	17	182	NIKOLYUKIN	1:46.552	1:46.589	0.037
18	636	MILLS	34.604	636	MILLS	48.967	636	MILLS	24.936	18	636	MILLS	1:48.507	1:49.119	0.612
19	222	ROOKE	35.338	180	OVEL	49.600	228	McFADDEN	25.383	19	180	OVEL	1:50.600	1:51.021	0.421
20	180	OVEL	35.557	105	STONARD	50.481	180	OVEL	25.443	20	222	ROOKE	1:51.574	1:51.574	0.000
21	259	OTTER	36.231	222	ROOKE	50.495	222	ROOKE	25.741	21	228	McFADDEN	1:52.777	1:53.388	0.611
22	186	WILKINSON	36.535	228	McFADDEN	50.548	186	WILKINSON	25.798	22	105	STONARD	1:53.575	1:53.895	0.320
23	228	McFADDEN	36.846	259	OTTER	51.429	105	STONARD	25.844	23	186	WILKINSON	1:53.902	1:54.057	0.155
24	105	STONARD	37.250	186	WILKINSON	51.569	259	OTTER	26.283	24	259	OTTER	1:53.943	1:54.111	0.168

Weather / Track : Cloudy / Dry

Results can be found at www.tsl-timing.com

Brands Hatch GP

Circuit Length = 2.4332 miles

Start: 16:49 Flag 16:57 End: 16:59

Printed - 17:00 Saturday, 03 October 2020

BMCRC - MRO Championships 2020 - Rnd 4 @ Brands Hatch GP

L&W Contractors Rookie 600 & 1000

RACE 14 - STATISTICS

Competitors Started 24
Planned Start 2020-10-03 @ 16:20:00.000
Actual Start 2020-10-03 @ 16:49:17.792
Finish Time 2020-10-03 @ 16:57:35.011
Track Length 2.4332mi.
Total Laps 114
Total Distance Covered 277.3950mi.

Session Fastest Lap History

NO	CL	NAME	LAP TIME	TIME OF DAY	LAP	VEHICLE
710	R1000	James CRAWSHAW	1:36.867	16:52:37.904	2	Kawasaki ZX10R
710	R1000	James CRAWSHAW	1:36.732	16:55:52.270	4	Kawasaki ZX10R

Session Leader History

NO	CL	NAME	FROM LAP	LAPS LED	DISTANCE	VEHICLE
710	R1000	James CRAWSHAW	1	5	12.16 miles	Kawasaki ZX10R

Flag History

TYPE	TIME OF DAY
GREEN	16:49:17.792
FINISH	16:57:35.011

Flag Statistics

TYPE	COUNT	TOTAL LAPS	TOTAL TIME
Green	1	5	10:04.869
Red	0	0	0.000
Safety Car	0	0	0.000
FCY	0	0	0.000

BMCRC - MRO Championships 2020 - Rnd 4 @ Brands Hatch GP

L&W Contractors Rookie 600 & 1000

RACE 14 - STATISTICS

CLASS : R1000

13 Starters

Fastest Lap History

NO	NAME	LAP TIME	TIME OF DAY	LAP	VEHICLE
710	James CRAWSHAW	1:36.867	16:52:37.904	2	Kawasaki ZX10R
710	James CRAWSHAW	1:36.732	16:55:52.270	4	Kawasaki ZX10R

Leader History

NO	NAME	FROM LAP	LAPS LED	DISTANCE	VEHICLE
710	James CRAWSHAW	1	5	12.16 miles	Kawasaki ZX10R

BMCRC - MRO Championships 2020 - Rnd 4 @ Brands Hatch GP

L&W Contractors Rookie 600 & 1000

RACE 14 - STATISTICS

CLASS : R600

11 Starters

Fastest Lap History

NO	NAME	LAP TIME	TIME OF DAY	LAP	VEHICLE
132	Mitchell GILBERT	1:42.074	16:53:26.513	2	Suzuki GSXR 600
220	Marc BATSON	1:41.595	16:53:26.827	2	Yamaha R6
696	Jason MARIETTE	1:41.341	16:53:27.234	2	Yamaha YZF-R6
132	Mitchell GILBERT	1:41.224	16:55:07.737	3	Suzuki GSXR 600
132	Mitchell GILBERT	1:41.074	16:56:48.870	4	Suzuki GSXR 600
696	Jason MARIETTE	1:40.314	16:56:48.821	4	Yamaha YZF-R6
696	Jason MARIETTE	1:39.748	16:58:28.592	5	Yamaha YZF-R6

Leader History

NO	NAME	FROM LAP	LAPS LED	DISTANCE	VEHICLE
132	Mitchell GILBERT	1	4	9.73 miles	Suzuki GSXR 600
696	Jason MARIETTE	5	1	2.43 miles	Yamaha YZF-R6

BMCRC - MRO Championships 2020 - Rnd 4 @ Brands Hatch GP

L&W Contractors Rookie 600 & 1000

RACE 3 - GRID (6 Laps)



CONTRACTORS LTD

ROW 12	36	455	Wayne APPS	35	68	Aaron WRIGHT	34	158	Ben LOGAN	
ROW 11		33	49	Oli CHAYTOR	32	259	Neville OTTER	31	186	Stephen WILKINSON
ROW 10		30	105	Benjamin STONARD	29	228	Paul McFADDEN	28	636	Matthew MILLS
ROW 9		27	72	James HEMPHILL	26	78	Scott FORBES-COWDRY	25	717	Timothy WALSH
ROW 8		24	220	Marc BATSON	23	132	Mitchell GILBERT	22	696	Jason MARIETTE
ROW 7		21			20			19		
ROW 6		18			17			16		
ROW 5		15	33	Tony FOUNTAIN	14	86	Frederico LOPES	13	222	Phil ROOKE
ROW 4		12	180	Mark OVEL	11	182	Vladimir NIKOLYUKIN	10	60	Andrew STERLING
ROW 3		9	93	Tony BOTTO	8	201	Scott WEST	7	66	Jonny HILL
ROW 2		6	619	Keith DOOLAN	5	123	James VINCER	4	10	Matthew DENT
ROW 1		3	108	Antony HUNTER	2	100	Kenny FRETWELL	1	710	James CRAWSHAW
										Pole

Brands Hatch GP
Circuit Length = 2.4332 miles

These results are provisional until the conclusion of any judicial and technical matters.

Clerk Of Course :	Steward :	Timekeeper :
-------------------	-----------	--------------

Results can be found at www.tsl-timing.com

Printed - 17:02 Saturday, 03 October 2020



BMCRC - MRO Championships 2020 - Rnd 4 @ Brands Hatch GP

L&W Contractors Rookie 600 & 1000

RACE 3 - CLASSIFICATION



CONTRACTORS LTD

POS	NO	CL	PIC NAME	ENTRY	LAPS	TIME	GAP	DIFF	MPH	BEST	ON
1	710	R1000	1 James CRAWSHAW	Kawasaki ZX10R -	3	5:42.939			76.63	1:51.959	2
2	100	R1000	2 Kenny FRETWELL	Suzuki GSXR 1000 -	3	5:47.405	4.466	4.466	75.64	1:53.131	3
3	108	R1000	3 Antony HUNTER	Kawasaki ZX10 - Uncletoms motoring centre	3	5:49.272	6.333	1.867	75.24	1:52.483	3
4	10	R1000	4 Matthew DENT	Yamaha R1 - Chiswick Honda	3	5:50.888	7.949	1.616	74.89	1:54.529	2
5	619	R1000	5 Keith DOOLAN	Kawasaki ZX10R - Quinton contracts	3	5:52.105	9.166	1.217	74.63	1:53.643	3
6	182	R1000	6 Vladimir NIKOLYUKIN	BMW S1000RR -	3	6:00.243	17.304	8.138	72.94	1:56.433	2
7	201	R1000	7 Scott WEST	BMW S1000RR -	3	6:03.563	20.624	3.320	72.28	1:56.711	2
8	66	R1000	8 Jonny HILL	Honda CBR1000 RR - Michael J Lonsdale Group	3	6:04.098	21.159	0.535	72.17	1:59.499	2
9	60*	R1000	9 Andrew STERLING	BMW S1000RR - Hookup-solutions	3	6:04.449	21.510	0.351	72.10	1:57.260	3
10	123	R1000	10 James VINCER	Yamaha YZFR1 -	3	6:09.478	26.539	5.029	71.12	1:58.658	3
11	86	R1000	11 Frederico LOPES	Yamaha R1 - FLR Procurement Ltd	3	6:10.767	27.828	1.289	70.87	1:59.799	3
12	180	R1000	12 Mark OVEL	Yamaha YZFR1 -	3	6:24.306	41.367	13.539	68.38	2:03.969	3
13	222	R1000	13 Phil ROOKE	Honda CBR1000RR - CLEARWAY TRAFFIC SOLU	2	4:32.298	1 Lap	1 Lap	64.33	2:11.946	2
14	220	R600	1 Marc BATSON	Yamaha R6 - batsonelectrical contractors ltd	2	4:38.443	1 Lap	6.145	62.91	1:54.020	2
15	696	R600	2 Jason MARIETTE	Yamaha YZF-R6 -	2	4:39.512	1 Lap	1.069	62.67	1:54.855	2
16	72	R600	3 James HEMPHILL	Yamaha R6 5EB -	2	4:51.935	1 Lap	12.423	60.01	2:00.944	2
17	78	R600	4 Scott FORBES-COWDRY	Yamaha R6 13S -	2	5:00.283	1 Lap	8.348	58.34	2:03.120	2
18	105	R600	5 Benjamin STONARD	Yamaha R6 -	2	5:06.267	1 Lap	5.984	57.20	2:08.119	2
19	186	R600	6 Stephen WILKINSON	Honda CBR 600 F -	2	5:11.352	1 Lap	5.085	56.26	2:11.005	2
20	228	R600	7 Paul McFADDEN	Kawasaki ZX6 -	2	5:12.845	1 Lap	1.493	56.00	2:10.519	2
21	717	R600	8 Timothy WALSH	Triumph 675 - T P WALSH PHE	2	5:13.872	1 Lap	1.027	55.81	2:13.371	2
22	259	R600	9 Neville OTTER	Kawasaki ZX6R - SB Racing	2	5:39.332	1 Lap	25.460	51.62	2:23.728	2

NOT CLASSIFIED

DNF	93	R1000	Tony BOTTO	Suzuki GSXR 1000 K8 - TB Motorcycles	3	6:06.159	23.220	0.000	71.77	1:57.634	3
DNF	132	R600	Mitchell GILBERT	Suzuki GSXR 600 -	1	2:41.874	2 Laps	2 Laps	54.11		
DNF	636	R600	Matthew MILLS	Kawasaki ZX6R -	1	3:01.210	2 Laps	19.336	48.34		

FASTEST LAP

710	R1000	James CRAWSHAW	Kawasaki ZX10R -	2	1:51.959	78.24 mph	125.91 kph
220	R600	Marc BATSON	Yamaha R6 - batsonelectrical contractors ltd	2	1:54.020	76.82 mph	123.64 kph

* Bike 60 - No working transponder fitted

Race stopped

Class R1000 - 92.5% of Race Speed = 70.88 mph

Class R600 - 92.5% of Race Speed = 58.19 mph

Brands Hatch GP

Circuit Length = 2.4332 miles

Start: 11:37 Flag 00:00 End: 11:46

Weather / Track : Cloudy / Wet

These results are provisional until the conclusion of any judicial and technical matters.

Clerk Of Course :	Steward :	Timekeeper :
-------------------	-----------	--------------

Results can be found at www.tsl-timing.com

Printed - 11:49 Sunday, 04 October 2020



BMCRC - MRO Championships 2020 - Rnd 4 @ Brands Hatch GP

L&W Contractors Rookie 600 & 1000

RACE 3 - LAP CHART

LAP 1 @ 11:39:49.784		
NO	BEHIND	LAP TIME
710		1:58.221
100	2.171	2:00.392
10	3.603	2:01.824
108	4.145	2:02.366
66	5.317	2:03.538
619	5.584	2:03.805
182	8.703	2:06.924
123	10.236	2:08.457
201	10.413	2:08.634
93	10.744	2:08.965
60	11.004	2:09.225
86	12.342	2:10.563
180	17.028	2:15.249
222	22.131	2:20.352
132	43.653	2:41.874
220	46.202	2:44.423
696	46.436	2:44.657
72	52.770	2:50.991
78	58.942	2:57.163
105	59.927	2:58.148
186	1:02.126	3:00.347
717	1:02.280	3:00.501
636	1:02.989	3:01.210
228	1:04.105	3:02.326
259	1:17.383	3:15.604

66	21.159	2:01.061
60	21.510	1:57.260
93	23.220	1:57.634
123	26.539	1:58.658
86	27.828	1:59.799
180	41.367	2:03.969

LAP 2 @ 11:41:41.743		
NO	BEHIND	LAP TIME
710		1:51.959
100	4.094	1:53.882
10	6.173	1:54.529
108	6.609	1:54.423
619	8.282	1:54.657
66	12.857	1:59.499
182	13.177	1:56.433
201	15.165	1:56.711
60	17.009	1:57.964
93	18.345	1:59.560
123	20.640	2:02.363
86	20.788	2:00.405
180	30.157	2:05.088
222	42.118	2:11.946
220	48.263	1:54.020
696	49.332	1:54.855
72	1:01.755	2:00.944
78	1:10.103	2:03.120
105	1:16.087	2:08.119
186	1:21.172	2:11.005
228	1:22.665	2:10.519
717	1:23.692	2:13.371
259	1:49.152	2:23.728

LAP 3 @ 11:43:34.502		
NO	BEHIND	LAP TIME
710		1:52.759
100	4.466	1:53.131
108	6.333	1:52.483
10	7.949	1:54.535
619	9.166	1:53.643
182	17.304	1:56.886
201	20.624	1:58.218

Weather / Track : Cloudy / Wet

Results can be found at www.tsl-timing.com

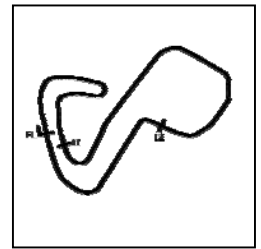
Brands Hatch GP
Circuit Length = 2.4332 miles
Start: 11:37 Flag 00:00 End: 11:46

Printed - 11:50 Sunday, 04 October 2020

BMCRC - MRO Championships 2020 - Rnd 4 @ Brands Hatch GP

L&W Contractors Rookie 600 & 1000

RACE 3 - SECTOR ANALYSIS



SECTOR 1 = FL to I1, SECTOR 2 = I1 to I2, SECTOR 3 = I2 to FL, DIFF = Difference To Personal Best Lap, P = Crossed Finish Line in Pit Lane, D = Time Disallowed

P1 710 R1000 James CRAWSHAW		Kawasaki ZX10R -					
IDEAL LAP TIME : 1:51.959		BEST LAP TIME : 1:51.959		DIFFERENCE : 0.000			
LAP	SECTOR 1	SECTOR 2	SECTOR 3	LAP TIME	MPH	DIFF	TIME OF DAY
1 -			26.166	1:58.221	74.09	6.262	11:39:49.784
2 -	36.335	49.655	25.969	1:51.959 (1)	78.24		11:41:41.743
3 -	36.511	50.202	26.046	1:52.759 (2)	77.68	0.800	11:43:34.502

P2 100 R1000 Kenny FRETWELL		Suzuki GSXR 1000 -					
IDEAL LAP TIME : 1:52.840		BEST LAP TIME : 1:53.131		DIFFERENCE : 0.291			
LAP	SECTOR 1	SECTOR 2	SECTOR 3	LAP TIME	MPH	DIFF	TIME OF DAY
1 -			26.356	2:00.392	72.76	7.261	11:39:51.955
2 -	37.012	50.904	25.966	1:53.882 (2)	76.92	0.751	11:41:45.837
3 -	36.829	50.460	25.842	1:53.131 (1)	77.43		11:43:38.968

P3 108 R1000 Antony HUNTER		Kawasaki ZX10 - Uncletoms motoring centre					
IDEAL LAP TIME : 1:51.754		BEST LAP TIME : 1:52.483		DIFFERENCE : 0.729			
LAP	SECTOR 1	SECTOR 2	SECTOR 3	LAP TIME	MPH	DIFF	TIME OF DAY
1 -			26.950	2:02.366	71.58	9.883	11:39:53.929
2 -	37.546	50.410	26.467	1:54.423 (2)	76.55	1.940	11:41:48.352
3 -	36.882	49.865	25.736	1:52.483 (1)	77.87		11:43:40.835

P4 10 R1000 Matthew DENT		Yamaha R1 - Chiswick Honda					
IDEAL LAP TIME : 1:54.204		BEST LAP TIME : 1:54.529		DIFFERENCE : 0.325			
LAP	SECTOR 1	SECTOR 2	SECTOR 3	LAP TIME	MPH	DIFF	TIME OF DAY
1 -			26.710	2:01.824	71.90	7.295	11:39:53.387
2 -	36.807	51.244	26.478	1:54.529 (1)	76.48		11:41:47.916
3 -	36.482	51.400	26.653	1:54.535 (2)	76.48	0.006	11:43:42.451

P5 619 R1000 Keith DOOLAN		Kawasaki ZX10R - Quinton contracts					
IDEAL LAP TIME : 1:53.643		BEST LAP TIME : 1:53.643		DIFFERENCE : 0.000			
LAP	SECTOR 1	SECTOR 2	SECTOR 3	LAP TIME	MPH	DIFF	TIME OF DAY
1 -			26.723	2:03.805	70.75	10.162	11:39:55.368
2 -	37.785	50.753	26.119	1:54.657 (2)	76.40	1.014	11:41:50.025
3 -	36.853	50.725	26.065	1:53.643 (1)	77.08		11:43:43.668

P6 182 R1000 Vladimir NIKOLYUKIN		BMW S1000RR -					
IDEAL LAP TIME : 1:55.933		BEST LAP TIME : 1:56.433		DIFFERENCE : 0.500			
LAP	SECTOR 1	SECTOR 2	SECTOR 3	LAP TIME	MPH	DIFF	TIME OF DAY
1 -			27.617	2:06.924	69.01	10.491	11:39:58.487
2 -	37.246	52.116	27.071	1:56.433 (1)	75.23		11:41:54.920
3 -	37.931	51.890	27.065	1:56.886 (2)	74.94	0.453	11:43:51.806

P7 201 R1000 Scott WEST		BMW S1000RR -					
IDEAL LAP TIME : 1:56.275		BEST LAP TIME : 1:56.711		DIFFERENCE : 0.436			
LAP	SECTOR 1	SECTOR 2	SECTOR 3	LAP TIME	MPH	DIFF	TIME OF DAY
1 -			27.758	2:08.634	68.09	11.923	11:40:00.197
2 -	37.651	52.305	26.755	1:56.711 (1)	75.05		11:41:56.908
3 -	37.255	53.758	27.205	1:58.218 (2)	74.09	1.507	11:43:55.126

P8 66 R1000 Jonny HILL		Honda CBR1000 RR - Michael J Lonsdale Group					
IDEAL LAP TIME : 1:58.605		BEST LAP TIME : 1:59.499		DIFFERENCE : 0.894			
LAP	SECTOR 1	SECTOR 2	SECTOR 3	LAP TIME	MPH	DIFF	TIME OF DAY
1 -			26.834	2:03.538	70.90	4.039	11:39:55.101
2 -	38.698	53.176	27.625	1:59.499 (1)	73.30		11:41:54.600
3 -	39.486	53.508	28.067	2:01.061 (2)	72.35	1.562	11:43:55.661

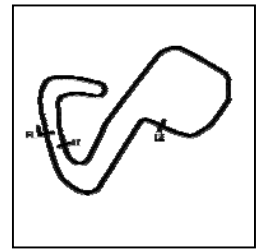
Weather / Track : Cloudy / Wet

Brands Hatch GP
Circuit Length = 2.4332 miles
Start: 11:37 Flag 00:00 End: 11:46

BMCRC - MRO Championships 2020 - Rnd 4 @ Brands Hatch GP

L&W Contractors Rookie 600 & 1000

RACE 3 - SECTOR ANALYSIS



SECTOR 1 = FL to I1, SECTOR 2 = I1 to I2, SECTOR 3 = I2 to FL, DIFF = Difference To Personal Best Lap, P = Crossed Finish Line in Pit Lane, D = Time Disallowed

P9 60 R1000 Andrew STERLING		BMW S1000RR - Hookup-solutions					
IDEAL LAP TIME :		BEST LAP TIME : 1:57.260		DIFFERENCE :			
LAP	SECTOR 1	SECTOR 2	SECTOR 3	LAP TIME	MPH	DIFF	TIME OF DAY
1 -				2:09.225	67.78	11.965	11:40:00.788
2 -				1:57.964 (2)	74.25	0.704	11:41:58.752
3 -				1:57.260 (1)	74.70		11:43:56.012

P10 123 R1000 James VINCER		Yamaha YZFR1 -					
IDEAL LAP TIME : 1:58.608		BEST LAP TIME : 1:58.658		DIFFERENCE : 0.050			
LAP	SECTOR 1	SECTOR 2	SECTOR 3	LAP TIME	MPH	DIFF	TIME OF DAY
1 -			28.196	2:08.457	68.19	9.799	11:40:00.020
2 -	38.865	55.615	27.883	2:02.363 (2)	71.58	3.705	11:42:02.383
3 -	38.915	53.090	26.653	1:58.658 (1)	73.82		11:44:01.041

P11 86 R1000 Frederico LOPES		Yamaha R1 - FLR Procurement Ltd					
IDEAL LAP TIME : 1:59.409		BEST LAP TIME : 1:59.799		DIFFERENCE : 0.390			
LAP	SECTOR 1	SECTOR 2	SECTOR 3	LAP TIME	MPH	DIFF	TIME OF DAY
1 -			27.961	2:10.563	67.09	10.764	11:40:02.126
2 -	38.870	53.686	27.849	2:00.405 (2)	72.75	0.606	11:42:02.531
3 -	38.731	54.076	26.992	1:59.799 (1)	73.12		11:44:02.330

P12 180 R1000 Mark OVEL		Yamaha YZFR1 -					
IDEAL LAP TIME : 2:03.808		BEST LAP TIME : 2:03.969		DIFFERENCE : 0.161			
LAP	SECTOR 1	SECTOR 2	SECTOR 3	LAP TIME	MPH	DIFF	TIME OF DAY
1 -			28.976	2:15.249	64.76	11.280	11:40:06.812
2 -	40.533	56.326	28.229	2:05.088 (2)	70.02	1.119	11:42:11.900
3 -	40.094	55.485	28.390	2:03.969 (1)	70.66		11:44:15.869

P13 222 R1000 Phil ROOKE		Honda CBR1000RR - CLEARWAY TRAFFIC SOLUTIONS					
IDEAL LAP TIME : 2:11.132		BEST LAP TIME : 2:11.946		DIFFERENCE : 0.814			
LAP	SECTOR 1	SECTOR 2	SECTOR 3	LAP TIME	MPH	DIFF	TIME OF DAY
1 -			30.402	2:20.352	62.41	8.406	11:40:11.915
2 -	43.397	58.784	29.765	2:11.946 (1)	66.38		11:42:23.861

P14 220 R600 Marc BATSON		Yamaha R6 - batson electrical contractors ltd					
IDEAL LAP TIME : 1:53.953		BEST LAP TIME : 1:54.020		DIFFERENCE : 0.067			
LAP	SECTOR 1	SECTOR 2	SECTOR 3	LAP TIME	MPH	DIFF	TIME OF DAY
1 -		51.326	26.349	2:44.423	53.27	50.403	11:40:35.986
2 -	36.635	51.159	26.226	1:54.020 (1)	76.82		11:42:30.006

P15 696 R600 Jason MARIETTE		Yamaha YZF-R6 -					
IDEAL LAP TIME : 1:54.011		BEST LAP TIME : 1:54.855		DIFFERENCE : 0.844			
LAP	SECTOR 1	SECTOR 2	SECTOR 3	LAP TIME	MPH	DIFF	TIME OF DAY
1 -		50.739	26.023	2:44.657	53.20	49.802	11:40:36.220
2 -	37.249	50.917	26.689	1:54.855 (1)	76.26		11:42:31.075

P16 72 R600 James HEMPHILL		Yamaha R6 5EB -					
IDEAL LAP TIME : 2:00.040		BEST LAP TIME : 2:00.944		DIFFERENCE : 0.904			
LAP	SECTOR 1	SECTOR 2	SECTOR 3	LAP TIME	MPH	DIFF	TIME OF DAY
1 -		53.371	28.454	2:50.991	51.22	50.047	11:40:42.554
2 -	38.215	54.104	28.625	2:00.944 (1)	72.42		11:42:43.498

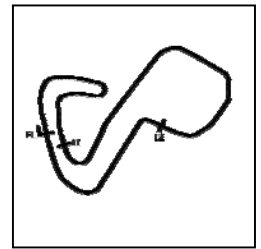
Weather / Track : Cloudy / Wet

Brands Hatch GP
Circuit Length = 2.4332 miles
Start: 11:37 Flag 00:00 End: 11:46

BMCRC - MRO Championships 2020 - Rnd 4 @ Brands Hatch GP

L&W Contractors Rookie 600 & 1000

RACE 3 - SECTOR ANALYSIS



SECTOR 1 = FL to I1, SECTOR 2 = I1 to I2, SECTOR 3 = I2 to FL, DIFF = Difference To Personal Best Lap, P = Crossed Finish Line in Pit Lane, D = Time Disallowed

P17 78 R600 Scott FORBES-COWDRY		Yamaha R6 13S -					
IDEAL LAP TIME : 2:01.402		BEST LAP TIME : 2:03.120		DIFFERENCE : 1.718			
LAP	SECTOR 1	SECTOR 2	SECTOR 3	LAP TIME	MPH	DIFF	TIME OF DAY
1 -		55.751	28.045	2:57.163	49.44	54.043	11:40:48.726
2 -	39.703	55.184	28.233	2:03.120 (1)	71.14		11:42:51.846

P18 105 R600 Benjamin STONARD		Yamaha R6 -					
IDEAL LAP TIME : 2:07.670		BEST LAP TIME : 2:08.119		DIFFERENCE : 0.449			
LAP	SECTOR 1	SECTOR 2	SECTOR 3	LAP TIME	MPH	DIFF	TIME OF DAY
1 -		57.507	28.809	2:58.148	49.17	50.029	11:40:49.711
2 -	41.661	57.326	29.132	2:08.119 (1)	68.37		11:42:57.830

P19 186 R600 Stephen WILKINSON		Honda CBR 600 F -					
IDEAL LAP TIME : 2:08.176		BEST LAP TIME : 2:11.005		DIFFERENCE : 2.829			
LAP	SECTOR 1	SECTOR 2	SECTOR 3	LAP TIME	MPH	DIFF	TIME OF DAY
1 -		57.467	28.786	3:00.347	48.57	49.342	11:40:51.910
2 -	41.923	59.250	29.832	2:11.005 (1)	66.86		11:43:02.915

P20 228 R600 Paul McFADDEN		Kawasaki ZX6 -					
IDEAL LAP TIME : 2:08.161		BEST LAP TIME : 2:10.519		DIFFERENCE : 2.358			
LAP	SECTOR 1	SECTOR 2	SECTOR 3	LAP TIME	MPH	DIFF	TIME OF DAY
1 -		58.779	28.562	3:02.326	48.04	51.807	11:40:53.889
2 -	41.188	59.783	29.548	2:10.519 (1)	67.11		11:43:04.408

P21 717 R600 Timothy WALSH		Triumph 675 - T P WALSH PHE					
IDEAL LAP TIME : 2:09.955		BEST LAP TIME : 2:13.371		DIFFERENCE : 3.416			
LAP	SECTOR 1	SECTOR 2	SECTOR 3	LAP TIME	MPH	DIFF	TIME OF DAY
1 -		58.822	30.292	3:00.501	48.53	47.130	11:40:52.064
2 -	41.098	1:01.023	31.250	2:13.371 (1)	65.68		11:43:05.435

P22 259 R600 Neville OTTER		Kawasaki ZX6R - SB Racing					
IDEAL LAP TIME : 2:22.019		BEST LAP TIME : 2:23.728		DIFFERENCE : 1.709			
LAP	SECTOR 1	SECTOR 2	SECTOR 3	LAP TIME	MPH	DIFF	TIME OF DAY
1 -		1:04.674	32.528	3:15.604	44.78	51.876	11:41:07.167
2 -	46.799	1:04.677	32.252	2:23.728 (1)	60.94		11:43:30.895

P23 93 R1000 Tony BOTTO		Suzuki GSXR 1000 K8 - TB Motorcycles					
IDEAL LAP TIME : 1:57.634		BEST LAP TIME : 1:57.634		DIFFERENCE : 0.000			
LAP	SECTOR 1	SECTOR 2	SECTOR 3	LAP TIME	MPH	DIFF	TIME OF DAY
1 -			28.345	2:08.965	67.92	11.331	11:40:00.528
2 -	38.802	53.599	27.159	1:59.560 (2)	73.26	1.926	11:42:00.088
3 -	38.454	52.477	26.703	1:57.634 (1)	74.46		11:43:57.722

P24 132 R600 Mitchell GILBERT		Suzuki GSXR 600 -					
IDEAL LAP TIME : 1:50.514		BEST LAP TIME :		DIFFERENCE :			
LAP	SECTOR 1	SECTOR 2	SECTOR 3	LAP TIME	MPH	DIFF	TIME OF DAY
1 -		48.903	25.892	2:41.874	54.11		11:40:33.437

P25 636 R600 Matthew MILLS		Kawasaki ZX6R -					
IDEAL LAP TIME : 2:07.638		BEST LAP TIME :		DIFFERENCE :			
LAP	SECTOR 1	SECTOR 2	SECTOR 3	LAP TIME	MPH	DIFF	TIME OF DAY
1 -		56.883	29.310	3:01.210	48.34		11:40:52.773

Weather / Track : Cloudy / Wet

Brands Hatch GP
Circuit Length = 2.4332 miles
Start: 11:37 Flag 00:00 End: 11:46

BMCRC - MRO Championships 2020 - Rnd 4 @ Brands Hatch GP

L&W Contractors Rookie 600 & 1000

RACE 3 - BEST SECTORS

SECTOR 1			SECTOR 2			SECTOR 3			IDEAL / BEST COMPARISON						
POS	NO	NAME	TIME	NO	NAME	TIME	NO	NAME	TIME	POS	NO	NAME	IDEAL	BEST	DIFF
													PERFECT LAP	1:50.358	
1	132	GILBERT	35.719	132	GILBERT	48.903	108	HUNTER	25.736	1	132	GILBERT	1:50.514		
2	108	HUNTER	36.153	710	CRAWSHAW	49.655	100	FRETWELL	25.842	2	108	HUNTER	1:51.754	1:52.483	0.729
3	710	CRAWSHAW	36.335	108	HUNTER	49.865	132	GILBERT	25.892	3	710	CRAWSHAW	1:51.959	1:51.959	0.000
4	10	DENT	36.482	100	FRETWELL	50.460	710	CRAWSHAW	25.969	4	100	FRETWELL	1:52.840	1:53.131	0.291
5	100	FRETWELL	36.538	619	DOOLAN	50.725	696	MARIETTE	26.023	5	619	DOOLAN	1:53.643	1:53.643	0.000
6	220	BATSON	36.635	696	MARIETTE	50.739	619	DOOLAN	26.065	6	220	BATSON	1:53.953	1:54.020	0.067
7	619	DOOLAN	36.853	220	BATSON	51.159	220	BATSON	26.159	7	696	MARIETTE	1:54.011	1:54.855	0.844
8	182	NIKOLYUKIN	36.978	10	DENT	51.244	10	DENT	26.478	8	10	DENT	1:54.204	1:54.529	0.325
9	201	WEST	37.215	182	NIKOLYUKIN	51.890	123	VINCER	26.653	9	182	NIKOLYUKIN	1:55.933	1:56.433	0.500
10	696	MARIETTE	37.249	201	WEST	52.305	93	BOTTO	26.703	10	201	WEST	1:56.275	1:56.711	0.436
11	72	HEMPHILL	38.215	93	BOTTO	52.477	201	WEST	26.755	11	93	BOTTO	1:57.634	1:57.634	0.000
12	93	BOTTO	38.454	123	VINCER	53.090	66	HILL	26.834	12	66	HILL	1:58.605	1:59.499	0.894
13	66	HILL	38.595	66	HILL	53.176	86	LOPES	26.992	13	123	VINCER	1:58.608	1:58.658	0.050
14	86	LOPES	38.731	72	HEMPHILL	53.371	182	NIKOLYUKIN	27.065	14	86	LOPES	1:59.409	1:59.799	0.390
15	123	VINCER	38.865	78	FORBES-COWDRY	53.654	78	FORBES-COWDRY	28.045	15	72	HEMPHILL	2:00.040	2:00.944	0.904
16	78	FORBES-COWDRY	39.703	86	LOPES	53.686	180	OVEL	28.229	16	78	FORBES-COWDRY	2:01.402	2:03.120	1.718
17	180	OVEL	40.094	180	OVEL	55.485	72	HEMPHILL	28.454	17	180	OVEL	2:03.808	2:03.969	0.161
18	228	McFADDEN	40.820	636	MILLS	56.883	228	McFADDEN	28.562	18	636	MILLS	2:07.638		
19	717	WALSH	40.841	105	STONARD	57.326	186	WILKINSON	28.786	19	105	STONARD	2:07.670	2:08.119	0.449
20	636	MILLS	41.445	186	WILKINSON	57.467	105	STONARD	28.809	20	228	McFADDEN	2:08.161	2:10.519	2.358
21	105	STONARD	41.535	228	McFADDEN	58.779	636	MILLS	29.310	21	186	WILKINSON	2:08.176	2:11.005	2.829
22	186	WILKINSON	41.923	222	ROOKE	58.784	222	ROOKE	29.765	22	717	WALSH	2:09.955	2:13.371	3.416
23	222	ROOKE	42.583	717	WALSH	58.822	717	WALSH	30.292	23	222	ROOKE	2:11.132	2:11.946	0.814
24	259	OTTER	45.093	259	OTTER	1:04.674	259	OTTER	32.252	24	259	OTTER	2:22.019	2:23.728	1.709
25										25	60	STERLING		1:57.260	

Weather / Track : Cloudy / Wet

Results can be found at www.tsl-timing.com

Brands Hatch GP

Circuit Length = 2.4332 miles

Start: 11:37 Flag 00:00 End: 11:46

Printed - 11:50 Sunday, 04 October 2020

BMCRC - MRO Championships 2020 - Rnd 4 @ Brands Hatch GP

L&W Contractors Rookie 600 & 1000

RACE 3 - STATISTICS

Competitors Started 25
Planned Start 2020-10-04 @ 11:00:00.000
Actual Start 2020-10-04 @ 11:37:51.562
Finish Time
Track Length 2.4332mi.
Total Laps 61
Total Distance Covered 148.4306mi.

Session Fastest Lap History

NO	CL	NAME	LAP TIME	TIME OF DAY	LAP	VEHICLE
710	R1000	James CRAWSHAW	1:51.959	11:41:41.766	2	Kawasaki ZX10R

Session Leader History

NO	CL	NAME	FROM LAP	LAPS LED	DISTANCE	VEHICLE
710	R1000	James CRAWSHAW	1	3	7.29 miles	Kawasaki ZX10R

Flag History

TYPE	TIME OF DAY
GREEN	11:37:51.562
RED	11:44:25.450

Flag Statistics

TYPE	COUNT	TOTAL LAPS	TOTAL TIME
Green	1	3	6:33.888
Red	1	0	1:44.837
Safety Car	0	0	0.000
FCY	0	0	0.000

BMCRC - MRO Championships 2020 - Rnd 4 @ Brands Hatch GP

L&W Contractors Rookie 600 & 1000

RACE 3 - STATISTICS

CLASS : R1000

14 Starters

Fastest Lap History

NO	NAME	LAP TIME	TIME OF DAY	LAP	VEHICLE
710	James CRAWSHAW	1:51.959	11:41:41.766	2	Kawasaki ZX10R

Leader History

NO	NAME	FROM LAP	LAPS LED	DISTANCE	VEHICLE
710	James CRAWSHAW	1	3	7.29 miles	Kawasaki ZX10R

BMCRC - MRO Championships 2020 - Rnd 4 @ Brands Hatch GP

L&W Contractors Rookie 600 & 1000

RACE 3 - STATISTICS

CLASS : R600

11 Starters

Fastest Lap History

NO	NAME	LAP TIME	TIME OF DAY	LAP	VEHICLE
220	Marc BATSON	1:54.020	11:42:30.016	2	Yamaha R6

Leader History

NO	NAME	FROM LAP	LAPS LED	DISTANCE	VEHICLE
132	Mitchell GILBERT	1	1	2.43 miles	Suzuki GSXR 600
220	Marc BATSON	2	1	2.43 miles	Yamaha R6

BMCRC - MRO Championships 2020 - Rnd 4 @ Brands Hatch GP

L&W Contractors Rookie 600 & 1000

RACE 14 - GRID (5 Laps)



CONTRACTORS LTD

ROW 12	36		35		34	158 Ben LOGAN		
ROW 11		33	49 Oli CHAYTOR	32	636 Matthew MILLS	31	132 Mitchell GILBERT	
ROW 10		30	2:23.728 259 Neville OTTER	29	2:13.371 717 Timothy WALSH	28	2:11.005 186 Stephen WILKINSON	
ROW 9			2:10.519 27	228 Paul McFADDEN	26	2:08.119 105 Benjamin STONARD	25	2:03.120 78 Scott FORBES-COWDRY
ROW 8		24	2:00.944 72 James HEMPHILL	23	1:54.855 696 Jason MARIETTE	22	1:54.020 220 Marc BATSON	
ROW 7		21		20		19		
ROW 6		18		17		16		
ROW 5			15		14	2:11.946 222 Phil ROOKE	13	2:03.969 180 Mark OVEL
ROW 4		12	1:59.799 86 Frederico LOPES	11	1:59.499 66 Jonny HILL	10	1:58.658 123 James VINCER	
ROW 3			1:57.634 9	93 Tony BOTTO	8	1:57.260 60 Andrew STERLING	7	1:56.711 201 Scott WEST
ROW 2		6	1:56.433 182 Vladimir NIKOLYUKIN	5	1:54.529 10 Matthew DENT	4	1:53.643 619 Keith DOOLAN	
ROW 1			1:53.131 3	100 Kenny FRETWELL	2	1:52.483 108 Antony HUNTER	1	1:51.959 710 James CRAWSHAW
							Pole	

Brands Hatch GP
Circuit Length = 2.4332 miles

These results are provisional until the conclusion of any judicial and technical matters.

Clerk Of Course :	Steward :	Timekeeper :
-------------------	-----------	--------------

Results can be found at www.tsl-timing.com

Printed - 11:54 Sunday, 04 October 2020



BMCRC - MRO Championships 2020 - Rnd 4 @ Brands Hatch GP

L&W Contractors Rookie 600 & 1000

RACE 14 - CLASSIFICATION



CONTRACTORS LTD

POS	NO	CL	PIC NAME	ENTRY	LAPS	TIME	GAP	DIFF	MPH	BEST	ON
1	710	R1000	1 James CRAWSHAW	Kawasaki ZX10R -	5	9:16.593			78.69	1:49.938	3
2	108	R1000	2 Antony HUNTER	Kawasaki ZX10 - Uncletoms motoring centre	5	9:25.400	8.807	8.807	77.46	1:50.286	4
3	100	R1000	3 Kenny FRETWELL	Suzuki GSXR 1000 -	5	9:29.477	12.884	4.077	76.91	1:50.629	5
4	182	R1000	4 Vladimir NIKOLYUKIN	BMW S1000RR -	5	9:30.537	13.944	1.060	76.76	1:50.696	5
5	10	R1000	5 Matthew DENT	Yamaha R1 - Chiswick Honda	5	9:33.065	16.472	2.528	76.42	1:52.811	5
6	619	R1000	6 Keith DOOLAN	Kawasaki ZX10R - Quinton contracts	5	9:33.199	16.606	0.134	76.41	1:52.447	4
7	123	R1000	7 James VINCER	Yamaha YZFR1 -	5	9:42.087	25.494	8.888	75.24	1:52.869	5
8	201	R1000	8 Scott WEST	BMW S1000RR -	5	9:55.140	38.547	13.053	73.59	1:55.246	4
9	66	R1000	9 Jonny HILL	Honda CBR1000 RR - Michael J Lonsdale Group	5	9:55.817	39.224	0.677	73.51	1:56.913	3
10	60	R1000	10 Andrew STERLING	BMW S1000RR - Hookup-solutions	5	10:11.066	54.473	15.249	71.67	1:59.628	5
11	86	R1000	11 Frederico LOPES	Yamaha R1 - FLR Procurement Ltd	5	10:13.290	56.697	2.224	71.41	2:00.365	4
12	132	R600	1 Mitchell GILBERT	Suzuki GSXR 600 -	5	10:17.391	1:00.798	4.101	70.94	1:53.725	2
13	220	R600	2 Marc BATSON	Yamaha R6 - batsonelectrical contractors ltd	5	10:22.993	1:06.400	5.602	70.30	1:54.718	5
14	696	R600	3 Jason MARIETTE	Yamaha YZF-R6 -	5	10:35.624	1:19.031	12.631	68.90	1:56.106	2
15	180	R1000	12 Mark OVEL	Yamaha YZFR1 -	5	10:40.107	1:23.514	4.483	68.42	2:03.334	5
16	78	R600	4 Scott FORBES-COWDRY	Yamaha R6 13S -	5	10:44.906	1:28.313	4.799	67.91	1:59.319	5
17	222	R1000	13 Phil ROOKE	Honda CBR1000RR - CLEARWAY TRAFFIC SOLU	5	10:56.254	1:39.661	11.348	66.74	2:08.724	4
18	105	R600	5 Benjamin STONARD	Yamaha R6 -	5	11:12.704	1:56.111	16.450	65.10	2:02.552	5
19	636	R600	6 Matthew MILLS	Kawasaki ZX6R -	5	11:15.795	1:59.202	3.091	64.81	2:02.455	5
20	228	R600	7 Paul McFADDEN	Kawasaki ZX6 -	5	11:16.582	1:59.989	0.787	64.73	2:03.764	5
21	186	R600	8 Stephen WILKINSON	Honda CBR 600 F -	5	11:17.437	2:00.844	0.855	64.65	2:04.326	5
22	259	R600	9 Neville OTTER	Kawasaki ZX6R - SB Racing	4	9:39.730	1 Lap	1 Lap	60.44	2:12.307	4

NOT CLASSIFIED

DNF	717	R600	Timothy WALSH	Triumph 675 - T P WALSH PHE	1	2:41.781	4 Laps	3 Laps	54.14		
DNF	72	R600	James HEMPHILL	Yamaha R6 5EB -	0						
DNF	455	R600	Wayne APPS	Honda CBR600RR - S L Jones	0						

FASTEST LAP

710	R1000	James CRAWSHAW	Kawasaki ZX10R -	3	1:49.938	79.67 mph	128.23 kph
132	R600	Mitchell GILBERT	Suzuki GSXR 600 -	2	1:53.725	77.02 mph	123.96 kph

Class R1000 - 92.5% of Race Speed = 72.78 mph

Class R600 - 92.5% of Race Speed = 65.61 mph

Brands Hatch GP

Circuit Length = 2.4332 miles

Start: 15:50 Flag 15:59 End: 16:01

Weather / Track : Cloudy / Wet

These results are provisional until the conclusion of any judicial and technical matters.

Clerk Of Course :	Steward :	Timekeeper :
-------------------	-----------	--------------

Results can be found at www.tsl-timing.com

Printed - 16:03 Sunday, 04 October 2020



BMCRC - MRO Championships 2020 - Rnd 4 @ Brands Hatch GP

L&W Contractors Rookie 600 & 1000

RACE 14 - LAP CHART

LAP 1 @ 15:52:30.654

NO	BEHIND	LAP TIME
710		1:54.847
619	4.177	1:59.024
10	4.501	1:59.348
108	4.838	1:59.685
100	5.109	1:59.956
182	6.286	2:01.133
66	9.241	2:04.088
123	10.034	2:04.881
60	12.272	2:07.119
201	12.872	2:07.719
86	13.620	2:08.467
222	23.640	2:18.487
180	23.726	2:18.573
132	42.935	2:37.782
220	44.997	2:39.844
696	45.369	2:40.216
717	46.934	2:41.781
78	49.835	2:44.682
105	56.908	2:51.755
186	57.450	2:52.297
636	58.941	2:53.788
228	59.903	2:54.750
259	1:02.875	2:57.722

LAP 2 @ 15:54:20.944

NO	BEHIND	LAP TIME
710		1:50.290
619	7.382	1:53.495
108	7.694	1:53.146
10	8.072	1:53.861
100	8.445	1:53.626
182	9.530	1:53.534
66	16.114	1:57.163
123	16.335	1:56.591
201	22.819	2:00.237
60	23.874	2:01.892
86	24.189	2:00.859
180	41.306	2:07.870
222	44.037	2:10.687
132	46.370	1:53.725
220	51.048	1:56.341
696	51.185	1:56.106
78	1:01.029	2:01.484
105	1:14.103	2:07.485
186	1:14.626	2:07.466
228	1:15.889	2:06.276
636	1:16.547	2:07.896
259	1:28.086	2:15.501

LAP 3 @ 15:56:10.882

NO	BEHIND	LAP TIME
710		1:49.938
108	9.744	1:51.988
619	11.618	1:54.174
10	11.742	1:53.608
182	12.171	1:52.579
100	12.403	1:53.896
123	20.222	1:53.825
66	23.089	1:56.913
201	28.798	1:55.917
86	34.810	2:00.559

60	36.123	2:02.187
132	52.767	1:56.335
180	56.507	2:05.139
220	58.036	1:56.926
696	59.082	1:57.835
222	1:03.729	2:09.630
78	1:10.605	1:59.514
105	1:31.662	2:07.497
186	1:32.133	2:07.445
228	1:32.227	2:06.276
636	1:32.620	2:06.011

LAP 4 @ 15:58:01.476

NO	BEHIND	LAP TIME
710		1:50.594
259	1 Lap	2:14.200
108	9.436	1:50.286
100	13.179	1:51.370
619	13.471	1:52.447
182	14.172	1:52.595
10	14.585	1:53.437
123	23.549	1:53.921
66	31.089	1:58.594
201	33.450	1:55.246
86	44.581	2:00.365
60	45.769	2:00.240
132	56.406	1:54.233
220	1:02.606	1:55.164
696	1:08.024	1:59.536
180	1:11.104	2:05.191
78	1:19.918	1:59.907
222	1:21.859	2:08.724
105	1:44.483	2:03.415
228	1:47.149	2:05.516
186	1:47.442	2:05.903
636	1:47.671	2:05.645

LAP 5 @ 15:59:52.400

NO	BEHIND	LAP TIME
710		1:50.924
108	8.807	1:50.295
100	12.884	1:50.629
182	13.944	1:50.696
10	16.472	1:52.811
619	16.606	1:54.059
259	1 Lap	2:12.307
123	25.494	1:52.869
201	38.547	1:56.021
66	39.224	1:59.059
60	54.473	1:59.628
86	56.697	2:03.040
132	1:00.798	1:55.316
220	1:06.400	1:54.718
696	1:19.031	2:01.931
180	1:23.514	2:03.334
78	1:28.313	1:59.319
222	1:39.661	2:08.726
105	1:56.111	2:02.552
636	1:59.202	2:02.455
228	1:59.989	2:03.764
186	2:00.844	2:04.326

Weather / Track : Cloudy / Wet

Results can be found at www.tsl-timing.com

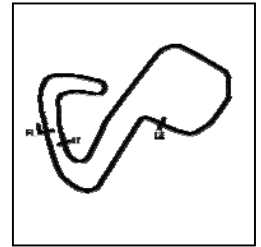
Brands Hatch GP
Circuit Length = 2.4332 miles
Start: 15:50 Flag 15:59 End: 16:01

Printed - 16:03 Sunday, 04 October 2020

BMCRC - MRO Championships 2020 - Rnd 4 @ Brands Hatch GP

L&W Contractors Rookie 600 & 1000

RACE 14 - SECTOR ANALYSIS



SECTOR 1 = FL to I1, SECTOR 2 = I1 to I2, SECTOR 3 = I2 to FL, DIFF = Difference To Personal Best Lap, P = Crossed Finish Line in Pit Lane, D = Time Disallowed

P1 710 R1000 James CRAWSHAW		Kawasaki ZX10R -					
IDEAL LAP TIME : 1:49.601		BEST LAP TIME : 1:49.938		DIFFERENCE : 0.337			
LAP	SECTOR 1	SECTOR 2	SECTOR 3	LAP TIME	MPH	DIFF	TIME OF DAY
1 -			25.193	1:54.847	76.27	4.909	15:52:30.654
2 -	35.813	48.978	25.499	1:50.290 (2)	79.42	0.352	15:54:20.944
3 -	35.634	48.774	25.530	1:49.938 (1)	79.67		15:56:10.882
4 -	35.768	48.953	25.873	1:50.594 (3)	79.20	0.656	15:58:01.476
5 -	36.085	49.342	25.497	1:50.924	78.97	0.986	15:59:52.400

P2 108 R1000 Antony HUNTER		Kawasaki ZX10 - Uncletoms motoring centre					
IDEAL LAP TIME : 1:50.031		BEST LAP TIME : 1:50.286		DIFFERENCE : 0.255			
LAP	SECTOR 1	SECTOR 2	SECTOR 3	LAP TIME	MPH	DIFF	TIME OF DAY
1 -			26.464	1:59.685	73.19	9.399	15:52:35.492
2 -	36.584	50.110	26.452	1:53.146	77.42	2.860	15:54:28.638
3 -	36.138	49.805	26.045	1:51.988 (3)	78.22	1.702	15:56:20.626
4 -	35.732	48.988	25.566	1:50.286 (1)	79.42		15:58:10.912
5 -	35.813	48.733	25.749	1:50.295 (2)	79.42	0.009	16:00:01.207

P3 100 R1000 Kenny FRETWELL		Suzuki GSXR 1000 -					
IDEAL LAP TIME : 1:49.925		BEST LAP TIME : 1:50.629		DIFFERENCE : 0.704			
LAP	SECTOR 1	SECTOR 2	SECTOR 3	LAP TIME	MPH	DIFF	TIME OF DAY
1 -			25.929	1:59.956	73.02	9.327	15:52:35.763
2 -	36.698	51.365	25.563	1:53.626 (3)	77.09	2.997	15:54:29.389
3 -	36.320	51.477	26.099	1:53.896	76.91	3.267	15:56:23.285
4 -	36.349	49.365	25.656	1:51.370 (2)	78.65	0.741	15:58:14.655
5 -	35.519	50.069	25.041	1:50.629 (1)	79.18		16:00:05.284

P4 182 R1000 Vladimir NIKOLYUKIN		BMW S1000RR -					
IDEAL LAP TIME : 1:50.632		BEST LAP TIME : 1:50.696		DIFFERENCE : 0.064			
LAP	SECTOR 1	SECTOR 2	SECTOR 3	LAP TIME	MPH	DIFF	TIME OF DAY
1 -			26.273	2:01.133	72.31	10.437	15:52:36.940
2 -	36.130	51.446	25.958	1:53.534	77.15	2.838	15:54:30.474
3 -	35.775	50.573	26.231	1:52.579 (2)	77.81	1.883	15:56:23.053
4 -	36.232	50.641	25.722	1:52.595 (3)	77.79	1.899	15:58:15.648
5 -	35.839	49.488	25.369	1:50.696 (1)	79.13		16:00:06.344

P5 10 R1000 Matthew DENT		Yamaha R1 - Chiswick Honda					
IDEAL LAP TIME : 1:52.017		BEST LAP TIME : 1:52.811		DIFFERENCE : 0.794			
LAP	SECTOR 1	SECTOR 2	SECTOR 3	LAP TIME	MPH	DIFF	TIME OF DAY
1 -			26.383	1:59.348	73.39	6.537	15:52:35.155
2 -	36.655	50.996	26.210	1:53.861	76.93	1.050	15:54:29.016
3 -	36.341	51.096	26.171	1:53.608 (3)	77.10	0.797	15:56:22.624
4 -	37.110	50.685	25.642	1:53.437 (2)	77.22	0.626	15:58:16.061
5 -	35.764	51.479	25.568	1:52.811 (1)	77.65		16:00:08.872

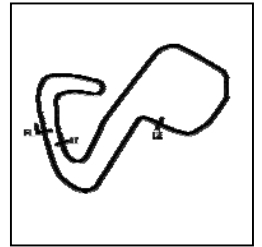
P6 619 R1000 Keith DOOLAN		Kawasaki ZX10R - Quinton contracts					
IDEAL LAP TIME : 1:52.120		BEST LAP TIME : 1:52.447		DIFFERENCE : 0.327			
LAP	SECTOR 1	SECTOR 2	SECTOR 3	LAP TIME	MPH	DIFF	TIME OF DAY
1 -			26.520	1:59.024	73.59	6.577	15:52:34.831
2 -	36.752	50.517	26.226	1:53.495 (2)	77.18	1.048	15:54:28.326
3 -	36.420	51.236	26.518	1:54.174	76.72	1.727	15:56:22.500
4 -	36.747	49.596	26.104	1:52.447 (1)	77.90		15:58:14.947
5 -	36.513	51.272	26.274	1:54.059 (3)	76.80	1.612	16:00:09.006

Weather / Track : Cloudy / Wet

BMCRC - MRO Championships 2020 - Rnd 4 @ Brands Hatch GP

L&W Contractors Rookie 600 & 1000

RACE 14 - SECTOR ANALYSIS



SECTOR 1 = FL to I1, SECTOR 2 = I1 to I2, SECTOR 3 = I2 to FL, DIFF = Difference To Personal Best Lap, P = Crossed Finish Line in Pit Lane, D = Time Disallowed

P7 123 R1000 James VINCER				Yamaha YZFR1 -			
IDEAL LAP TIME : 1:52.314		BEST LAP TIME : 1:52.869		DIFFERENCE : 0.555			
LAP	SECTOR 1	SECTOR 2	SECTOR 3	LAP TIME	MPH	DIFF	TIME OF DAY
1 -			27.230	2:04.881	70.14	12.012	15:52:40.688
2 -	37.975	51.978	26.638	1:56.591	75.13	3.722	15:54:37.279
3 -	36.742	50.693	26.390	1:53.825 (2)	76.95	0.956	15:56:31.104
4 -	36.485	51.204	26.232	1:53.921 (3)	76.89	1.052	15:58:25.025
5 -	37.040	50.204	25.625	1:52.869 (1)	77.61		16:00:17.894

P8 201 R1000 Scott WEST				BMW S1000RR -			
IDEAL LAP TIME : 1:54.645		BEST LAP TIME : 1:55.246		DIFFERENCE : 0.601			
LAP	SECTOR 1	SECTOR 2	SECTOR 3	LAP TIME	MPH	DIFF	TIME OF DAY
1 -			27.110	2:07.719	68.58	12.473	15:52:43.526
2 -	39.463	53.935	26.839	2:00.237	72.85	4.991	15:54:43.763
3 -	36.632	52.815	26.470	1:55.917 (2)	75.56	0.671	15:56:39.680
4 -	36.813	51.951	26.482	1:55.246 (1)	76.00		15:58:34.926
5 -	36.814	53.145	26.062	1:56.021 (3)	75.50	0.775	16:00:30.947

P9 66 R1000 Jonny HILL				Honda CBR1000 RR - Michael J Lonsdale Group			
IDEAL LAP TIME : 1:56.533		BEST LAP TIME : 1:56.913		DIFFERENCE : 0.380			
LAP	SECTOR 1	SECTOR 2	SECTOR 3	LAP TIME	MPH	DIFF	TIME OF DAY
1 -			26.719	2:04.088	70.59	7.175	15:52:39.895
2 -	37.618	52.241	27.304	1:57.163 (2)	74.76	0.250	15:54:37.058
3 -	37.724	52.196	26.993	1:56.913 (1)	74.92		15:56:33.971
4 -	38.205	53.003	27.386	1:58.594 (3)	73.86	1.681	15:58:32.565
5 -	38.519	53.604	26.936	1:59.059	73.57	2.146	16:00:31.624

P10 60 R1000 Andrew STERLING				BMW S1000RR - Hookup-solutions			
IDEAL LAP TIME : 1:59.628		BEST LAP TIME : 1:59.628		DIFFERENCE : 0.000			
LAP	SECTOR 1	SECTOR 2	SECTOR 3	LAP TIME	MPH	DIFF	TIME OF DAY
1 -			27.731	2:07.119	68.91	7.491	15:52:42.926
2 -	39.817	53.923	28.152	2:01.892 (3)	71.86	2.264	15:54:44.818
3 -	39.794	53.573	28.820	2:02.187	71.69	2.559	15:56:47.005
4 -	38.939	53.735	27.566	2:00.240 (2)	72.85	0.612	15:58:47.245
5 -	38.789	53.333	27.506	1:59.628 (1)	73.22		16:00:46.873

P11 86 R1000 Frederico LOPES				Yamaha R1 - FLR Procurement Ltd			
IDEAL LAP TIME : 1:59.887		BEST LAP TIME : 2:00.365		DIFFERENCE : 0.478			
LAP	SECTOR 1	SECTOR 2	SECTOR 3	LAP TIME	MPH	DIFF	TIME OF DAY
1 -			28.243	2:08.467	68.18	8.102	15:52:44.274
2 -	39.051	54.136	27.672	2:00.859 (3)	72.47	0.494	15:54:45.133
3 -	38.336	54.190	28.033	2:00.559 (2)	72.66	0.194	15:56:45.692
4 -	38.079	54.236	28.050	2:00.365 (1)	72.77		15:58:46.057
5 -	39.028	55.628	28.384	2:03.040	71.19	2.675	16:00:49.097

P12 132 R600 Mitchell GILBERT				Suzuki GSXR 600 -			
IDEAL LAP TIME : 1:53.616		BEST LAP TIME : 1:53.725		DIFFERENCE : 0.109			
LAP	SECTOR 1	SECTOR 2	SECTOR 3	LAP TIME	MPH	DIFF	TIME OF DAY
1 -		50.870	26.475	2:37.782	55.51	44.057	15:53:13.589
2 -	36.764	50.499	26.462	1:53.725 (1)	77.02		15:55:07.314
3 -	37.613	51.342	27.380	1:56.335	75.29	2.610	15:57:03.649
4 -	37.174	50.706	26.353	1:54.233 (2)	76.68	0.508	15:58:57.882
5 -	37.726	51.098	26.492	1:55.316 (3)	75.96	1.591	16:00:53.198

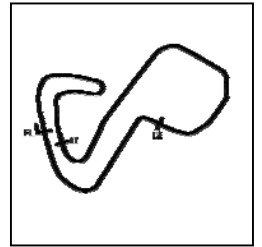
Weather / Track : Cloudy / Wet

Brands Hatch GP
Circuit Length = 2.4332 miles
Start: 15:50 Flag 15:59 End: 16:01

BMCRC - MRO Championships 2020 - Rnd 4 @ Brands Hatch GP

L&W Contractors Rookie 600 & 1000

RACE 14 - SECTOR ANALYSIS



SECTOR 1 = FL to I1, SECTOR 2 = I1 to I2, SECTOR 3 = I2 to FL, DIFF = Difference To Personal Best Lap, P = Crossed Finish Line in Pit Lane, D = Time Disallowed

P13 220 R600 Marc BATSON		Yamaha R6 - batson electrical contractors ltd					
IDEAL LAP TIME : 1:54.492		BEST LAP TIME : 1:54.718		DIFFERENCE : 0.226			
LAP	SECTOR 1	SECTOR 2	SECTOR 3	LAP TIME	MPH	DIFF	TIME OF DAY
1 -		52.752	26.836	2:39.844	54.80	45.126	15:53:15.651
2 -	37.968	51.714	26.659	1:56.341 (3)	75.29	1.623	15:55:11.992
3 -	37.815	52.279	26.832	1:56.926	74.91	2.208	15:57:08.918
4 -	37.534	51.298	26.332	1:55.164 (2)	76.06	0.446	15:59:04.082
5 -	37.171	50.989	26.558	1:54.718 (1)	76.35		16:00:58.800

P14 696 R600 Jason MARIETTE		Yamaha YZF-R6 -					
IDEAL LAP TIME : 1:56.075		BEST LAP TIME : 1:56.106		DIFFERENCE : 0.031			
LAP	SECTOR 1	SECTOR 2	SECTOR 3	LAP TIME	MPH	DIFF	TIME OF DAY
1 -		52.132	26.778	2:40.216	54.67	44.110	15:53:16.023
2 -	38.386	51.446	26.274	1:56.106 (1)	75.44		15:55:12.129
3 -	38.355	52.596	26.884	1:57.835 (2)	74.33	1.729	15:57:09.964
4 -	38.814	53.231	27.491	1:59.536 (3)	73.28	3.430	15:59:09.500
5 -	39.434	54.372	28.125	2:01.931	71.84	5.825	16:01:11.431

P15 180 R1000 Mark OVEL		Yamaha YZFR1 -					
IDEAL LAP TIME : 2:03.281		BEST LAP TIME : 2:03.334		DIFFERENCE : 0.053			
LAP	SECTOR 1	SECTOR 2	SECTOR 3	LAP TIME	MPH	DIFF	TIME OF DAY
1 -		58.880	30.210	2:18.573	63.21	15.239	15:52:54.380
2 -	42.944	56.399	28.527	2:07.870	68.50	4.536	15:55:02.250
3 -	41.165	54.894	29.080	2:05.139 (2)	70.00	1.805	15:57:07.389
4 -	41.149	55.760	28.282	2:05.191 (3)	69.97	1.857	15:59:12.580
5 -	40.321	54.947	28.066	2:03.334 (1)	71.02		16:01:15.914

P16 78 R600 Scott FORBES-COWDRY		Yamaha R6 13S -					
IDEAL LAP TIME : 1:58.954		BEST LAP TIME : 1:59.319		DIFFERENCE : 0.365			
LAP	SECTOR 1	SECTOR 2	SECTOR 3	LAP TIME	MPH	DIFF	TIME OF DAY
1 -		53.312	28.050	2:44.682	53.19	45.363	15:53:20.489
2 -	40.037	53.249	28.198	2:01.484	72.10	2.165	15:55:21.973
3 -	39.463	52.345	27.706	1:59.514 (2)	73.29	0.195	15:57:21.487
4 -	39.179	52.985	27.743	1:59.907 (3)	73.05	0.588	15:59:21.394
5 -	39.410	52.479	27.430	1:59.319 (1)	73.41		16:01:20.713

P17 222 R1000 Phil ROOKE		Honda CBR1000RR - CLEARWAY TRAFFIC SOLUTIONS					
IDEAL LAP TIME : 2:08.360		BEST LAP TIME : 2:08.724		DIFFERENCE : 0.364			
LAP	SECTOR 1	SECTOR 2	SECTOR 3	LAP TIME	MPH	DIFF	TIME OF DAY
1 -		59.245	30.522	2:18.487	63.25	9.763	15:52:54.294
2 -	42.764	58.434	29.489	2:10.687	67.02	1.963	15:55:04.981
3 -	41.803	58.003	29.824	2:09.630 (3)	67.57	0.906	15:57:14.611
4 -	41.900	57.527	29.297	2:08.724 (1)	68.05		15:59:23.335
5 -	41.826	57.260	29.640	2:08.726 (2)	68.05	0.002	16:01:32.061

P18 105 R600 Benjamin STONARD		Yamaha R6 -					
IDEAL LAP TIME : 2:02.552		BEST LAP TIME : 2:02.552		DIFFERENCE : 0.000			
LAP	SECTOR 1	SECTOR 2	SECTOR 3	LAP TIME	MPH	DIFF	TIME OF DAY
1 -		57.378	29.684	2:51.755	51.00	49.203	15:53:27.562
2 -	41.087	56.513	29.885	2:07.485 (3)	68.71	4.933	15:55:35.047
3 -	41.494	57.259	28.744	2:07.497	68.70	4.945	15:57:42.544
4 -	39.648	54.968	28.799	2:03.415 (2)	70.97	0.863	15:59:45.959
5 -	39.571	54.803	28.178	2:02.552 (1)	71.47		16:01:48.511

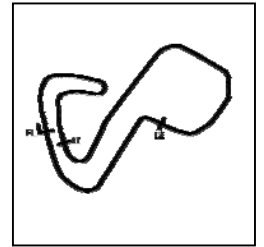
Weather / Track : Cloudy / Wet

Brands Hatch GP
Circuit Length = 2.4332 miles
Start: 15:50 Flag 15:59 End: 16:01

BMCRC - MRO Championships 2020 - Rnd 4 @ Brands Hatch GP

L&W Contractors Rookie 600 & 1000

RACE 14 - SECTOR ANALYSIS



SECTOR 1 = FL to I1, SECTOR 2 = I1 to I2, SECTOR 3 = I2 to FL, DIFF = Difference To Personal Best Lap, P = Crossed Finish Line in Pit Lane, D = Time Disallowed

P19 636 R600 Matthew MILLS				Kawasaki ZX6R -			
IDEAL LAP TIME : 2:02.455		BEST LAP TIME : 2:02.455		DIFFERENCE : 0.000			
LAP	SECTOR 1	SECTOR 2	SECTOR 3	LAP TIME	MPH	DIFF	TIME OF DAY
1 -		58.526	29.069	2:53.788	50.40	51.333	15:53:29.595
2 -	40.511	57.310	30.075	2:07.896	68.49	5.441	15:55:37.491
3 -	40.562	57.059	28.390	2:06.011 (3)	69.51	3.556	15:57:43.502
4 -	40.650	56.619	28.376	2:05.645 (2)	69.71	3.190	15:59:49.147
5 -	40.143	54.343	27.969	2:02.455 (1)	71.53		16:01:51.602

P20 228 R600 Paul McFADDEN				Kawasaki ZX6 -			
IDEAL LAP TIME : 2:03.744		BEST LAP TIME : 2:03.764		DIFFERENCE : 0.020			
LAP	SECTOR 1	SECTOR 2	SECTOR 3	LAP TIME	MPH	DIFF	TIME OF DAY
1 -		58.463	28.920	2:54.750	50.12	50.986	15:53:30.557
2 -	40.581	56.912	28.783	2:06.276 (3)	69.37	2.512	15:55:36.833
3 -	40.562	57.143	28.571	2:06.276 (3)	69.37	2.512	15:57:43.109
4 -	40.501	56.918	28.097	2:05.516 (2)	69.79	1.752	15:59:48.625
5 -	39.384	56.263	28.117	2:03.764 (1)	70.77		16:01:52.389

P21 186 R600 Stephen WILKINSON				Honda CBR 600 F -			
IDEAL LAP TIME : 2:03.018		BEST LAP TIME : 2:04.326		DIFFERENCE : 1.308			
LAP	SECTOR 1	SECTOR 2	SECTOR 3	LAP TIME	MPH	DIFF	TIME OF DAY
1 -		58.527	28.230	2:52.297	50.84	47.971	15:53:28.104
2 -	40.842	57.006	29.618	2:07.466	68.72	3.140	15:55:35.570
3 -	40.118	57.809	29.518	2:07.445 (3)	68.73	3.119	15:57:43.015
4 -	40.251	56.693	28.959	2:05.903 (2)	69.57	1.577	15:59:48.918
5 -	41.426	55.017	27.883	2:04.326 (1)	70.45		16:01:53.244

P22 259 R600 Neville OTTER				Kawasaki ZX6R - SB Racing			
IDEAL LAP TIME : 2:12.036		BEST LAP TIME : 2:12.307		DIFFERENCE : 0.271			
LAP	SECTOR 1	SECTOR 2	SECTOR 3	LAP TIME	MPH	DIFF	TIME OF DAY
1 -		1:00.237	29.823	2:57.722	49.28	45.415	15:53:33.529
2 -	43.506	1:01.042	30.953	2:15.501 (3)	64.64	3.194	15:55:49.030
3 -	43.425	1:00.306	30.469	2:14.200 (2)	65.27	1.893	15:58:03.230
4 -	43.201	59.012	30.094	2:12.307 (1)	66.20		16:00:15.537

P23 717 R600 Timothy WALSH				Triumph 675 - T P WALSH PHE			
IDEAL LAP TIME : 1:56.971		BEST LAP TIME :		DIFFERENCE :			
LAP	SECTOR 1	SECTOR 2	SECTOR 3	LAP TIME	MPH	DIFF	TIME OF DAY
1 -		52.413	27.358	2:41.781	54.14		15:53:17.588

BMCRC - MRO Championships 2020 - Rnd 4 @ Brands Hatch GP

L&W Contractors Rookie 600 & 1000

RACE 14 - BEST SECTORS

SECTOR 1			SECTOR 2			SECTOR 3			IDEAL / BEST COMPARISON						
POS	NO	NAME	TIME	NO	NAME	TIME	NO	NAME	TIME	POS	NO	NAME	IDEAL	BEST	DIFF
												PERFECT LAP	1:49.293		
1	100	FRETWELL	35.519	108	HUNTER	48.733	100	FRETWELL	25.041	1	710	CRAWSHAW	1:49.601	1:49.938	0.337
2	710	CRAWSHAW	35.634	710	CRAWSHAW	48.774	710	CRAWSHAW	25.193	2	100	FRETWELL	1:49.925	1:50.629	0.704
3	108	HUNTER	35.732	100	FRETWELL	49.365	182	NIKOLYUKIN	25.369	3	108	HUNTER	1:50.031	1:50.286	0.255
4	10	DENT	35.764	182	NIKOLYUKIN	49.488	108	HUNTER	25.566	4	182	NIKOLYUKIN	1:50.632	1:50.696	0.064
5	182	NIKOLYUKIN	35.775	619	DOOLAN	49.596	10	DENT	25.568	5	10	DENT	1:52.017	1:52.811	0.794
6	619	DOOLAN	36.420	123	VINCER	50.204	123	VINCER	25.625	6	619	DOOLAN	1:52.120	1:52.447	0.327
7	123	VINCER	36.485	132	GILBERT	50.499	201	WEST	26.062	7	123	VINCER	1:52.314	1:52.869	0.555
8	201	WEST	36.632	10	DENT	50.685	619	DOOLAN	26.104	8	132	GILBERT	1:53.616	1:53.725	0.109
9	132	GILBERT	36.764	220	BATSON	50.989	696	MARIETTE	26.274	9	220	BATSON	1:54.492	1:54.718	0.226
10	220	BATSON	37.171	696	MARIETTE	51.446	220	BATSON	26.332	10	201	WEST	1:54.645	1:55.246	0.601
11	717	WALSH	37.200	201	WEST	51.951	132	GILBERT	26.353	11	696	MARIETTE	1:56.075	1:56.106	0.031
12	66	HILL	37.618	66	HILL	52.196	66	HILL	26.719	12	66	HILL	1:56.533	1:56.913	0.380
13	86	LOPES	38.079	78	FORBES-COWDRY	52.345	717	WALSH	27.358	13	717	WALSH	1:56.971		
14	696	MARIETTE	38.355	717	WALSH	52.413	78	FORBES-COWDRY	27.430	14	78	FORBES-COWDRY	1:58.954	1:59.319	0.365
15	60	STERLING	38.789	60	STERLING	53.333	60	STERLING	27.506	15	60	STERLING	1:59.628	1:59.628	0.000
16	78	FORBES-COWDRY	39.179	86	LOPES	54.136	86	LOPES	27.672	16	86	LOPES	1:59.887	2:00.365	0.478
17	228	McFADDEN	39.384	636	MILLS	54.343	186	WILKINSON	27.883	17	636	MILLS	2:02.455	2:02.455	0.000
18	105	STONARD	39.571	105	STONARD	54.803	636	MILLS	27.969	18	105	STONARD	2:02.552	2:02.552	0.000
19	186	WILKINSON	40.118	180	OVEL	54.894	180	OVEL	28.066	19	186	WILKINSON	2:03.018	2:04.326	1.308
20	636	MILLS	40.143	186	WILKINSON	55.017	228	McFADDEN	28.097	20	180	OVEL	2:03.281	2:03.334	0.053
21	180	OVEL	40.321	228	McFADDEN	56.263	105	STONARD	28.178	21	228	McFADDEN	2:03.744	2:03.764	0.020
22	222	ROOKE	41.803	222	ROOKE	57.260	222	ROOKE	29.297	22	222	ROOKE	2:08.360	2:08.724	0.364
23	259	OTTER	43.201	259	OTTER	59.012	259	OTTER	29.823	23	259	OTTER	2:12.036	2:12.307	0.271
24				72	HEMPHILL	1:02.579									
25				455	APPS	1:09.398									

Weather / Track : Cloudy / Wet

Results can be found at www.tsl-timing.com

Brands Hatch GP

Circuit Length = 2.4332 miles

Start: 15:50 Flag 15:59 End: 16:01

Printed - 16:03 Sunday, 04 October 2020

BMCRC - MRO Championships 2020 - Rnd 4 @ Brands Hatch GP

L&W Contractors Rookie 600 & 1000

RACE 14 - STATISTICS

Competitors Started 25
Planned Start 2020-10-04 @ 15:20:00.000
Actual Start 2020-10-04 @ 15:50:35.806
Finish Time 2020-10-04 @ 15:59:52.399
Track Length 2.4332mi.
Total Laps 110
Total Distance Covered 267.6618mi.

Session Fastest Lap History

NO	CL	NAME	LAP TIME	TIME OF DAY	LAP	VEHICLE
710	R1000	James CRAWSHAW	1:50.290	15:54:20.967	2	Kawasaki ZX10R
710	R1000	James CRAWSHAW	1:49.938	15:56:10.903	3	Kawasaki ZX10R

Session Leader History

NO	CL	NAME	FROM LAP	LAPS LED	DISTANCE	VEHICLE
710	R1000	James CRAWSHAW	1	5	12.16 miles	Kawasaki ZX10R

Flag History

TYPE	TIME OF DAY
GREEN	15:50:35.806
FINISH	15:59:52.399

Flag Statistics

TYPE	COUNT	TOTAL LAPS	TOTAL TIME
Green	1	5	11:23.846
Red	0	0	0.000
Safety Car	0	0	0.000
FCY	0	0	0.000

BMCRC - MRO Championships 2020 - Rnd 4 @ Brands Hatch GP

L&W Contractors Rookie 600 & 1000

RACE 14 - STATISTICS

CLASS : R1000

13 Starters

Fastest Lap History

NO	NAME	LAP TIME	TIME OF DAY	LAP	VEHICLE
710	James CRAWSHAW	1:50.290	15:54:20.967	2	Kawasaki ZX10R
710	James CRAWSHAW	1:49.938	15:56:10.903	3	Kawasaki ZX10R

Leader History

NO	NAME	FROM LAP	LAPS LED	DISTANCE	VEHICLE
710	James CRAWSHAW	1	5	12.16 miles	Kawasaki ZX10R

BMCRC - MRO Championships 2020 - Rnd 4 @ Brands Hatch GP

L&W Contractors Rookie 600 & 1000

RACE 14 - STATISTICS

CLASS : R600

12 Starters

Fastest Lap History

NO	NAME	LAP TIME	TIME OF DAY	LAP	VEHICLE
132	Mitchell GILBERT	1:53.725	15:55:07.328	2	Suzuki GSXR 600

Leader History

NO	NAME	FROM LAP	LAPS LED	DISTANCE	VEHICLE
132	Mitchell GILBERT	1	5	12.16 miles	Suzuki GSXR 600

BMCRC-MRO Championships 2020



RKB-F1
MOTORSPORT

RKB - BMCRC F1 & F2 SIDECARS

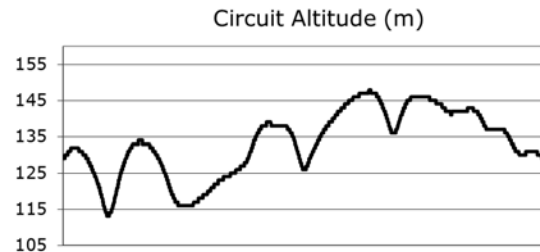
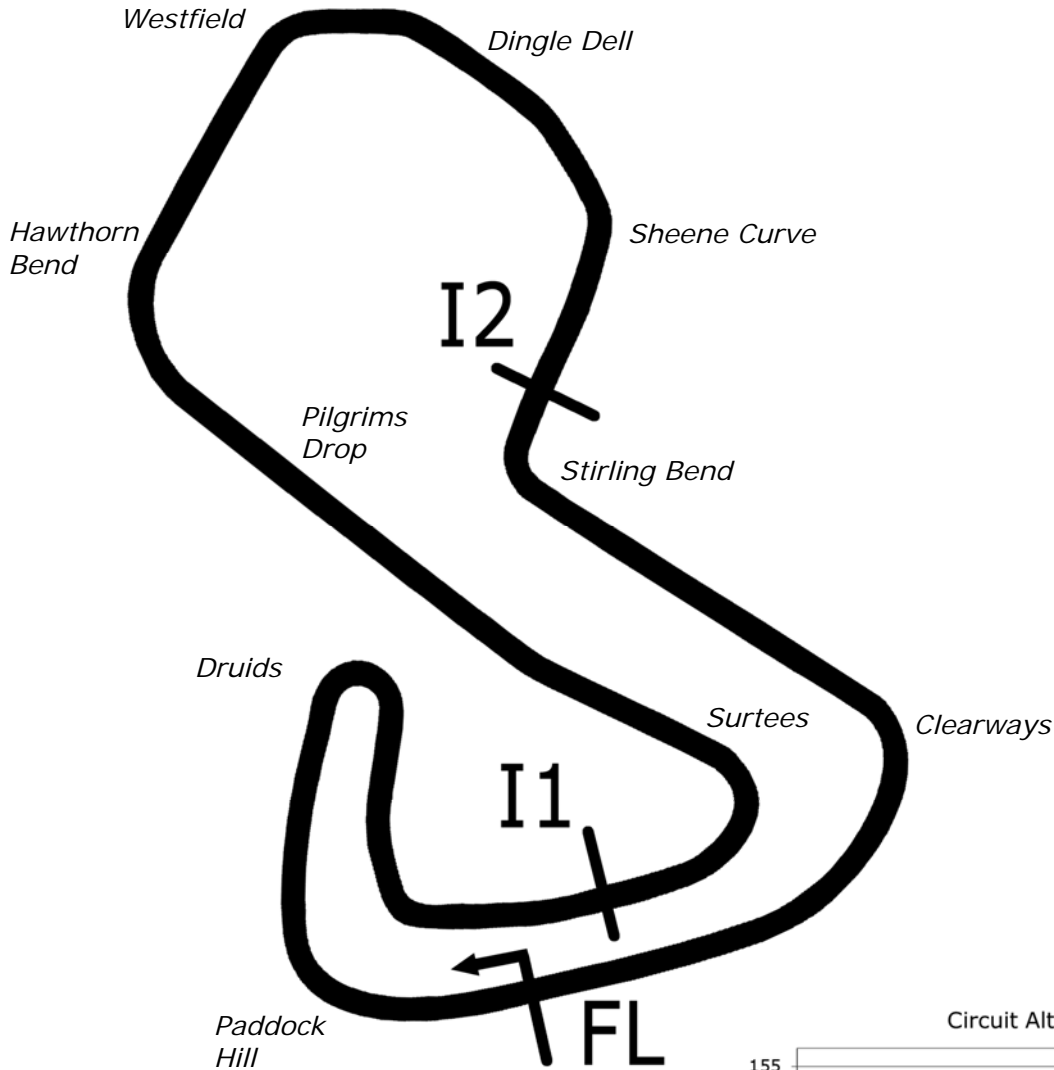
Brands Hatch GP Circuit

3rd / 4th October 2020



Results Provided by Timing Solutions Ltd
www.tsl-timing.com

Brands Hatch GP



Length	2.4332 miles	3916.0 m	
FL		51.36032 N	0.26032 E
I1	1116m	51.35934 N	0.25955 E
I2	2928m	51.35532 N	0.26250 E
Pit Entry	3646m	51.35911 N	0.25743 E
Pit Exit	26m after FL	51.36027 N	0.26078 E
Pit Entry-Pit Exit 277m, 16.6s @60kph, 12.4s @80kph			

All results available at www.tsl-timing.com

BMCRC - MRO Championships 2020 - Rnd 4 @ Brands Hatch GP

RKB-BMCRC F1 & F2 Sidecars

QUALIFYING - CLASSIFICATION



POS	NO	CL	PIC NAME	ENTRY	TIME	ON	LAPS	GAP	DIFF	MPH
1	93	F1	1 HOLDEN / LAWRENCE	LCR Suzuki - Holden racing	1:57.257	2	6			74.70
2	73	F2	1 GOODIER / STONE	LCR - Rowtec ltd	2:00.399	3	5	3.142	3.142	72.75
3	36	F2	2 SCHOFIELD / ROSTROM	DDM - SRT Motorcycles	2:00.962	3	4	3.705	0.563	72.41
4	171	F1	2 WRIGHT / BAILEY	Yamaha - Stainless Steel Designs Ltd.	2:01.811	4	4	4.554	0.849	71.91
5	13	F2	3 DIX / PARKER	Baker Honda - APACHE DEVELOPEMENTS	2:02.003	4	5	4.746	0.192	71.80
6	8	F2	4 ILARIA / SIMS	- Powerhouse	2:02.129	6	6	4.872	0.126	71.72
7	5	F2	5 TAYLOR / HART	Suzuki -	2:03.204	3	5	5.947	1.075	71.10
8	26	F2	6 ATKINSON / MIDDLETON	Bellas - CMS/RAF MSA	2:03.540	3	3	6.283	0.336	70.90
9	118	F1	3 BICKNELL/ ENSOR	LCR Kawasaki -	2:04.792	5	5	7.535	1.252	70.19
10	29	F2	7 GRISTWOOD / CRACKNALL	Suzuki - Gristwood&Toms	2:05.503	1	1	8.246	0.711	69.79
11	964	F2	8 ANDERSON / LUPTON	Lumley - Lumley Engineering	2:06.213	4	4	8.956	0.710	69.40
12	31	F2	9 MUNRO / GEDDES	Shelbourne Yamaha - Allbikes	2:06.946	2	5	9.689	0.733	69.00
13	39	F2	10 MOORE / MOORE	Ireson Honda - LBS Racing/Team Stannard	2:07.255	5	5	9.998	0.309	68.83
14	6	F2	11 BELLABY / GRISTWOOD	DDM Suzuki - Gristwood & Toms	2:08.021	5	5	10.764	0.766	68.42
15	117	F2	12 SCHOFIELD / PAWSEY	Windle Suzuki - Witch eLiquid	2:08.127	5	5	10.870	0.106	68.36
16	71	F2	13 SCHOFIELD / WHITNALL	Ireson Honda -	2:09.556	5	5	12.299	1.429	67.61
17	41	F2	14 RILEY / HAINES	MR Equipe - Finecut Developments	2:10.339	4	4	13.082	0.783	67.20
18	92	F1	4 HILDIGE / SLATER	LCR Yamaha -	2:10.720	4	4	13.463	0.381	67.01
19	17	F1	5 THOMAS / JAMES	Ireson Suzuki - Team Walters & Thomas Sidecar Racing	2:14.466	4	5	17.209	3.746	65.14
20	167	F2	15 PETTMAN / ROBINSON	Windle Yamaha -	2:15.392	3	5	18.135	0.926	64.69
21	136	F1	6 S EDWARDS / L EDWARDS	BMR Suzuki - ECONOMY HEATING SERVICES	2:17.560	3	5	20.303	2.168	63.68
22	54	F2	16 ALTON / BROTHERTON	LCR -	2:17.862	5	5	20.605	0.302	63.54
23	121	F1	7 LAWRENCE / HUGHES	LCR Yamaha -	2:18.096	3	5	20.839	0.234	63.43
24	67	F1	8 JEFFREY / FIELD	Windle - MJP racing	2:20.588	5	5	23.331	2.492	62.30
25	74	F1	9 JO RESTALL / JA RESTALL	RCN Yamaha -	2:22.873	4	4	25.616	2.285	61.31
26	412	F1	10 G PETTIS / C PETTIS	RSR KTM 1190 - Performance Technical	2:41.255	4	4	43.998	18.382	54.32

Weather / Track : Cloudy / Wet

These results are provisional until the conclusion of any judicial and technical matters.

Brands Hatch GP

Circuit Length = 2.4332 miles

Start: 11:13 Flag 11:25 End: 11:27

Clerk Of Course :	Steward :	Timekeeper :
-------------------	-----------	--------------

Results can be found at www.tsl-timing.com

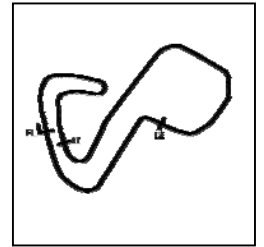
Printed - 11:30 Saturday, 03 October 2020



BMCRC - MRO Championships 2020 - Rnd 4 @ Brands Hatch GP

RKB-BMCRC F1 & F2 Sidecars

QUALIFYING - SECTOR ANALYSIS



SECTOR 1 = FL to I1, SECTOR 2 = I1 to I2, SECTOR 3 = I2 to FL, DIFF = Difference To Personal Best Lap, P = Crossed Finish Line in Pit Lane, D = Time Disallowed

P1 93 F1		HOLDEN / LAWRENCE		LCR Suzuki - Holden racing			
IDEAL LAP TIME : 1:55.819		BEST LAP TIME : 1:57.257		DIFFERENCE : 1.438			
LAP	SECTOR 1	SECTOR 2	SECTOR 3	LAP TIME	MPH	DIFF	TIME OF DAY
1 -	37.622	52.734	28.020	1:58.376 (3)	74.00	1.119	11:17:15.045
2 -	37.002	51.477	28.778	1:57.257 (1)	74.70		11:19:12.302
3 -	37.074	54.532	27.340	1:58.946	73.64	1.689	11:21:11.248
4 -	37.968	55.079	29.485	2:02.532	71.49	5.275	11:23:13.780
5 -	38.773	52.654	28.184	1:59.611	73.23	2.354	11:25:13.391
6 -	37.290	52.795	27.738	1:57.823 (2)	74.34	0.566	11:27:11.214

P2 73 F2		GOODIER / STONE		LCR - Rowtec ltd			
IDEAL LAP TIME : 2:00.155		BEST LAP TIME : 2:00.399		DIFFERENCE : 0.244			
LAP	SECTOR 1	SECTOR 2	SECTOR 3	LAP TIME	MPH	DIFF	TIME OF DAY
1 -	40.611	56.033	29.020	2:05.664	69.70	5.265	11:17:40.341
2 -	39.703	54.782	28.690	2:03.175 (3)	71.11	2.776	11:19:43.516
3 -	39.198	53.134	28.067	2:00.399 (1)	72.75		11:21:43.915
4 -	39.666	54.108	28.252	2:02.026 (2)	71.78	1.627	11:23:45.941
5 -	38.954	57.639	29.912	2:06.505	69.24	6.106	11:25:52.446

P3 36 F2		SCHOFIELD / ROSTROM		DDM - SRT Motorcycles			
IDEAL LAP TIME : 1:59.886		BEST LAP TIME : 2:00.962		DIFFERENCE : 1.076			
LAP	SECTOR 1	SECTOR 2	SECTOR 3	LAP TIME	MPH	DIFF	TIME OF DAY
1 -	38.483	54.777	28.230	2:01.490 (3)	72.10	0.528	11:17:25.933
2 -	39.367	54.464	27.859	2:01.690	71.98	0.728	11:19:27.623
3 -	38.120	54.273	28.569	2:00.962 (1)	72.41		11:21:28.585
4 -	39.293	53.949	27.817	2:01.059 (2)	72.36	0.097	11:23:29.644

P4 171 F1		WRIGHT / BAILEY		Yamaha - Stainless Steel Designs Ltd.			
IDEAL LAP TIME : 2:01.701		BEST LAP TIME : 2:01.811		DIFFERENCE : 0.110			
LAP	SECTOR 1	SECTOR 2	SECTOR 3	LAP TIME	MPH	DIFF	TIME OF DAY
1 -	41.325	57.461	29.292	2:08.078	68.39	6.267	11:17:32.209
2 -	39.697	55.499	28.988	2:04.184 (2)	70.53	2.373	11:19:36.393
3 -	39.492	56.080	28.925	2:04.497 (3)	70.36	2.686	11:21:40.890
4 -	38.735	54.650	28.426	2:01.811 (1)	71.91		11:23:42.701

P5 13 F2		DIX / PARKER		Baker Honda - APACHE DEVELOPEMENTS			
IDEAL LAP TIME : 2:01.180		BEST LAP TIME : 2:02.003		DIFFERENCE : 0.823			
LAP	SECTOR 1	SECTOR 2	SECTOR 3	LAP TIME	MPH	DIFF	TIME OF DAY
1 -	41.672	55.706	28.895	2:06.273	69.37	4.270	11:17:33.950
2 -	40.675	54.372	28.290	2:03.337 (3)	71.02	1.334	11:19:37.287
3 -	40.644	55.319	28.459	2:04.422	70.40	2.419	11:21:41.709
4 -	39.979	53.544	28.480	2:02.003 (1)	71.80		11:23:43.712
5 -	40.464	52.911	28.913	2:02.288 (2)	71.63	0.285	11:25:46.000

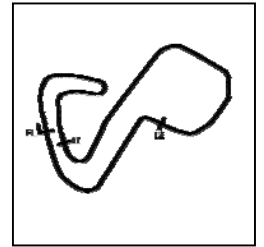
P6 8 F2		ILARIA / SIMS		- Powerhouse			
IDEAL LAP TIME : 2:01.498		BEST LAP TIME : 2:02.129		DIFFERENCE : 0.631			
LAP	SECTOR 1	SECTOR 2	SECTOR 3	LAP TIME	MPH	DIFF	TIME OF DAY
1 -	39.831	56.720	29.402	2:05.953	69.54	3.824	11:17:25.222
2 -	40.319	55.252	29.162	2:04.733	70.22	2.604	11:19:29.955
3 -	39.424	55.764	29.542	2:04.730	70.23	2.601	11:21:34.685
4 -	40.326	54.698	28.640	2:03.664 (3)	70.83	1.535	11:23:38.349
5 -	40.041	53.722	28.466	2:02.229 (2)	71.66	0.100	11:25:40.578
6 -	39.854	53.608	28.667	2:02.129 (1)	71.72		11:27:42.707

Weather / Track : Cloudy / Wet

BMCRC - MRO Championships 2020 - Rnd 4 @ Brands Hatch GP

RKB-BMCRC F1 & F2 Sidecars

QUALIFYING - SECTOR ANALYSIS



SECTOR 1 = FL to I1, SECTOR 2 = I1 to I2, SECTOR 3 = I2 to FL, DIFF = Difference To Personal Best Lap, P = Crossed Finish Line in Pit Lane, D = Time Disallowed

P7 5 F2 TAYLOR / HART		Suzuki -					
IDEAL LAP TIME : 2:03.077		BEST LAP TIME : 2:03.204		DIFFERENCE : 0.127			
LAP	SECTOR 1	SECTOR 2	SECTOR 3	LAP TIME	MPH	DIFF	TIME OF DAY
1 -	42.702	57.530	30.027	2:10.259	67.24	7.055	11:18:33.339
2 -	40.074	57.395	28.846	2:06.315	69.34	3.111	11:20:39.654
3 -	38.938	55.534	28.732	2:03.204 (1)	71.10		11:22:42.858
4 -	39.429	55.418	29.267	2:04.114 (2)	70.57	0.910	11:24:46.972
5 -	39.853	55.407	30.491	2:05.751 (3)	69.66	2.547	11:26:52.723

P8 26 F2 ATKINSON / MIDDLETON		Bellas - CMS/RAF MSA					
IDEAL LAP TIME : 2:03.540		BEST LAP TIME : 2:03.540		DIFFERENCE : 0.000			
LAP	SECTOR 1	SECTOR 2	SECTOR 3	LAP TIME	MPH	DIFF	TIME OF DAY
1 -	43.964	1:00.167	30.961	2:15.092 (3)	64.84	11.552	11:18:44.214
2 -	42.292	55.968	29.620	2:07.880 (2)	68.50	4.340	11:20:52.094
3 -	39.539	54.989	29.012	2:03.540 (1)	70.90		11:22:55.634

P9 118 F1 BICKNELL/ ENSOR		LCR Kawasaki -					
IDEAL LAP TIME : 2:04.055		BEST LAP TIME : 2:04.792		DIFFERENCE : 0.737			
LAP	SECTOR 1	SECTOR 2	SECTOR 3	LAP TIME	MPH	DIFF	TIME OF DAY
1 -	41.633	58.607	30.723	2:10.963	66.88	6.171	11:18:05.287
2 -	41.633	58.962	30.451	2:11.046	66.84	6.254	11:20:16.333
3 -	40.738	58.356	30.027	2:09.121 (3)	67.84	4.329	11:22:25.454
4 -	41.193	57.681	29.339	2:08.213 (2)	68.32	3.421	11:24:33.667
5 -	41.475	54.490	28.827	2:04.792 (1)	70.19		11:26:38.459

P10 29 F2 GRISTWOOD / CRACKNALL		Suzuki - Gristwood&Toms					
IDEAL LAP TIME : 2:05.503		BEST LAP TIME : 2:05.503		DIFFERENCE : 0.000			
LAP	SECTOR 1	SECTOR 2	SECTOR 3	LAP TIME	MPH	DIFF	TIME OF DAY
1 -	40.119	55.605	29.779	2:05.503 (1)	69.79		11:17:30.534

P11 964 F2 ANDERSON / LUPTON		Lumley - Lumley Engineering					
IDEAL LAP TIME : 2:06.213		BEST LAP TIME : 2:06.213		DIFFERENCE : 0.000			
LAP	SECTOR 1	SECTOR 2	SECTOR 3	LAP TIME	MPH	DIFF	TIME OF DAY
1 -	45.764	59.989	31.204	2:16.957 (2)	63.96	10.744	11:18:44.059
2 -	43.951	57.657	IN PIT	3:03.906 P	47.63	57.693	11:21:47.965
3 -	OUTLAP	56.647	29.980	2:09.574	67.60	3.361	11:23:57.539
4 -	40.421	56.289	29.503	2:06.213 (1)	69.40		11:26:03.752

P12 31 F2 MUNRO / GEDDES		Shelbourne Yamaha - Allbikes					
IDEAL LAP TIME : 2:05.469		BEST LAP TIME : 2:06.946		DIFFERENCE : 1.477			
LAP	SECTOR 1	SECTOR 2	SECTOR 3	LAP TIME	MPH	DIFF	TIME OF DAY
1 -	42.243	57.772	29.154	2:09.169	67.81	2.223	11:17:53.419
2 -	40.156	56.960	29.830	2:06.946 (1)	69.00		11:20:00.365
3 -	40.514	57.534	30.053	2:08.101 (3)	68.38	1.155	11:22:08.466
4 -	44.325	56.159	30.159	2:10.643	67.05	3.697	11:24:19.109
5 -	41.265	57.059	29.696	2:08.020 (2)	68.42	1.074	11:26:27.129

P13 39 F2 MOORE / MOORE		Ireson Honda - LBS Racing/Team Stannard					
IDEAL LAP TIME : 2:06.782		BEST LAP TIME : 2:07.255		DIFFERENCE : 0.473			
LAP	SECTOR 1	SECTOR 2	SECTOR 3	LAP TIME	MPH	DIFF	TIME OF DAY
1 -	42.972	1:00.588	30.285	2:13.845	65.44	6.590	11:18:03.519
2 -	42.332	59.309	29.620	2:11.261	66.73	4.006	11:20:14.780
3 -	40.943	59.272	30.437	2:10.652 (3)	67.04	3.397	11:22:25.432
4 -	40.648	57.621	29.831	2:08.100 (2)	68.38	0.845	11:24:33.532
5 -	41.121	56.622	29.512	2:07.255 (1)	68.83		11:26:40.787

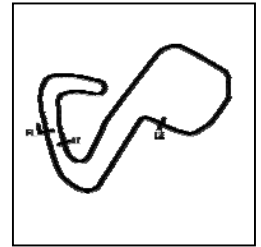
Weather / Track : Cloudy / Wet

Brands Hatch GP
Circuit Length = 2.4332 miles
Start: 11:13 Flag 11:25 End: 11:27

BMCRC - MRO Championships 2020 - Rnd 4 @ Brands Hatch GP

RKB-BMCRC F1 & F2 Sidecars

QUALIFYING - SECTOR ANALYSIS



SECTOR 1 = FL to I1, SECTOR 2 = I1 to I2, SECTOR 3 = I2 to FL, DIFF = Difference To Personal Best Lap, P = Crossed Finish Line in Pit Lane, D = Time Disallowed

P14 6 F2		BELLABY / GRISTWOOD		DDM Suzuki - Gristwood & Toms			
IDEAL LAP TIME : 2:07.308		BEST LAP TIME : 2:08.021		DIFFERENCE : 0.713			
LAP	SECTOR 1	SECTOR 2	SECTOR 3	LAP TIME	MPH	DIFF	TIME OF DAY
1 -	41.601	1:01.066	30.002	2:12.669	66.02	4.648	11:17:48.956
2 -	41.430	58.971	29.979	2:10.380 (3)	67.18	2.359	11:19:59.336
3 -	40.384	57.598	30.634	2:08.616 (2)	68.10	0.595	11:22:07.952
4 -	41.950	58.715	30.291	2:10.956	66.89	2.935	11:24:18.908
5 -	40.981	56.945	30.095	2:08.021 (1)	68.42		11:26:26.929

P15 117 F2		SCHOFIELD / PAWSEY		Windle Suzuki - Witch eLiquid			
IDEAL LAP TIME : 2:07.628		BEST LAP TIME : 2:08.127		DIFFERENCE : 0.499			
LAP	SECTOR 1	SECTOR 2	SECTOR 3	LAP TIME	MPH	DIFF	TIME OF DAY
1 -	46.463	59.922	30.624	2:17.009	63.93	8.882	11:18:42.991
2 -	43.976	57.329	29.670	2:10.975 (3)	66.88	2.848	11:20:53.966
3 -	43.443	1:00.332	30.400	2:14.175	65.28	6.048	11:23:08.141
4 -	43.199	56.341	29.581	2:09.121 (2)	67.84	0.994	11:25:17.262
5 -	42.575	55.472	30.080	2:08.127 (1)	68.36		11:27:25.389

P16 71 F2		SCHOFIELD / WHITNALL		Ireson Honda -			
IDEAL LAP TIME : 2:09.359		BEST LAP TIME : 2:09.556		DIFFERENCE : 0.197			
LAP	SECTOR 1	SECTOR 2	SECTOR 3	LAP TIME	MPH	DIFF	TIME OF DAY
1 -	43.387	59.710	30.018	2:13.115	65.80	3.559	11:18:28.980
2 -	43.635	1:00.504	30.492	2:14.631	65.06	5.075	11:20:43.611
3 -	42.634	58.184	30.143	2:10.961 (2)	66.88	1.405	11:22:54.572
4 -	43.691	58.031	29.770	2:11.492 (3)	66.61	1.936	11:25:06.064
5 -	42.011	58.228	29.317	2:09.556 (1)	67.61		11:27:15.620

P17 41 F2		RILEY / HAINES		MR Equipe - Finecut Developments			
IDEAL LAP TIME : 2:10.339		BEST LAP TIME : 2:10.339		DIFFERENCE : 0.000			
LAP	SECTOR 1	SECTOR 2	SECTOR 3	LAP TIME	MPH	DIFF	TIME OF DAY
1 -	44.581	1:02.831	33.776	2:21.188 (2)	62.04	10.849	11:18:43.631
2 -			IN PIT	3:34.844 P	40.77	1:24.505	11:22:18.475
3 -	OUTLAP	1:01.578	31.753	2:23.343	61.11	13.004	11:24:41.818
4 -	42.373	56.911	31.055	2:10.339 (1)	67.20		11:26:52.157

P18 92 F1		HILDIGE / SLATER		LCR Yamaha -			
IDEAL LAP TIME : 2:10.720		BEST LAP TIME : 2:10.720		DIFFERENCE : 0.000			
LAP	SECTOR 1	SECTOR 2	SECTOR 3	LAP TIME	MPH	DIFF	TIME OF DAY
1 -	48.393	1:10.630	34.897	2:33.920	56.91	23.200	11:19:01.169
2 -	47.016	1:02.672	31.736	2:21.424 (3)	61.94	10.704	11:21:22.593
3 -	43.375	59.298	30.993	2:13.666 (2)	65.53	2.946	11:23:36.259
4 -	42.285	57.479	30.956	2:10.720 (1)	67.01		11:25:46.979

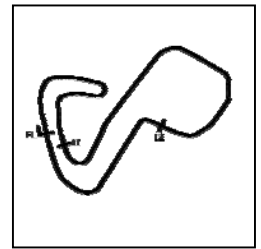
P19 17 F1		THOMAS / JAMES		Ireson Suzuki - Team Walters & Thomas Sidecar Racing			
IDEAL LAP TIME : 2:12.249		BEST LAP TIME : 2:14.466		DIFFERENCE : 2.217			
LAP	SECTOR 1	SECTOR 2	SECTOR 3	LAP TIME	MPH	DIFF	TIME OF DAY
1 -	43.162	1:05.435	32.595	2:21.192	62.04	6.726	11:18:43.543
2 -	44.127	1:01.939	29.860	2:15.926 (3)	64.44	1.460	11:20:59.469
3 -	43.156	1:02.230	32.370	2:17.756	63.58	3.290	11:23:17.225
4 -	43.131	1:00.431	30.904	2:14.466 (1)	65.14		11:25:31.691
5 -	41.958	1:02.499	30.716	2:15.173 (2)	64.80	0.707	11:27:46.864

Weather / Track : Cloudy / Wet

BMCRC - MRO Championships 2020 - Rnd 4 @ Brands Hatch GP

RKB-BMCRC F1 & F2 Sidecars

QUALIFYING - SECTOR ANALYSIS



SECTOR 1 = FL to I1, SECTOR 2 = I1 to I2, SECTOR 3 = I2 to FL, DIFF = Difference To Personal Best Lap, P = Crossed Finish Line in Pit Lane, D = Time Disallowed

P20 167 F2		PETTMAN / ROBINSON		Windle Yamaha -			
IDEAL LAP TIME : 2:15.119		BEST LAP TIME : 2:15.392		DIFFERENCE : 0.273			
LAP	SECTOR 1	SECTOR 2	SECTOR 3	LAP TIME	MPH	DIFF	TIME OF DAY
1 -	43.973	1:03.405	32.832	2:20.210	62.47	4.818	11:18:07.070
2 -	42.954	1:01.625	33.070	2:17.649	63.63	2.257	11:20:24.719
3 -	42.869	1:00.531	31.992	2:15.392 (1)	64.69		11:22:40.111
4 -	43.228	1:01.190	32.813	2:17.231 (3)	63.83	1.839	11:24:57.342
5 -	43.615	1:00.258	32.006	2:15.879 (2)	64.46	0.487	11:27:13.221

P21 136 F1		S EDWARDS / L EDWARDS		BMR Suzuki - ECONOMY HEATING SERVICES			
IDEAL LAP TIME : 2:16.784		BEST LAP TIME : 2:17.560		DIFFERENCE : 0.776			
LAP	SECTOR 1	SECTOR 2	SECTOR 3	LAP TIME	MPH	DIFF	TIME OF DAY
1 -	45.279	1:05.746	32.627	2:23.652	60.97	6.092	11:18:26.156
2 -	46.685	1:07.385	31.683	2:25.753	60.10	8.193	11:20:51.909
3 -	43.683	1:01.418	32.459	2:17.560 (1)	63.68		11:23:09.469
4 -	44.293	1:01.744	32.240	2:18.277 (2)	63.34	0.717	11:25:27.746
5 -	44.333	1:03.720	33.004	2:21.057 (3)	62.10	3.497	11:27:48.803

P22 54 F2		ALTON / BROTHERTON		LCR -			
IDEAL LAP TIME : 2:17.862		BEST LAP TIME : 2:17.862		DIFFERENCE : 0.000			
LAP	SECTOR 1	SECTOR 2	SECTOR 3	LAP TIME	MPH	DIFF	TIME OF DAY
1 -	46.900	1:05.811	34.037	2:26.748	59.69	8.886	11:18:30.936
2 -	46.303	1:04.586	32.352	2:23.241	61.15	5.379	11:20:54.177
3 -	46.225	1:03.226	33.784	2:23.235 (3)	61.15	5.373	11:23:17.412
4 -	45.478	1:03.037	32.952	2:21.467 (2)	61.92	3.605	11:25:38.879
5 -	44.758	1:00.807	32.297	2:17.862 (1)	63.54		11:27:56.741

P23 121 F1		LAWRENCE / HUGHES		LCR Yamaha -			
IDEAL LAP TIME : 2:17.735		BEST LAP TIME : 2:18.096		DIFFERENCE : 0.361			
LAP	SECTOR 1	SECTOR 2	SECTOR 3	LAP TIME	MPH	DIFF	TIME OF DAY
1 -	44.841	1:03.770	32.562	2:21.173	62.05	3.077	11:18:16.953
2 -	43.330	1:03.381	32.427	2:19.138 (2)	62.95	1.042	11:20:36.091
3 -	42.987	1:02.331	32.778	2:18.096 (1)	63.43		11:22:54.187
4 -	45.335	1:03.549	32.585	2:21.469	61.92	3.373	11:25:15.656
5 -	43.792	1:03.637	32.417	2:19.846 (3)	62.63	1.750	11:27:35.502

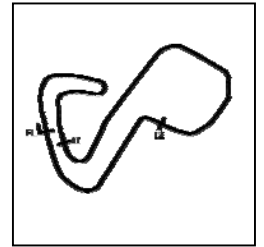
P24 67 F1		JEFFREY / FIELD		Windle - MJP racing			
IDEAL LAP TIME : 2:20.588		BEST LAP TIME : 2:20.588		DIFFERENCE : 0.000			
LAP	SECTOR 1	SECTOR 2	SECTOR 3	LAP TIME	MPH	DIFF	TIME OF DAY
1 -	45.675	1:05.177	33.018	2:23.870	60.88	3.282	11:18:20.347
2 -	46.219	1:06.251	33.138	2:25.608	60.16	5.020	11:20:45.955
3 -	44.468	1:05.562	33.781	2:23.811 (3)	60.91	3.223	11:23:09.766
4 -	45.401	1:04.362	33.588	2:23.351 (2)	61.10	2.763	11:25:33.117
5 -	44.251	1:03.348	32.989	2:20.588 (1)	62.30		11:27:53.705

P25 74 F1		JO RESTALL / JA RESTALL		RCN Yamaha -			
IDEAL LAP TIME : 2:22.510		BEST LAP TIME : 2:22.873		DIFFERENCE : 0.363			
LAP	SECTOR 1	SECTOR 2	SECTOR 3	LAP TIME	MPH	DIFF	TIME OF DAY
1 -	51.338	1:11.609	34.958	2:37.905	55.47	15.032	11:19:00.486
2 -	46.772	1:09.981	35.551	2:32.304 (3)	57.51	9.431	11:21:32.790
3 -	46.114	1:05.618	33.428	2:25.160 (2)	60.34	2.287	11:23:57.950
4 -	46.477	1:03.865	32.531	2:22.873 (1)	61.31		11:26:20.823

BMCRC - MRO Championships 2020 - Rnd 4 @ Brands Hatch GP

RKB-BMCRC F1 & F2 Sidecars

QUALIFYING - SECTOR ANALYSIS



SECTOR 1 = FL to I1, SECTOR 2 = I1 to I2, SECTOR 3 = I2 to FL, DIFF = Difference To Personal Best Lap, P = Crossed Finish Line in Pit Lane, D = Time Disallowed

P26 412 F1		G PETTIS / C PETTIS		RSR KTM 1190 - Performance Technical			
IDEAL LAP TIME : 2:39.469		BEST LAP TIME : 2:41.255		DIFFERENCE : 1.786			
LAP	SECTOR 1	SECTOR 2	SECTOR 3	LAP TIME	MPH	DIFF	TIME OF DAY
1 -	49.420	1:17.191	38.836	2:45.447 (3)	52.94	4.192	11:19:15.920
2 -	50.783	1:16.283	39.053	2:46.119	52.73	4.864	11:22:02.039
3 -	51.384	1:14.599	38.909	2:44.892 (2)	53.12	3.637	11:24:46.931
4 -	51.206	1:13.194	36.855	2:41.255 (1)	54.32		11:27:28.186

BMCRC - MRO Championships 2020 - Rnd 4 @ Brands Hatch GP

RKB-BMCRC F1 & F2 Sidecars

QUALIFYING - BEST SECTORS

SECTOR 1			SECTOR 2			SECTOR 3			IDEAL / BEST COMPARISON						
POS	NO	NAME	TIME	NO	NAME	TIME	NO	NAME	TIME	POS	NO	NAME	IDEAL	BEST	DIFF
													PERFECT LAP	1:55.819	
1	93	HOLDEN / LAWRENCE	37.002	93	HOLDEN / LAWRENCE	51.477	93	HOLDEN / LAWRENCE	27.340	1	93	HOLDEN / LAWRENCE	1:55.819	1:57.257	1.438
2	36	SCHOFIELD / ROSTROM	38.120	13	DIX / PARKER	52.911	36	SCHOFIELD / ROSTROM	27.817	2	36	SCHOFIELD / ROSTROM	1:59.886	2:00.962	1.076
3	171	WRIGHT / BAILEY	38.735	73	GOODIER / STONE	53.134	73	GOODIER / STONE	28.067	3	73	GOODIER / STONE	2:00.155	2:00.399	0.244
4	5	TAYLOR / HART	38.938	8	ILARIA / SIMS	53.608	13	DIX / PARKER	28.290	4	13	DIX / PARKER	2:01.180	2:02.003	0.823
5	73	GOODIER / STONE	38.954	36	SCHOFIELD / ROSTROM	53.949	171	WRIGHT / BAILEY	28.426	5	8	ILARIA / SIMS	2:01.498	2:02.129	0.631
6	8	ILARIA / SIMS	39.424	118	BICKNELL/ ENSOR	54.490	8	ILARIA / SIMS	28.466	6	171	WRIGHT / BAILEY	2:01.701	2:01.811	0.110
7	26	ATKINSON / MIDDLETON	39.539	171	WRIGHT / BAILEY	54.540	5	TAYLOR / HART	28.732	7	5	TAYLOR / HART	2:03.077	2:03.204	0.127
8	13	DIX / PARKER	39.979	26	ATKINSON / MIDDLETON	54.989	118	BICKNELL/ ENSOR	28.827	8	26	ATKINSON / MIDDLETON	2:03.540	2:03.540	0.000
9	29	GRISTWOOD / CRACKNALL	40.119	5	TAYLOR / HART	55.407	26	ATKINSON / MIDDLETON	29.012	9	118	BICKNELL/ ENSOR	2:04.055	2:04.792	0.737
10	31	MUNRO / GEDDES	40.156	117	SCHOFIELD / PAWSEY	55.472	31	MUNRO / GEDDES	29.154	10	31	MUNRO / GEDDES	2:05.469	2:06.946	1.477
11	6	BELLABY / GRISTWOOD	40.384	29	GRISTWOOD / CRACKNALL	55.605	71	SCHOFIELD / WHITNALL	29.317	11	29	GRISTWOOD / CRACKNALL	2:05.503	2:05.503	0.000
12	964	ANDERSON / LUPTON	40.421	31	MUNRO / GEDDES	56.159	964	ANDERSON / LUPTON	29.503	12	964	ANDERSON / LUPTON	2:06.213	2:06.213	0.000
13	39	MOORE / MOORE	40.648	964	ANDERSON / LUPTON	56.289	39	MOORE / MOORE	29.512	13	39	MOORE / MOORE	2:06.782	2:07.255	0.473
14	118	BICKNELL/ ENSOR	40.738	39	MOORE / MOORE	56.622	117	SCHOFIELD / PAWSEY	29.581	14	6	BELLABY / GRISTWOOD	2:07.308	2:08.021	0.713
15	17	THOMAS / JAMES	41.958	41	RILEY / HAINES	56.911	29	GRISTWOOD / CRACKNALL	29.779	15	117	SCHOFIELD / PAWSEY	2:07.628	2:08.127	0.499
16	71	SCHOFIELD / WHITNALL	42.011	6	BELLABY / GRISTWOOD	56.945	17	THOMAS / JAMES	29.860	16	71	SCHOFIELD / WHITNALL	2:09.359	2:09.556	0.197
17	92	HILDIGE / SLATER	42.285	92	HILDIGE / SLATER	57.479	6	BELLABY / GRISTWOOD	29.979	17	41	RILEY / HAINES	2:10.339	2:10.339	0.000
18	41	RILEY / HAINES	42.373	71	SCHOFIELD / WHITNALL	58.031	92	HILDIGE / SLATER	30.956	18	92	HILDIGE / SLATER	2:10.720	2:10.720	0.000
19	117	SCHOFIELD / PAWSEY	42.575	167	PETTMAN / ROBINSON	1:00.258	41	RILEY / HAINES	31.055	19	17	THOMAS / JAMES	2:12.249	2:14.466	2.217
20	167	PETTMAN / ROBINSON	42.869	17	THOMAS / JAMES	1:00.431	136	S EDWARDS / L EDWARDS	31.683	20	167	PETTMAN / ROBINSON	2:15.119	2:15.392	0.273
21	121	LAWRENCE / HUGHES	42.987	54	ALTON / BROTHERTON	1:00.807	167	PETTMAN / ROBINSON	31.992	21	136	S EDWARDS / L EDWARDS	2:16.784	2:17.560	0.776
22	136	S EDWARDS / L EDWARDS	43.683	136	S EDWARDS / L EDWARDS	1:01.418	54	ALTON / BROTHERTON	32.297	22	121	LAWRENCE / HUGHES	2:17.735	2:18.096	0.361
23	67	JEFFREY / FIELD	44.251	121	LAWRENCE / HUGHES	1:02.331	121	LAWRENCE / HUGHES	32.417	23	54	ALTON / BROTHERTON	2:17.862	2:17.862	0.000
24	54	ALTON / BROTHERTON	44.758	67	JEFFREY / FIELD	1:03.348	74	JO RESTALL / JA RESTALL	32.531	24	67	JEFFREY / FIELD	2:20.588	2:20.588	0.000
25	74	JO RESTALL / JA RESTALL	46.114	74	JO RESTALL / JA RESTALL	1:03.865	67	JEFFREY / FIELD	32.989	25	74	JO RESTALL / JA RESTALL	2:22.510	2:22.873	0.363
26	412	G PETTIS / C PETTIS	49.420	412	G PETTIS / C PETTIS	1:13.194	412	G PETTIS / C PETTIS	36.855	26	412	G PETTIS / C PETTIS	2:39.469	2:41.255	1.786

Weather / Track : Cloudy / Wet

Results can be found at www.tsl-timing.com

Brands Hatch GP

Circuit Length = 2.4332 miles

Start: 11:13 Flag 11:25 End: 11:27

Printed - 11:30 Saturday, 03 October 2020

BMCRC - MRO Championships 2020 - Rnd 4 @ Brands Hatch GP

RKB-BMCRC F1 & F2 Sidecars

QUALIFYING - STATISTICS

Competitors Started 26
Planned Start 2020-10-03 @ 11:16:00.000
Actual Start 2020-10-03 @ 11:13:50.199
Finish Time 2020-10-03 @ 11:25:42.585
Track Length 2.4332mi.
Total Laps 119
Total Distance Covered 289.5614mi.

Session Fastest Lap History

NO	CL	NAME	LAP TIME	TIME OF DAY	LAP	VEHICLE
93	F1	HOLDEN / LAWRENCE	1:58.376	11:17:15.065	1	LCR Suzuki
93	F1	HOLDEN / LAWRENCE	1:57.257	11:19:12.321	2	LCR Suzuki

Flag History

TYPE	TIME OF DAY
GREEN	11:13:50.199
FINISH	11:25:42.585

Flag Statistics

TYPE	COUNT	TOTAL LAPS	TOTAL TIME
Green	1	6	14:09.295
Red	0	0	0.000
Safety Car	0	0	0.000
FCY	0	0	0.000

BMCRC - MRO Championships 2020 - Rnd 4 @ Brands Hatch GP

RKB-BMCRC F1 & F2 Sidecars

QUALIFYING - STATISTICS

CLASS : F1

10 Starters

Fastest Lap History

NO	NAME	LAP TIME	TIME OF DAY	LAP	VEHICLE
93	HOLDEN / LAWRENCE	1:58.376	11:17:15.065	1	LCR Suzuki
93	HOLDEN / LAWRENCE	1:57.257	11:19:12.321	2	LCR Suzuki

BMCRC - MRO Championships 2020 - Rnd 4 @ Brands Hatch GP

RKB-BMCRC F1 & F2 Sidecars

QUALIFYING - STATISTICS

CLASS : F2

16 Starters

Fastest Lap History

NO	NAME	LAP TIME	TIME OF DAY	LAP	VEHICLE
8	ILARIA / SIMS	2:05.953	11:17:25.259	1	
36	SCHOFIELD / ROSTROM	2:01.490	11:17:25.976	1	DDM
36	SCHOFIELD / ROSTROM	2:00.962	11:21:28.628	3	DDM
73	GOODIER / STONE	2:00.399	11:21:43.935	3	LCR

BMCRC - MRO Championships 2020 - Rnd 4 @ Brands Hatch GP

RKB-BMCRC F1 & F2 Sidecars

RACE 11 - GRID (5 Laps)



ROW 14	28		27	37 KNIGHT / HUGHES			
ROW 13		2:41.255	26	412 G PETTIS / C PETTIS	25	74 JO RESTALL / JA RESTALL	2:22.873
ROW 12	24	2:20.588	67 JEFFREY / FIELD	23	121 LAWRENCE / HUGHES	2:18.096	
ROW 11		2:17.862	22	54 ALTON / BROTHERTON	21	136 S EDWARDS / L EDWARDS	2:17.560
ROW 10	20	2:15.392	167 PETTMAN / ROBINSON	19	17 THOMAS / JAMES	2:14.466	
ROW 9		2:10.720	18	92 HILDIGE / SLATER	17	41 RILEY / HAINES	2:10.339
ROW 8	16	2:09.556	71 SCHOFIELD / WHITNALL	15	117 SCHOFIELD / PAWSEY	2:08.127	
ROW 7		2:08.021	14	6 BELLABY / GRISTWOOD	13	39 MOORE / MOORE	2:07.255
ROW 6	12	2:06.946	31 MUNRO / GEDDES	11	964 ANDERSON / LUPTON	2:06.213	
ROW 5		2:05.503	10	29 GRISTWOOD / CRACKNALL	9	118 BICKNELL/ ENSOR	2:04.792
ROW 4	8	2:03.540	26 ATKINSON / MIDDLETON	7	5 TAYLOR / HART	2:03.204	
ROW 3		2:02.129	6	8 ILARIA / SIMS	5	13 DIX / PARKER	2:02.003
ROW 2	4	2:01.811	171 WRIGHT / BAILEY	3	36 SCHOFIELD / ROSTROM	2:00.962	
ROW 1		2:00.399	2	73 GOODIER / STONE	1	93 HOLDEN / LAWRENCE	1:57.257
						Pole	

Brands Hatch GP
Circuit Length = 2.4332 miles

These results are provisional until the conclusion of any judicial and technical matters.

Clerk Of Course :	Steward :	Timekeeper :
-------------------	-----------	--------------

Results can be found at www.tsl-timing.com

Printed - 11:31 Saturday, 03 October 2020



BMCRC - MRO Championships 2020 - Rnd 4 @ Brands Hatch GP

RKB-BMCRC F1 & F2 Sidecars

RACE 11 - CLASSIFICATION



POS	NO	CL	PIC NAME	ENTRY	LAPS	TIME	GAP	DIFF	MPH	BEST	ON
1	93	F1	1 HOLDEN / LAWRENCE	LCR Suzuki - Holden racing	3	5:12.099			84.20	1:41.009	3
2	13	F2	1 DIX / PARKER	Baker Honda - APACHE DEVELOPEMENTS	3	5:18.143	6.044	6.044	82.60	1:43.485	3
3	36	F2	2 SCHOFIELD / ROSTROM	DDM - SRT Motorcycles	3	5:18.292	6.193	0.149	82.56	1:43.773	3
4	118	F1	2 BICKNELL/ ENSOR	LCR Kawasaki -	3	5:18.583	6.484	0.291	82.48	1:43.024	2
5	26	F2	3 ATKINSON / MIDDLETON	Bellas - CMS/RAF MSA	3	5:20.578	8.479	1.995	81.97	1:43.694	3
6	8	F2	4 ILARIA / SIMS	- Powerhouse	3	5:26.188	14.089	5.610	80.56	1:45.506	3
7	73	F2	5 GOODIER / STONE	LCR - Rowtec Ltd	3	5:27.295	15.196	1.107	80.29	1:46.849	2
8	171	F1	3 WRIGHT / BAILEY	Yamaha - Stainless Steel Designs Ltd.	3	5:28.640	16.541	1.345	79.96	1:46.569	2
9	17	F1	4 THOMAS / JAMES	Ireson Suzuki - Team Walters & Thomas Sidecar R	3	5:28.944	16.845	0.304	79.89	1:46.714	2
10	39	F2	6 MOORE / MOORE	Ireson Honda - LBS Racing/Team Stannard	3	5:29.563	17.464	0.619	79.74	1:46.742	2
11	54	F2	7 ALTON / BROTHERTON	LCR -	3	5:38.950	26.851	9.387	77.53	1:48.351	2
12	136	F1	5 S EDWARDS / L EDWARDS	BMR Suzuki - ECONOMY HEATING SERVICES	3	5:41.896	29.797	2.946	76.86	1:49.682	3
13	121	F1	6 LAWRENCE / HUGHES	LCR Yamaha -	3	5:43.897	31.798	2.001	76.41	1:49.061	3
14	31	F2	8 MUNRO / GEDDES	Shelbourne Yamaha - Allbikes	3	5:44.808	32.709	0.911	76.21	1:49.940	3
15	6	F2	9 BELLABY / GRISTWOOD	DDM Suzuki - Gristwood & Toms	3	5:48.017	35.918	3.209	75.51	1:53.325	3
16	29	F2	10 GRISTWOOD / CRACKNALL	Suzuki - Gristwood&Toms	3	5:48.117	36.018	0.100	75.49	1:52.833	3
17	67	F1	7 JEFFREY / FIELD	Windle - MJR racing	3	5:48.311	36.212	0.194	75.44	1:52.422	3
18	74	F1	8 JO RESTALL / JA RESTALL	RCN Yamaha -	3	5:48.611	36.512	0.300	75.38	1:51.174	3
19	412	F1	9 G PETTIS / C PETTIS	RSR KTM 1190 - Performance Technical	3	5:56.052	43.953	7.441	73.80	1:52.405	2
20	167	F2	11 PETTMAN / ROBINSON	Windle Yamaha -	3	5:56.932	44.833	0.880	73.62	1:54.259	2

NOT CLASSIFIED

DNF	92	F1	HILDIGE / SLATER	LCR Yamaha -	2	4:15.361	1 Lap	1 Lap	68.60	2:09.783	2
DNF	41	F2	RILEY / HAINES	MR Equipe - Finecut Developments	1	1:59.749	2 Laps	1 Lap	73.15		
DNF	117	F2	SCHOFIELD / PAWSEY	Windle Suzuki - Witch eLiquid	0						
DNF	964	F2	ANDERSON / LUPTON	Lumley - Lumley Engineering	0						

FASTEST LAP

93	F1	HOLDEN / LAWRENCE	LCR Suzuki - Holden racing	3	1:41.009	86.72 mph	139.56 kph
13	F2	DIX / PARKER	Baker Honda - APACHE DEVELOPEMENTS	3	1:43.485	84.64 mph	136.22 kph

Class F1 - 92.5% of Race Speed = 77.88 mph
 Class F2 - 92.5% of Race Speed = 76.40 mph

Brands Hatch GP
 Circuit Length = 2.4332 miles
 Start: 16:03 Flag 16:08 End: 16:09

Weather / Track : Cloudy / Dry

These results are provisional until the conclusion of any judicial and technical matters.

Clerk Of Course :	Steward :	Timekeeper :
-------------------	-----------	--------------

Results can be found at www.tsl-timing.com

Printed - 16:09 Saturday, 03 October 2020



BMCRC - MRO Championships 2020 - Rnd 4 @ Brands Hatch GP

RKB-BMCRC F1 & F2 Sidecars

RACE 11 - LAP CHART

LAP 1 @ 16:05:13.136		
NO	BEHIND	LAP TIME

93		1:49.991
36	0.227	1:50.218
13	1.089	1:51.080
118	1.928	1:51.919
73	2.911	1:52.902
26	3.001	1:52.992
171	4.011	1:54.002
8	4.313	1:54.304
17	4.622	1:54.613
39	5.672	1:55.663
41	9.758	1:59.749
54	10.220	2:00.211
29	10.611	2:00.602
6	10.941	2:00.932
31	11.047	2:01.038
136	11.336	2:01.327
67	11.770	2:01.761
121	12.298	2:02.289
74	15.032	2:05.023
92	15.587	2:05.578
167	16.901	2:06.892
412	19.670	2:09.661

121	31.798	1:49.061
31	32.709	1:49.940
6	35.918	1:53.325
29	36.018	1:52.833
67	36.212	1:52.422
74	36.512	1:51.174
412	43.953	1:53.986
167	44.833	1:55.781

LAP 2 @ 16:06:54.235		
NO	BEHIND	LAP TIME

93		1:41.099
36	3.429	1:44.301
13	3.568	1:43.578
118	3.853	1:43.024
26	5.794	1:43.892
73	8.661	1:46.849
171	9.481	1:46.569
8	9.592	1:46.378
17	10.237	1:46.714
39	11.315	1:46.742
54	17.472	1:48.351
136	21.124	1:50.887
6	23.602	1:53.760
121	23.746	1:52.547
31	23.778	1:53.830
29	24.194	1:54.682
67	24.799	1:54.128
74	26.347	1:52.414
167	30.061	1:54.259
412	30.976	1:52.405
92	44.271	2:09.783

LAP 3 @ 16:08:35.244		
NO	BEHIND	LAP TIME

93		1:41.009
13	6.044	1:43.485
36	6.193	1:43.773
118	6.484	1:43.640
26	8.479	1:43.694
8	14.089	1:45.506
73	15.196	1:47.544
171	16.541	1:48.069
17	16.845	1:47.617
39	17.464	1:47.158
54	26.851	1:50.388
136	29.797	1:49.682

Weather / Track : Cloudy / Dry

Results can be found at www.tsl-timing.com

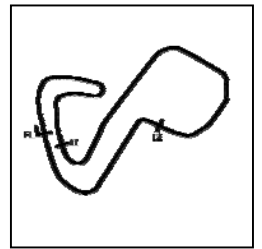
Brands Hatch GP
Circuit Length = 2.4332 miles
Start: 16:03 Flag 16:08 End: 16:09

Printed - 16:10 Saturday, 03 October 2020

BMCRC - MRO Championships 2020 - Rnd 4 @ Brands Hatch GP

RKB-BMCRC F1 & F2 Sidecars

RACE 11 - SECTOR ANALYSIS



SECTOR 1 = FL to I1, SECTOR 2 = I1 to I2, SECTOR 3 = I2 to FL, DIFF = Difference To Personal Best Lap, P = Crossed Finish Line in Pit Lane, D = Time Disallowed

P1 93 F1		HOLDEN / LAWRENCE		LCR Suzuki - Holden racing			
IDEAL LAP TIME : 1:40.721		BEST LAP TIME : 1:41.009		DIFFERENCE : 0.288			
LAP	SECTOR 1	SECTOR 2	SECTOR 3	LAP TIME	MPH	DIFF	TIME OF DAY
1 -		47.191	24.788	1:49.991	79.64	8.982	16:05:13.136
2 -	31.544	45.493	24.062	1:41.099 (2)	86.64	0.090	16:06:54.235
3 -	31.390	45.269	24.350	1:41.009 (1)	86.72		16:08:35.244

P2 13 F2		DIX / PARKER		Baker Honda - APACHE DEVELOPEMENTS			
IDEAL LAP TIME : 1:43.444		BEST LAP TIME : 1:43.485		DIFFERENCE : 0.041			
LAP	SECTOR 1	SECTOR 2	SECTOR 3	LAP TIME	MPH	DIFF	TIME OF DAY
1 -		47.184	25.016	1:51.080	78.86	7.595	16:05:14.225
2 -	32.654	46.230	24.694	1:43.578 (2)	84.57	0.093	16:06:57.803
3 -	32.569	46.181	24.735	1:43.485 (1)	84.64		16:08:41.288

P3 36 F2		SCHOFIELD / ROSTROM		DDM - SRT Motorcycles			
IDEAL LAP TIME : 1:43.633		BEST LAP TIME : 1:43.773		DIFFERENCE : 0.140			
LAP	SECTOR 1	SECTOR 2	SECTOR 3	LAP TIME	MPH	DIFF	TIME OF DAY
1 -		47.309	25.160	1:50.218	79.47	6.445	16:05:13.363
2 -	32.616	46.800	24.885	1:44.301 (2)	83.98	0.528	16:06:57.664
3 -	32.371	46.940	24.462	1:43.773 (1)	84.41		16:08:41.437

P4 118 F1		BICKNELL/ ENSOR		LCR Kawasaki -			
IDEAL LAP TIME : 1:42.993		BEST LAP TIME : 1:43.024		DIFFERENCE : 0.031			
LAP	SECTOR 1	SECTOR 2	SECTOR 3	LAP TIME	MPH	DIFF	TIME OF DAY
1 -		47.767	24.365	1:51.919	78.26	8.895	16:05:15.064
2 -	32.145	46.483	24.396	1:43.024 (1)	85.02		16:06:58.088
3 -	32.515	46.652	24.473	1:43.640 (2)	84.52	0.616	16:08:41.728

P5 26 F2		ATKINSON / MIDDLETON		Bellas - CMS/RAF MSA			
IDEAL LAP TIME : 1:43.593		BEST LAP TIME : 1:43.694		DIFFERENCE : 0.101			
LAP	SECTOR 1	SECTOR 2	SECTOR 3	LAP TIME	MPH	DIFF	TIME OF DAY
1 -		48.610	25.051	1:52.992	77.52	9.298	16:05:16.137
2 -	32.700	46.542	24.650	1:43.892 (2)	84.31	0.198	16:07:00.029
3 -	32.536	46.407	24.751	1:43.694 (1)	84.47		16:08:43.723

P6 8 F2		ILARIA / SIMS		- Powerhouse			
IDEAL LAP TIME : 1:45.227		BEST LAP TIME : 1:45.506		DIFFERENCE : 0.279			
LAP	SECTOR 1	SECTOR 2	SECTOR 3	LAP TIME	MPH	DIFF	TIME OF DAY
1 -		48.905	25.409	1:54.304	76.63	8.798	16:05:17.449
2 -	32.791	48.116	25.471	1:46.378 (2)	82.34	0.872	16:07:03.827
3 -	33.070	47.163	25.273	1:45.506 (1)	83.02		16:08:49.333

P7 73 F2		GOODIER / STONE		LCR - Rowtec Ltd			
IDEAL LAP TIME : 1:46.849		BEST LAP TIME : 1:46.849		DIFFERENCE : 0.000			
LAP	SECTOR 1	SECTOR 2	SECTOR 3	LAP TIME	MPH	DIFF	TIME OF DAY
1 -		48.407	25.695	1:52.902	77.58	6.053	16:05:16.047
2 -	33.706	47.900	25.243	1:46.849 (1)	81.98		16:07:02.896
3 -	33.767	48.434	25.343	1:47.544 (2)	81.45	0.695	16:08:50.440

P8 171 F1		WRIGHT / BAILEY		Yamaha - Stainless Steel Designs Ltd.			
IDEAL LAP TIME : 1:46.233		BEST LAP TIME : 1:46.569		DIFFERENCE : 0.336			
LAP	SECTOR 1	SECTOR 2	SECTOR 3	LAP TIME	MPH	DIFF	TIME OF DAY
1 -		48.783	25.489	1:54.002	76.83	7.433	16:05:17.147
2 -	33.475	47.424	25.670	1:46.569 (1)	82.19		16:07:03.716
3 -	33.320	48.799	25.950	1:48.069 (2)	81.05	1.500	16:08:51.785

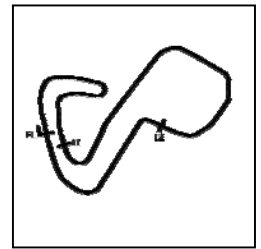
Weather / Track : Cloudy / Dry

Brands Hatch GP
Circuit Length = 2.4332 miles
Start: 16:03 Flag 16:08 End: 16:09

BMCRC - MRO Championships 2020 - Rnd 4 @ Brands Hatch GP

RKB-BMCRC F1 & F2 Sidecars

RACE 11 - SECTOR ANALYSIS



SECTOR 1 = FL to I1, SECTOR 2 = I1 to I2, SECTOR 3 = I2 to FL, DIFF = Difference To Personal Best Lap, P = Crossed Finish Line in Pit Lane, D = Time Disallowed

P9 17 F1		THOMAS / JAMES		Ireson Suzuki - Team Walters & Thomas Sidecar Racing			
IDEAL LAP TIME : 1:45.867		BEST LAP TIME : 1:46.714		DIFFERENCE : 0.847			
LAP	SECTOR 1	SECTOR 2	SECTOR 3	LAP TIME	MPH	DIFF	TIME OF DAY
1 -		48.637	24.897	1:54.613	76.42	7.899	16:05:17.758
2 -	33.736	47.921	25.057	1:46.714 (1)	82.08		16:07:04.472
3 -	33.049	49.368	25.200	1:47.617 (2)	81.39	0.903	16:08:52.089

P10 39 F2		MOORE / MOORE		Ireson Honda - LBS Racing/Team Stannard			
IDEAL LAP TIME : 1:46.415		BEST LAP TIME : 1:46.742		DIFFERENCE : 0.327			
LAP	SECTOR 1	SECTOR 2	SECTOR 3	LAP TIME	MPH	DIFF	TIME OF DAY
1 -		49.053	25.742	1:55.663	75.73	8.921	16:05:18.808
2 -	33.370	47.694	25.678	1:46.742 (1)	82.06		16:07:05.550
3 -	33.192	48.437	25.529	1:47.158 (2)	81.74	0.416	16:08:52.708

P11 54 F2		ALTON / BROTHERTON		LCR -			
IDEAL LAP TIME : 1:48.351		BEST LAP TIME : 1:48.351		DIFFERENCE : 0.000			
LAP	SECTOR 1	SECTOR 2	SECTOR 3	LAP TIME	MPH	DIFF	TIME OF DAY
1 -		51.528	25.861	2:00.211	72.87	11.860	16:05:23.356
2 -	34.257	48.304	25.790	1:48.351 (1)	80.84		16:07:11.707
3 -	34.286	49.802	26.300	1:50.388 (2)	79.35	2.037	16:09:02.095

P12 136 F1		S EDWARDS / L EDWARDS		BMR Suzuki - ECONOMY HEATING SERVICES			
IDEAL LAP TIME : 1:49.378		BEST LAP TIME : 1:49.682		DIFFERENCE : 0.304			
LAP	SECTOR 1	SECTOR 2	SECTOR 3	LAP TIME	MPH	DIFF	TIME OF DAY
1 -		51.762	26.492	2:01.327	72.20	11.645	16:05:24.472
2 -	34.820	50.267	25.800	1:50.887 (2)	78.99	1.205	16:07:15.359
3 -	34.565	49.013	26.104	1:49.682 (1)	79.86		16:09:05.041

P13 121 F1		LAWRENCE / HUGHES		LCR Yamaha -			
IDEAL LAP TIME : 1:49.061		BEST LAP TIME : 1:49.061		DIFFERENCE : 0.000			
LAP	SECTOR 1	SECTOR 2	SECTOR 3	LAP TIME	MPH	DIFF	TIME OF DAY
1 -		52.277	26.318	2:02.289	71.63	13.228	16:05:25.434
2 -	34.657	51.664	26.226	1:52.547 (2)	77.83	3.486	16:07:17.981
3 -	34.513	49.098	25.450	1:49.061 (1)	80.32		16:09:07.042

P14 31 F2		MUNRO / GEDDES		Shelbourne Yamaha - Allbikes			
IDEAL LAP TIME : 1:49.940		BEST LAP TIME : 1:49.940		DIFFERENCE : 0.000			
LAP	SECTOR 1	SECTOR 2	SECTOR 3	LAP TIME	MPH	DIFF	TIME OF DAY
1 -		51.746	27.034	2:01.038	72.37	11.098	16:05:24.183
2 -	34.795	52.206	26.829	1:53.830 (2)	76.95	3.890	16:07:18.013
3 -	34.123	49.902	25.915	1:49.940 (1)	79.67		16:09:07.953

P15 6 F2		BELLABY / GRISTWOOD		DDM Suzuki - Gristwood & Toms			
IDEAL LAP TIME : 1:52.877		BEST LAP TIME : 1:53.325		DIFFERENCE : 0.448			
LAP	SECTOR 1	SECTOR 2	SECTOR 3	LAP TIME	MPH	DIFF	TIME OF DAY
1 -		51.257	27.166	2:00.932	72.43	7.607	16:05:24.077
2 -	34.849	51.978	26.933	1:53.760 (2)	77.00	0.435	16:07:17.837
3 -	35.297	51.208	26.820	1:53.325 (1)	77.29		16:09:11.162

P16 29 F2		GRISTWOOD / CRACKNALL		Suzuki - Gristwood&Toms			
IDEAL LAP TIME : 1:52.444		BEST LAP TIME : 1:52.833		DIFFERENCE : 0.389			
LAP	SECTOR 1	SECTOR 2	SECTOR 3	LAP TIME	MPH	DIFF	TIME OF DAY
1 -		51.601	27.125	2:00.602	72.63	7.769	16:05:23.747
2 -	35.000	52.767	26.915	1:54.682 (2)	76.38	1.849	16:07:18.429
3 -	35.389	50.741	26.703	1:52.833 (1)	77.63		16:09:11.262

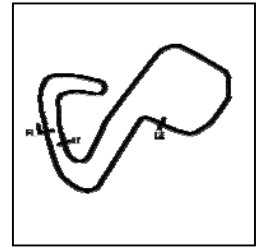
Weather / Track : Cloudy / Dry

Brands Hatch GP
Circuit Length = 2.4332 miles
Start: 16:03 Flag 16:08 End: 16:09

BMCRC - MRO Championships 2020 - Rnd 4 @ Brands Hatch GP

RKB-BMCRC F1 & F2 Sidecars

RACE 11 - SECTOR ANALYSIS



SECTOR 1 = FL to I1, SECTOR 2 = I1 to I2, SECTOR 3 = I2 to FL, DIFF = Difference To Personal Best Lap, P = Crossed Finish Line in Pit Lane, D = Time Disallowed

P17 67 F1		JEFFREY / FIELD		Windle - MJP racing			
IDEAL LAP TIME : 1:52.393		BEST LAP TIME : 1:52.422		DIFFERENCE : 0.029			
LAP	SECTOR 1	SECTOR 2	SECTOR 3	LAP TIME	MPH	DIFF	TIME OF DAY
1 -		52.065	26.259	2:01.761	71.94	9.339	16:05:24.906
2 -	35.239	52.391	26.498	1:54.128 (2)	76.75	1.706	16:07:19.034
3 -	35.268	51.111	26.043	1:52.422 (1)	77.91		16:09:11.456

P18 74 F1		JO RESTALL / JA RESTALL		RCN Yamaha -			
IDEAL LAP TIME : 1:50.742		BEST LAP TIME : 1:51.174		DIFFERENCE : 0.432			
LAP	SECTOR 1	SECTOR 2	SECTOR 3	LAP TIME	MPH	DIFF	TIME OF DAY
1 -		52.509	27.459	2:05.023	70.06	13.849	16:05:28.168
2 -	35.472	50.136	26.806	1:52.414 (2)	77.92	1.240	16:07:20.582
3 -	34.044	50.568	26.562	1:51.174 (1)	78.79		16:09:11.756

P19 412 F1		G PETTIS / C PETTIS		RSR KTM 1190 - Performance Technical			
IDEAL LAP TIME : 1:52.270		BEST LAP TIME : 1:52.405		DIFFERENCE : 0.135			
LAP	SECTOR 1	SECTOR 2	SECTOR 3	LAP TIME	MPH	DIFF	TIME OF DAY
1 -		50.695	26.609	2:09.661	67.55	17.256	16:05:32.806
2 -	35.587	50.074	26.744	1:52.405 (1)	77.93		16:07:25.211
3 -	35.655	51.122	27.209	1:53.986 (2)	76.85	1.581	16:09:19.197

P20 167 F2		PETTMAN / ROBINSON		Windle Yamaha -			
IDEAL LAP TIME : 1:53.962		BEST LAP TIME : 1:54.259		DIFFERENCE : 0.297			
LAP	SECTOR 1	SECTOR 2	SECTOR 3	LAP TIME	MPH	DIFF	TIME OF DAY
1 -		52.478	27.608	2:06.892	69.03	12.633	16:05:30.037
2 -	35.431	50.923	27.905	1:54.259 (1)	76.66		16:07:24.296
3 -	35.850	52.267	27.664	1:55.781 (2)	75.65	1.522	16:09:20.077

P21 92 F1		HILDIGE / SLATER		LCR Yamaha -			
IDEAL LAP TIME : 1:52.162		BEST LAP TIME : 2:09.783		DIFFERENCE : 17.621			
LAP	SECTOR 1	SECTOR 2	SECTOR 3	LAP TIME	MPH	DIFF	TIME OF DAY
1 -		51.442	26.765	2:05.578	69.75		16:05:28.723
2 -	35.461	49.936	44.386	2:09.783 (1)	67.49		16:07:38.506

P22 41 F2		RILEY / HAINES		MR Equipe - Finecut Developments			
IDEAL LAP TIME : 1:53.506		BEST LAP TIME :		DIFFERENCE :			
LAP	SECTOR 1	SECTOR 2	SECTOR 3	LAP TIME	MPH	DIFF	TIME OF DAY
1 -		51.557	26.640	1:59.749	73.15		16:05:22.894

BMCRC - MRO Championships 2020 - Rnd 4 @ Brands Hatch GP

RKB-BMCRC F1 & F2 Sidecars

RACE 11 - BEST SECTORS

SECTOR 1			SECTOR 2			SECTOR 3			IDEAL / BEST COMPARISON						
POS	NO	NAME	TIME	NO	NAME	TIME	NO	NAME	TIME	POS	NO	NAME	IDEAL	BEST	DIFF
													PERFECT LAP	1:40.721	
1	93	HOLDEN / LAWRENCE	31.390	93	HOLDEN / LAWRENCE	45.269	93	HOLDEN / LAWRENCE	24.062	1	93	HOLDEN / LAWRENCE	1:40.721	1:41.009	0.288
2	118	BICKNELL/ ENSOR	32.145	13	DIX / PARKER	46.181	118	BICKNELL/ ENSOR	24.365	2	118	BICKNELL/ ENSOR	1:42.993	1:43.024	0.031
3	36	SCHOFIELD / ROSTROM	32.371	26	ATKINSON / MIDDLETON	46.407	36	SCHOFIELD / ROSTROM	24.462	3	13	DIX / PARKER	1:43.444	1:43.485	0.041
4	26	ATKINSON / MIDDLETON	32.536	118	BICKNELL/ ENSOR	46.483	26	ATKINSON / MIDDLETON	24.650	4	26	ATKINSON / MIDDLETON	1:43.593	1:43.694	0.101
5	13	DIX / PARKER	32.569	36	SCHOFIELD / ROSTROM	46.800	13	DIX / PARKER	24.694	5	36	SCHOFIELD / ROSTROM	1:43.633	1:43.773	0.140
6	8	ILARIA / SIMS	32.791	8	ILARIA / SIMS	47.163	17	THOMAS / JAMES	24.897	6	8	ILARIA / SIMS	1:45.227	1:45.506	0.279
7	17	THOMAS / JAMES	33.049	171	WRIGHT / BAILEY	47.424	73	GOODIER / STONE	25.243	7	17	THOMAS / JAMES	1:45.867	1:46.714	0.847
8	39	MOORE / MOORE	33.192	39	MOORE / MOORE	47.694	8	ILARIA / SIMS	25.273	8	171	WRIGHT / BAILEY	1:46.233	1:46.569	0.336
9	171	WRIGHT / BAILEY	33.320	73	GOODIER / STONE	47.900	121	LAWRENCE / HUGHES	25.450	9	39	MOORE / MOORE	1:46.415	1:46.742	0.327
10	73	GOODIER / STONE	33.706	17	THOMAS / JAMES	47.921	171	WRIGHT / BAILEY	25.489	10	73	GOODIER / STONE	1:46.849	1:46.849	0.000
11	74	JO RESTALL / JA RESTALL	34.044	54	ALTON / BROTHERTON	48.304	39	MOORE / MOORE	25.529	11	54	ALTON / BROTHERTON	1:48.351	1:48.351	0.000
12	31	MUNRO / GEDDES	34.123	136	S EDWARDS / L EDWARDS	49.013	54	ALTON / BROTHERTON	25.790	12	121	LAWRENCE / HUGHES	1:49.061	1:49.061	0.000
13	54	ALTON / BROTHERTON	34.257	121	LAWRENCE / HUGHES	49.098	136	S EDWARDS / L EDWARDS	25.800	13	136	S EDWARDS / L EDWARDS	1:49.378	1:49.682	0.304
14	121	LAWRENCE / HUGHES	34.513	31	MUNRO / GEDDES	49.902	31	MUNRO / GEDDES	25.915	14	31	MUNRO / GEDDES	1:49.940	1:49.940	0.000
15	136	S EDWARDS / L EDWARDS	34.565	92	HILDIGE / SLATER	49.936	67	JEFFREY / FIELD	26.043	15	74	JO RESTALL / JA RESTALL	1:50.742	1:51.174	0.432
16	6	BELLABY / GRISTWOOD	34.849	412	G PETTIS / C PETTIS	50.074	74	JO RESTALL / JA RESTALL	26.562	16	92	HILDIGE / SLATER	1:52.162	2:09.783	17.621
17	29	GRISTWOOD / CRACKNALL	35.000	74	JO RESTALL / JA RESTALL	50.136	412	G PETTIS / C PETTIS	26.609	17	412	G PETTIS / C PETTIS	1:52.270	1:52.405	0.135
18	67	JEFFREY / FIELD	35.239	29	GRISTWOOD / CRACKNALL	50.741	41	RILEY / HAINES	26.640	18	67	JEFFREY / FIELD	1:52.393	1:52.422	0.029
19	41	RILEY / HAINES	35.309	167	PETTMAN / ROBINSON	50.923	29	GRISTWOOD / CRACKNALL	26.703	19	29	GRISTWOOD / CRACKNALL	1:52.444	1:52.833	0.389
20	167	PETTMAN / ROBINSON	35.431	67	JEFFREY / FIELD	51.111	92	HILDIGE / SLATER	26.765	20	6	BELLABY / GRISTWOOD	1:52.877	1:53.325	0.448
21	92	HILDIGE / SLATER	35.461	6	BELLABY / GRISTWOOD	51.208	6	BELLABY / GRISTWOOD	26.820	21	41	RILEY / HAINES	1:53.506		
22	412	G PETTIS / C PETTIS	35.587	41	RILEY / HAINES	51.557	167	PETTMAN / ROBINSON	27.608	22	167	PETTMAN / ROBINSON	1:53.962	1:54.259	0.297
23															
24															

Weather / Track : Cloudy / Dry

Results can be found at www.tsl-timing.com

Brands Hatch GP

Circuit Length = 2.4332 miles

Start: 16:03 Flag 16:08 End: 16:09

Printed - 16:10 Saturday, 03 October 2020

BMCRC - MRO Championships 2020 - Rnd 4 @ Brands Hatch GP

RKB-BMCRC F1 & F2 Sidecars

RACE 11 - STATISTICS

Competitors Started 23
Planned Start 2020-10-03 @ 15:21:00.000
Actual Start 2020-10-03 @ 16:03:23.144
Finish Time 2020-10-03 @ 16:08:35.243
Track Length 2.4332mi.
Total Laps 63
Total Distance Covered 153.2972mi.

Session Fastest Lap History

NO	CL	NAME	LAP TIME	TIME OF DAY	LAP	VEHICLE
93	F1	HOLDEN / LAWRENCE	1:41.099	16:06:54.254	2	LCR Suzuki
93	F1	HOLDEN / LAWRENCE	1:41.009	16:08:35.263	3	LCR Suzuki

Session Leader History

NO	CL	NAME	FROM LAP	LAPS LED	DISTANCE	VEHICLE
93	F1	HOLDEN / LAWRENCE	1	3	7.29 miles	LCR Suzuki

Flag History

TYPE	TIME OF DAY
GREEN	16:03:23.144
FINISH	16:08:35.243

Flag Statistics

TYPE	COUNT	TOTAL LAPS	TOTAL TIME
Green	1	3	6:20.647
Red	0	0	0.000
Safety Car	0	0	0.000
FCY	0	0	0.000

BMCRC - MRO Championships 2020 - Rnd 4 @ Brands Hatch GP

RKB-BMCRC F1 & F2 Sidecars

RACE 11 - STATISTICS

CLASS : F1

10 Starters

Fastest Lap History

NO	NAME	LAP TIME	TIME OF DAY	LAP	VEHICLE
93	HOLDEN / LAWRENCE	1:41.099	16:06:54.254	2	LCR Suzuki
93	HOLDEN / LAWRENCE	1:41.099	16:08:35.263	3	LCR Suzuki

Leader History

NO	NAME	FROM LAP	LAPS LED	DISTANCE	VEHICLE
93	HOLDEN / LAWRENCE	1	3	7.29 miles	LCR Suzuki

BMCRC - MRO Championships 2020 - Rnd 4 @ Brands Hatch GP

RKB-BMCRC F1 & F2 Sidecars

RACE 11 - STATISTICS

CLASS : F2

13 Starters

Fastest Lap History

NO	NAME	LAP TIME	TIME OF DAY	LAP	VEHICLE
36	SCHOFIELD / ROSTROM	1:44.301	16:06:57.704	2	DDM
13	DIX / PARKER	1:43.578	16:06:57.830	2	Baker Honda
13	DIX / PARKER	1:43.485	16:08:41.315	3	Baker Honda

Leader History

NO	NAME	FROM LAP	LAPS LED	DISTANCE	VEHICLE
36	SCHOFIELD / ROSTROM	1	2	4.86 miles	DDM
13	DIX / PARKER	3	1	2.43 miles	Baker Honda

BMCRC - MRO Championships 2020 - Rnd 4 @ Brands Hatch GP

RKB-BMCRC F1 & F2 Sidecars

RACE 21 - GRID (5 Laps)



ROW 14	28		27	37 KNIGHT / HUGHES	
ROW 13		26	71 SCHOFIELD / WHITNALL	25	5 TAYLOR / HART
ROW 12	24	964 ANDERSON / LUPTON	23	117 SCHOFIELD / PAWSEY	
ROW 11		22	41 RILEY / HAINES	21	92 HILDIGE / SLATER 2:09.783
ROW 10		20	167 PETTMAN / ROBINSON 1:54.259	19	6 BELLABY / GRISTWOOD 1:53.325
ROW 9		18	29 GRISTWOOD / CRACKNALL 1:52.833	17	67 JEFFREY / FIELD 1:52.422
ROW 8		16	412 G PETTIS / C PETTIS 1:52.405	15	74 JO RESTALL / JA RESTALL 1:51.174
ROW 7		14	31 MUNRO / GEDDES 1:49.940	13	136 S EDWARDS / L EDWARDS 1:49.682
ROW 6		12	121 LAWRENCE / HUGHES 1:49.061	11	54 ALTON / BROTHERTON 1:48.351
ROW 5		10	73 GOODIER / STONE 1:46.849	9	39 MOORE / MOORE 1:46.742
ROW 4		8	17 THOMAS / JAMES 1:46.714	7	171 WRIGHT / BAILEY 1:46.569
ROW 3		6	8 ILARIA / SIMS 1:45.506	5	36 SCHOFIELD / ROSTROM 1:43.773
ROW 2		4	26 ATKINSON / MIDDLETON 1:43.694	3	13 DIX / PARKER 1:43.485
ROW 1		2	118 BICKNELL/ ENSOR 1:43.024	1	93 HOLDEN / LAWRENCE 1:41.009

Pole

Brands Hatch GP
Circuit Length = 2.4332 miles

These results are provisional until the conclusion of any judicial and technical matters.

Clerk Of Course :	Steward :	Timekeeper :
-------------------	-----------	--------------

Results can be found at www.tsl-timing.com

Printed - 16:12 Saturday, 03 October 2020



BMCRC - MRO Championships 2020 - Rnd 4 @ Brands Hatch GP

RKB-BMCRC F1 & F2 Sidecars

RACE 21 - CLASSIFICATION



POS	NO	CL	PIC NAME	ENTRY	LAPS	TIME	GAP	DIFF	MPH	BEST	ON
1	36	F2	1 SCHOFIELD / ROSTROM	DDM - SRT Motorcycles	5	9:46.574			74.66	1:55.369	3
2	93	F1	1 HOLDEN / LAWRENCE	LCR Suzuki - Holden racing	5	9:51.665	5.091	5.091	74.02	1:55.477	4
3	73	F2	2 GOODIER / STONE	LCR - Rowtec Ltd	5	10:13.547	26.973	21.882	71.38	2:00.862	2
4	8	F2	3 ILARIA / SIMS	- Powerhouse	5	10:14.013	27.439	0.466	71.33	2:01.412	5
5	26	F2	4 ATKINSON / MIDDLETON	Bellas - CMS/RAF MSA	5	10:21.485	34.911	7.472	70.47	2:02.152	2
6	13	F2	5 DIX / PARKER	Baker Honda - APACHE DEVELOPEMENTS	5	10:25.764	39.190	4.279	69.99	2:03.694	5
7	118	F1	2 BICKNELL/ ENSOR	LCR Kawasaki -	5	10:32.635	46.061	6.871	69.23	2:04.208	5
8	171	F1	3 WRIGHT / BAILEY	Yamaha - Stainless Steel Designs Ltd.	5	10:39.680	53.106	7.045	68.47	2:00.945	3
9	964	F2	6 ANDERSON / LUPTON	Lumley - Lumley Engineering	5	10:39.811	53.237	0.131	68.45	2:04.532	3
10	17	F1	4 THOMAS / JAMES	Ireson Suzuki - Team Walters & Thomas Sidecar R	5	10:42.575	56.001	2.764	68.16	2:06.364	5
11	29	F2	7 GRISTWOOD / CRACKNALL	Suzuki - Gristwood&Toms	5	10:43.137	56.563	0.562	68.10	2:06.373	5
12	31	F2	8 MUNRO / GEDDES	Shelbourne Yamaha - Allbikes	5	10:43.882	57.308	0.745	68.02	2:04.861	3
13	39	F2	9 MOORE / MOORE	Ireson Honda - LBS Racing/Team Stannard	5	10:44.797	58.223	0.915	67.92	2:04.380	3
14	71	F2	10 SCHOFIELD / COLBROOK	Ireson Honda -	5	10:45.765	59.191	0.968	67.82	2:04.985	3
15	117	F2	11 SCHOFIELD / PAWSEY	Windle Suzuki - Witch eLiquid	5	10:52.777	1:06.203	7.012	67.09	2:05.709	3
16	41	F2	12 RILEY / HAINES	MR Equipe - Finecut Developments	5	10:54.617	1:08.043	1.840	66.90	2:05.849	5
17	92	F1	5 HILDIGE / SLATER	LCR Yamaha -	5	11:08.274	1:21.700	13.657	65.54	2:07.287	5
18	6	F2	13 BELLABY / GRISTWOOD	DDM Suzuki - Gristwood & Toms	5	11:10.201	1:23.627	1.927	65.35	2:08.981	5
19	136	F1	6 S EDWARDS / L EDWARDS	BMR Suzuki - ECONOMY HEATING SERVICES	5	11:32.490	1:45.916	22.289	63.24	2:15.262	4
20	67	F1	7 JEFFREY / FIELD	Windle - MJP racing	5	11:42.753	1:56.179	10.263	62.32	2:15.069	4
21	167	F2	14 PETTMAN / ROBINSON	Windle Yamaha -	5	11:52.656	2:06.082	9.903	61.45	2:17.920	4

NOT CLASSIFIED

DNF	54	F2	ALTON / BROTHERTON	LCR -	1	2:24.972	4 Laps	4 Laps	60.42		
-----	----	----	--------------------	-------	---	----------	--------	--------	-------	--	--

FASTEST LAP

36	F2	SCHOFIELD / ROSTROM	DDM - SRT Motorcycles	3	1:55.369	75.92 mph	122.19 kph
93	F1	HOLDEN / LAWRENCE	LCR Suzuki - Holden racing	4	1:55.477	75.85 mph	122.08 kph

Class F2 - 92.5% of Race Speed = 69.06 mph

Class F1 - 92.5% of Race Speed = 68.46 mph

Brands Hatch GP

Circuit Length = 2.4332 miles

Start: 10:44 Flag 10:53 End: 10:56

Weather / Track : Rain / Wet

These results are provisional until the conclusion of any judicial and technical matters.

Clerk Of Course :	Steward :	Timekeeper :
-------------------	-----------	--------------

Results can be found at www.tsl-timing.com

Printed - 11:03 Sunday, 04 October 2020



BMCRC - MRO Championships 2020 - Rnd 4 @ Brands Hatch GP

RKB-BMCRC F1 & F2 Sidecars

RACE 21 - LAP CHART

LAP 1 @ 10:46:12.158

NO	BEHIND	LAP TIME
36		2:02.876
93	0.665	2:03.541
8	3.485	2:06.361
73	3.667	2:06.543
13	6.316	2:09.192
26	6.416	2:09.292
118	8.715	2:11.591
17	11.251	2:14.127
171	11.699	2:14.575
29	12.122	2:14.998
964	12.151	2:15.027
41	14.898	2:17.774
39	15.915	2:18.791
31	16.437	2:19.313
117	17.122	2:19.998
71	17.330	2:20.206
6	21.696	2:24.572
54	22.096	2:24.972
92	22.853	2:25.729
136	24.726	2:27.602
67	30.205	2:33.081
167	31.640	2:34.516

LAP 2 @ 10:48:08.553

NO	BEHIND	LAP TIME
36		1:56.395
93	0.506	1:56.236
73	8.134	2:00.862
8	8.767	2:01.677
26	12.173	2:02.152
13	14.895	2:04.974
118	16.835	2:04.515
171	21.618	2:06.314
17	23.320	2:08.464
964	23.614	2:07.858
29	23.824	2:08.097
41	25.723	2:07.220
31	26.155	2:06.113
39	27.706	2:08.186
71	28.380	2:07.445
117	29.024	2:08.297
6	39.149	2:13.848
92	40.007	2:13.549
136	45.545	2:17.214
67	53.673	2:19.863
167	55.369	2:20.124

LAP 3 @ 10:50:03.922

NO	BEHIND	LAP TIME
36		1:55.369
93	0.953	1:55.816
73	14.799	2:02.034
8	15.675	2:02.277
26	20.367	2:03.563
13	23.265	2:03.739
118	26.180	2:04.714
171	27.194	2:00.945
964	32.777	2:04.532
17	34.767	2:06.816
29	35.496	2:07.041
31	35.647	2:04.861

39	36.717	2:04.380
71	37.996	2:04.985
117	39.364	2:05.709
41	46.707	2:16.353
6	55.132	2:11.352
92	56.187	2:11.549
136	1:06.585	2:16.409
67	1:17.091	2:18.787
167	1:19.047	2:19.047

LAP 4 @ 10:51:59.899

NO	BEHIND	LAP TIME
36		1:55.977
93	0.453	1:55.477
73	20.700	2:01.878
8	21.984	2:02.286
26	27.875	2:03.485
13	31.453	2:04.165
118	37.810	2:07.607
964	43.748	2:06.948
171	44.354	2:13.137
17	45.594	2:06.804
29	46.147	2:06.628
31	46.692	2:07.022
39	47.171	2:06.431
71	47.598	2:05.579
117	51.709	2:08.322
41	58.151	2:07.421
92	1:10.370	2:10.160
6	1:10.603	2:11.448
136	1:25.870	2:15.262
67	1:36.183	2:15.069
167	1:40.990	2:17.920

LAP 5 @ 10:53:55.856

NO	BEHIND	LAP TIME
36		1:55.957
93	5.091	2:00.595
73	26.973	2:02.230
8	27.439	2:01.412
26	34.911	2:02.993
13	39.190	2:03.694
118	46.061	2:04.208
171	53.106	2:04.709
964	53.237	2:05.446
17	56.001	2:06.364
29	56.563	2:06.373
31	57.308	2:06.573
39	58.223	2:07.009
71	59.191	2:07.550
117	1:06.203	2:10.451
41	1:08.043	2:05.849
92	1:21.700	2:07.287
6	1:23.627	2:08.981
136	1:45.916	2:16.003
67	1:56.179	2:15.953
167	2:06.082	2:21.049

Weather / Track : Rain / Wet

Results can be found at www.tsl-timing.com

Brands Hatch GP

Circuit Length = 2.4332 miles

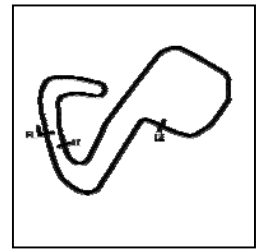
Start: 10:44 Flag 10:53 End: 10:56

Printed - 10:58 Sunday, 04 October 2020

BMCRC - MRO Championships 2020 - Rnd 4 @ Brands Hatch GP

RKB-BMCRC F1 & F2 Sidecars

RACE 21 - SECTOR ANALYSIS



SECTOR 1 = FL to I1, SECTOR 2 = I1 to I2, SECTOR 3 = I2 to FL, DIFF = Difference To Personal Best Lap, P = Crossed Finish Line in Pit Lane, D = Time Disallowed

P1 36 F2		SCHOFIELD / ROSTROM		DDM - SRT Motorcycles			
IDEAL LAP TIME : 1:55.211		BEST LAP TIME : 1:55.369		DIFFERENCE : 0.158			
LAP	SECTOR 1	SECTOR 2	SECTOR 3	LAP TIME	MPH	DIFF	TIME OF DAY
1 -		52.104	27.765	2:02.876	71.28	7.507	10:46:12.158
2 -	37.285	51.788	27.322	1:56.395	75.25	1.026	10:48:08.553
3 -	36.950	51.212	27.207	1:55.369 (1)	75.92		10:50:03.922
4 -	36.821	51.978	27.178	1:55.977 (3)	75.53	0.608	10:51:59.899
5 -	37.121	51.589	27.247	1:55.957 (2)	75.54	0.588	10:53:55.856

P2 93 F1		HOLDEN / LAWRENCE		LCR Suzuki - Holden racing			
IDEAL LAP TIME : 1:55.304		BEST LAP TIME : 1:55.477		DIFFERENCE : 0.173			
LAP	SECTOR 1	SECTOR 2	SECTOR 3	LAP TIME	MPH	DIFF	TIME OF DAY
1 -		51.644	27.544	2:03.541	70.90	8.064	10:46:12.823
2 -	37.351	51.604	27.281	1:56.236 (3)	75.36	0.759	10:48:09.059
3 -	37.023	51.165	27.628	1:55.816 (2)	75.63	0.339	10:50:04.875
4 -	36.967	51.338	27.172	1:55.477 (1)	75.85		10:52:00.352
5 -	37.224	51.268	32.103	2:00.595	72.63	5.118	10:54:00.947

P3 73 F2		GOODIER / STONE		LCR - Rowtec Ltd			
IDEAL LAP TIME : 2:00.328		BEST LAP TIME : 2:00.862		DIFFERENCE : 0.534			
LAP	SECTOR 1	SECTOR 2	SECTOR 3	LAP TIME	MPH	DIFF	TIME OF DAY
1 -		53.029	28.250	2:06.543	69.22	5.681	10:46:15.825
2 -	39.049	53.489	28.324	2:00.862 (1)	72.47		10:48:16.687
3 -	39.427	54.247	28.360	2:02.034 (3)	71.78	1.172	10:50:18.721
4 -	39.287	54.183	28.408	2:01.878 (2)	71.87	1.016	10:52:20.599
5 -	39.879	53.845	28.506	2:02.230	71.66	1.368	10:54:22.829

P4 8 F2		ILARIA / SIMS		- Powerhouse			
IDEAL LAP TIME : 2:00.957		BEST LAP TIME : 2:01.412		DIFFERENCE : 0.455			
LAP	SECTOR 1	SECTOR 2	SECTOR 3	LAP TIME	MPH	DIFF	TIME OF DAY
1 -		53.899	28.347	2:06.361	69.32	4.949	10:46:15.643
2 -	39.472	53.579	28.626	2:01.677 (2)	71.99	0.265	10:48:17.320
3 -	40.019	53.432	28.826	2:02.277 (3)	71.63	0.865	10:50:19.597
4 -	39.615	54.145	28.526	2:02.286	71.63	0.874	10:52:21.883
5 -	39.447	53.163	28.802	2:01.412 (1)	72.14		10:54:23.295

P5 26 F2		ATKINSON / MIDDLETON		Bellas - CMS/RAF MSA			
IDEAL LAP TIME : 2:01.886		BEST LAP TIME : 2:02.152		DIFFERENCE : 0.266			
LAP	SECTOR 1	SECTOR 2	SECTOR 3	LAP TIME	MPH	DIFF	TIME OF DAY
1 -		55.046	29.226	2:09.292	67.75	7.140	10:46:18.574
2 -	39.742	53.729	28.681	2:02.152 (1)	71.71		10:48:20.726
3 -	39.551	54.968	29.044	2:03.563	70.89	1.411	10:50:24.289
4 -	39.888	54.648	28.949	2:03.485 (3)	70.93	1.333	10:52:27.774
5 -	39.682	54.705	28.606	2:02.993 (2)	71.22	0.841	10:54:30.767

P6 13 F2		DIX / PARKER		Baker Honda - APACHE DEVELOPEMENTS			
IDEAL LAP TIME : 2:03.012		BEST LAP TIME : 2:03.694		DIFFERENCE : 0.682			
LAP	SECTOR 1	SECTOR 2	SECTOR 3	LAP TIME	MPH	DIFF	TIME OF DAY
1 -		54.699	28.599	2:09.192	67.80	5.498	10:46:18.474
2 -	41.081	55.123	28.770	2:04.974	70.09	1.280	10:48:23.448
3 -	40.887	54.362	28.490	2:03.739 (2)	70.79	0.045	10:50:27.187
4 -	40.957	54.533	28.675	2:04.165 (3)	70.55	0.471	10:52:31.352
5 -	40.803	53.719	29.172	2:03.694 (1)	70.81		10:54:35.046

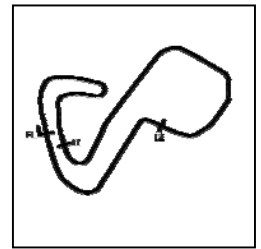
Weather / Track : Rain / Wet

Brands Hatch GP
Circuit Length = 2.4332 miles
Start: 10:44 Flag 10:53 End: 10:56

BMCRC - MRO Championships 2020 - Rnd 4 @ Brands Hatch GP

RKB-BMCRC F1 & F2 Sidecars

RACE 21 - SECTOR ANALYSIS



SECTOR 1 = FL to I1, SECTOR 2 = I1 to I2, SECTOR 3 = I2 to FL, DIFF = Difference To Personal Best Lap, P = Crossed Finish Line in Pit Lane, D = Time Disallowed

P7 118 F1 BICKNELL/ ENSOR		LCR Kawasaki -					
IDEAL LAP TIME : 2:03.603		BEST LAP TIME : 2:04.208		DIFFERENCE : 0.605			
LAP	SECTOR 1	SECTOR 2	SECTOR 3	LAP TIME	MPH	DIFF	TIME OF DAY
1 -		55.405	29.510	2:11.591	66.56	7.383	10:46:20.873
2 -	39.923	55.294	29.298	2:04.515 (2)	70.35	0.307	10:48:25.388
3 -	40.273	55.027	29.414	2:04.714 (3)	70.23	0.506	10:50:30.102
4 -	40.872	55.175	31.560	2:07.607	68.64	3.399	10:52:37.709
5 -	40.443	54.382	29.383	2:04.208 (1)	70.52		10:54:41.917

P8 171 F1 WRIGHT / BAILEY		Yamaha - Stainless Steel Designs Ltd.					
IDEAL LAP TIME : 2:00.945		BEST LAP TIME : 2:00.945		DIFFERENCE : 0.000			
LAP	SECTOR 1	SECTOR 2	SECTOR 3	LAP TIME	MPH	DIFF	TIME OF DAY
1 -		55.676	29.774	2:14.575	65.09	13.630	10:46:23.857
2 -	41.234	56.082	28.998	2:06.314 (3)	69.34	5.369	10:48:30.171
3 -	38.903	53.275	28.767	2:00.945 (1)	72.42		10:50:31.116
4 -	39.634	54.109	39.394	2:13.137	65.79	12.192	10:52:44.253
5 -	39.908	54.774	30.027	2:04.709 (2)	70.24	3.764	10:54:48.962

P9 964 F2 ANDERSON / LUPTON		Lumley - Lumley Engineering					
IDEAL LAP TIME : 2:04.532		BEST LAP TIME : 2:04.532		DIFFERENCE : 0.000			
LAP	SECTOR 1	SECTOR 2	SECTOR 3	LAP TIME	MPH	DIFF	TIME OF DAY
1 -		55.641	29.280	2:15.027	64.87	10.495	10:46:24.309
2 -	40.946	57.407	29.505	2:07.858	68.51	3.326	10:48:32.167
3 -	40.616	54.988	28.928	2:04.532 (1)	70.34		10:50:36.699
4 -	40.923	56.066	29.959	2:06.948 (3)	69.00	2.416	10:52:43.647
5 -	40.727	55.439	29.280	2:05.446 (2)	69.82	0.914	10:54:49.093

P10 17 F1 THOMAS / JAMES		Ireson Suzuki - Team Walters & Thomas Sidecar Racing					
IDEAL LAP TIME : 2:05.825		BEST LAP TIME : 2:06.364		DIFFERENCE : 0.539			
LAP	SECTOR 1	SECTOR 2	SECTOR 3	LAP TIME	MPH	DIFF	TIME OF DAY
1 -		57.162	29.783	2:14.127	65.30	7.763	10:46:23.409
2 -	41.031	57.966	29.467	2:08.464	68.18	2.100	10:48:31.873
3 -	40.898	56.650	29.268	2:06.816 (3)	69.07	0.452	10:50:38.689
4 -	40.453	56.970	29.381	2:06.804 (2)	69.08	0.440	10:52:45.493
5 -	40.075	57.189	29.100	2:06.364 (1)	69.32		10:54:51.857

P11 29 F2 GRISTWOOD / CRACKNALL		Suzuki - Gristwood&Toms					
IDEAL LAP TIME : 2:05.743		BEST LAP TIME : 2:06.373		DIFFERENCE : 0.630			
LAP	SECTOR 1	SECTOR 2	SECTOR 3	LAP TIME	MPH	DIFF	TIME OF DAY
1 -		57.460	30.002	2:14.998	64.88	8.625	10:46:24.280
2 -	41.359	57.287	29.451	2:08.097	68.38	1.724	10:48:32.377
3 -	41.017	56.744	29.280	2:07.041 (3)	68.95	0.668	10:50:39.418
4 -	40.161	56.628	29.839	2:06.628 (2)	69.17	0.255	10:52:46.046
5 -	39.835	57.257	29.281	2:06.373 (1)	69.31		10:54:52.419

P12 31 F2 MUNRO / GEDDES		Shelbourne Yamaha - Allbikes					
IDEAL LAP TIME : 2:04.231		BEST LAP TIME : 2:04.861		DIFFERENCE : 0.630			
LAP	SECTOR 1	SECTOR 2	SECTOR 3	LAP TIME	MPH	DIFF	TIME OF DAY
1 -		59.528	30.314	2:19.313	62.87	14.452	10:46:28.595
2 -	41.216	55.522	29.375	2:06.113 (2)	69.46	1.252	10:48:34.708
3 -	39.334	55.806	29.721	2:04.861 (1)	70.15		10:50:39.569
4 -	39.644	57.274	30.104	2:07.022	68.96	2.161	10:52:46.591
5 -	40.365	56.427	29.781	2:06.573 (3)	69.20	1.712	10:54:53.164

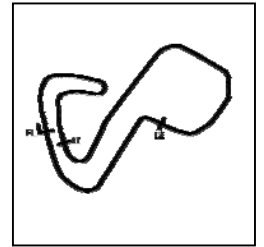
Weather / Track : Rain / Wet

Brands Hatch GP
Circuit Length = 2.4332 miles
Start: 10:44 Flag 10:53 End: 10:56

BMCRC - MRO Championships 2020 - Rnd 4 @ Brands Hatch GP

RKB-BMCRC F1 & F2 Sidecars

RACE 21 - SECTOR ANALYSIS



SECTOR 1 = FL to I1, SECTOR 2 = I1 to I2, SECTOR 3 = I2 to FL, DIFF = Difference To Personal Best Lap, P = Crossed Finish Line in Pit Lane, D = Time Disallowed

P13 39 F2		MOORE / MOORE		Ireson Honda - LBS Racing/Team Stannard			
IDEAL LAP TIME : 2:04.155		BEST LAP TIME : 2:04.380		DIFFERENCE : 0.225			
LAP	SECTOR 1	SECTOR 2	SECTOR 3	LAP TIME	MPH	DIFF	TIME OF DAY
1 -		59.662	30.110	2:18.791	63.11	14.411	10:46:28.073
2 -	41.235	57.340	29.611	2:08.186	68.33	3.806	10:48:36.259
3 -	39.263	55.281	29.836	2:04.380 (1)	70.42		10:50:40.639
4 -	39.835	56.182	30.414	2:06.431 (2)	69.28	2.051	10:52:47.070
5 -	39.886	56.664	30.459	2:07.009 (3)	68.97	2.629	10:54:54.079

P14 71 F2		SCHOFIELD / COLBROOK		Ireson Honda -			
IDEAL LAP TIME : 2:04.556		BEST LAP TIME : 2:04.985		DIFFERENCE : 0.429			
LAP	SECTOR 1	SECTOR 2	SECTOR 3	LAP TIME	MPH	DIFF	TIME OF DAY
1 -		58.293	29.351	2:20.206	62.47	15.221	10:46:29.488
2 -	41.693	56.162	29.590	2:07.445 (3)	68.73	2.460	10:48:36.933
3 -	40.483	55.341	29.161	2:04.985 (1)	70.08		10:50:41.918
4 -	40.054	55.561	29.964	2:05.579 (2)	69.75	0.594	10:52:47.497
5 -	40.700	56.357	30.493	2:07.550	68.67	2.565	10:54:55.047

P15 117 F2		SCHOFIELD / PAWSEY		Windle Suzuki - Witch eLiquid			
IDEAL LAP TIME : 2:04.860		BEST LAP TIME : 2:05.709		DIFFERENCE : 0.849			
LAP	SECTOR 1	SECTOR 2	SECTOR 3	LAP TIME	MPH	DIFF	TIME OF DAY
1 -		58.654	30.293	2:19.998	62.57	14.289	10:46:29.280
2 -	42.619	56.007	29.671	2:08.297 (2)	68.27	2.588	10:48:37.577
3 -	40.306	56.205	29.198	2:05.709 (1)	69.68		10:50:43.286
4 -	42.146	55.356	30.820	2:08.322 (3)	68.26	2.613	10:52:51.608
5 -	43.160	57.139	30.152	2:10.451	67.15	4.742	10:55:02.059

P16 41 F2		RILEY / HAINES		MR Equipe - Finecut Developments			
IDEAL LAP TIME : 2:05.721		BEST LAP TIME : 2:05.849		DIFFERENCE : 0.128			
LAP	SECTOR 1	SECTOR 2	SECTOR 3	LAP TIME	MPH	DIFF	TIME OF DAY
1 -		57.402	29.975	2:17.774	63.58	11.925	10:46:27.056
2 -	40.890	56.302	30.028	2:07.220 (2)	68.85	1.371	10:48:34.276
3 -	49.260	57.553	29.540	2:16.353	64.24	10.504	10:50:50.629
4 -	41.271	56.178	29.972	2:07.421 (3)	68.74	1.572	10:52:58.050
5 -	40.703	55.478	29.668	2:05.849 (1)	69.60		10:55:03.899

P17 92 F1		HILDIGE / SLATER		LCR Yamaha -			
IDEAL LAP TIME : 2:07.136		BEST LAP TIME : 2:07.287		DIFFERENCE : 0.151			
LAP	SECTOR 1	SECTOR 2	SECTOR 3	LAP TIME	MPH	DIFF	TIME OF DAY
1 -		1:00.737	31.296	2:25.729	60.11	18.442	10:46:35.011
2 -	42.927	58.828	31.794	2:13.549	65.59	6.262	10:48:48.560
3 -	42.184	58.924	30.441	2:11.549 (3)	66.58	4.262	10:51:00.109
4 -	41.643	58.399	30.118	2:10.160 (2)	67.30	2.873	10:53:10.269
5 -	41.794	55.417	30.076	2:07.287 (1)	68.81		10:55:17.556

P18 6 F2		BELLABY / GRISTWOOD		DDM Suzuki - Gristwood & Toms			
IDEAL LAP TIME : 2:08.713		BEST LAP TIME : 2:08.981		DIFFERENCE : 0.268			
LAP	SECTOR 1	SECTOR 2	SECTOR 3	LAP TIME	MPH	DIFF	TIME OF DAY
1 -		1:03.058	31.110	2:24.572	60.59	15.591	10:46:33.854
2 -	41.507	1:00.339	32.002	2:13.848	65.44	4.867	10:48:47.702
3 -	42.250	58.663	30.439	2:11.352 (2)	66.68	2.371	10:50:59.054
4 -	41.951	58.421	31.076	2:11.448 (3)	66.64	2.467	10:53:10.502
5 -	41.775	57.246	29.960	2:08.981 (1)	67.91		10:55:19.483

Weather / Track : Rain / Wet

Brands Hatch GP

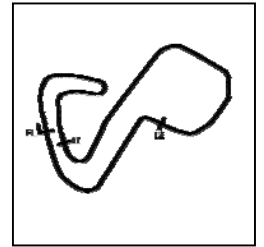
Circuit Length = 2.4332 miles

Start: 10:44 Flag 10:53 End: 10:56

BMCR - MRO Championships 2020 - Rnd 4 @ Brands Hatch GP

RKB-BMCR F1 & F2 Sidecars

RACE 21 - SECTOR ANALYSIS



SECTOR 1 = FL to I1, SECTOR 2 = I1 to I2, SECTOR 3 = I2 to FL, DIFF = Difference To Personal Best Lap, P = Crossed Finish Line in Pit Lane, D = Time Disallowed

P19 136 F1		S EDWARDS / L EDWARDS		BMR Suzuki - ECONOMY HEATING SERVICES			
IDEAL LAP TIME : 2:14.832		BEST LAP TIME : 2:15.262		DIFFERENCE : 0.430			
LAP	SECTOR 1	SECTOR 2	SECTOR 3	LAP TIME	MPH	DIFF	TIME OF DAY
1 -		1:03.655	31.576	2:27.602	59.34	12.340	10:46:36.884
2 -	43.207	1:01.790	32.217	2:17.214	63.84	1.952	10:48:54.098
3 -	43.019	1:01.881	31.509	2:16.409 (3)	64.21	1.147	10:51:10.507
4 -	43.025	1:00.633	31.604	2:15.262 (1)	64.76		10:53:25.769
5 -	42.690	1:01.132	32.181	2:16.003 (2)	64.40	0.741	10:55:41.772

P20 67 F1		JEFFREY / FIELD		Windle - MJP racing			
IDEAL LAP TIME : 2:15.069		BEST LAP TIME : 2:15.069		DIFFERENCE : 0.000			
LAP	SECTOR 1	SECTOR 2	SECTOR 3	LAP TIME	MPH	DIFF	TIME OF DAY
1 -		1:04.845	33.940	2:33.081	57.22	18.012	10:46:42.363
2 -	43.399	1:03.379	33.085	2:19.863	62.63	4.794	10:49:02.226
3 -	43.662	1:02.182	32.943	2:18.787 (3)	63.11	3.718	10:51:21.013
4 -	42.492	1:00.686	31.891	2:15.069 (1)	64.85		10:53:36.082
5 -	42.647	1:00.689	32.617	2:15.953 (2)	64.43	0.884	10:55:52.035

P21 167 F2		PETTMAN / ROBINSON		Windle Yamaha -			
IDEAL LAP TIME : 2:17.356		BEST LAP TIME : 2:17.920		DIFFERENCE : 0.564			
LAP	SECTOR 1	SECTOR 2	SECTOR 3	LAP TIME	MPH	DIFF	TIME OF DAY
1 -		1:05.078	33.408	2:34.516	56.69	16.596	10:46:43.798
2 -	44.269	1:02.970	32.885	2:20.124 (3)	62.51	2.204	10:49:03.922
3 -	43.831	1:02.080	33.136	2:19.047 (2)	62.99	1.127	10:51:22.969
4 -	43.841	1:01.009	33.070	2:17.920 (1)	63.51		10:53:40.889
5 -	43.462	1:04.441	33.146	2:21.049	62.10	3.129	10:56:01.938

P22 54 F2		ALTON / BROTHERTON		LCR -			
IDEAL LAP TIME :		BEST LAP TIME :		DIFFERENCE :			
LAP	SECTOR 1	SECTOR 2	SECTOR 3	LAP TIME	MPH	DIFF	TIME OF DAY
1 -		1:01.770	31.211	2:24.972	60.42		10:46:34.254

BMCRC - MRO Championships 2020 - Rnd 4 @ Brands Hatch GP

RKB-BMCRC F1 & F2 Sidecars

RACE 21 - BEST SECTORS

SECTOR 1			SECTOR 2			SECTOR 3			IDEAL / BEST COMPARISON						
POS	NO	NAME	TIME	NO	NAME	TIME	NO	NAME	TIME	POS	NO	NAME	IDEAL	BEST	DIFF
													PERFECT LAP	1:55.158	
1	36	SCHOFIELD / ROSTROM	36.821	93	HOLDEN / LAWRENCE	51.165	93	HOLDEN / LAWRENCE	27.172	1	36	SCHOFIELD / ROSTROM	1:55.211	1:55.369	0.158
2	93	HOLDEN / LAWRENCE	36.967	36	SCHOFIELD / ROSTROM	51.212	36	SCHOFIELD / ROSTROM	27.178	2	93	HOLDEN / LAWRENCE	1:55.304	1:55.477	0.173
3	171	WRIGHT / BAILEY	38.903	73	GOODIER / STONE	53.029	73	GOODIER / STONE	28.250	3	73	GOODIER / STONE	2:00.328	2:00.862	0.534
4	73	GOODIER / STONE	39.049	8	ILARIA / SIMS	53.163	8	ILARIA / SIMS	28.347	4	171	WRIGHT / BAILEY	2:00.945	2:00.945	0.000
5	39	MOORE / MOORE	39.263	171	WRIGHT / BAILEY	53.275	13	DIX / PARKER	28.490	5	8	ILARIA / SIMS	2:00.957	2:01.412	0.455
6	31	MUNRO / GEDDES	39.334	13	DIX / PARKER	53.719	26	ATKINSON / MIDDLETON	28.606	6	26	ATKINSON / MIDDLETON	2:01.886	2:02.152	0.266
7	8	ILARIA / SIMS	39.447	26	ATKINSON / MIDDLETON	53.729	171	WRIGHT / BAILEY	28.767	7	13	DIX / PARKER	2:03.012	2:03.694	0.682
8	26	ATKINSON / MIDDLETON	39.551	118	BICKNELL / ENSOR	54.382	964	ANDERSON / LUPTON	28.928	8	118	BICKNELL / ENSOR	2:03.603	2:04.208	0.605
9	29	GRISTWOOD / CRACKNALL	39.835	964	ANDERSON / LUPTON	54.988	17	THOMAS / JAMES	29.100	9	39	MOORE / MOORE	2:04.155	2:04.380	0.225
10	118	BICKNELL / ENSOR	39.923	39	MOORE / MOORE	55.281	71	SCHOFIELD / COLBROOK	29.161	10	31	MUNRO / GEDDES	2:04.231	2:04.861	0.630
11	71	SCHOFIELD / COLBROOK	40.054	71	SCHOFIELD / COLBROOK	55.341	117	SCHOFIELD / PAWSEY	29.198	11	964	ANDERSON / LUPTON	2:04.532	2:04.532	0.000
12	17	THOMAS / JAMES	40.075	117	SCHOFIELD / PAWSEY	55.356	29	GRISTWOOD / CRACKNALL	29.280	12	71	SCHOFIELD / COLBROOK	2:04.556	2:04.985	0.429
13	117	SCHOFIELD / PAWSEY	40.306	92	HILDIGE / SLATER	55.417	118	BICKNELL / ENSOR	29.298	13	117	SCHOFIELD / PAWSEY	2:04.860	2:05.709	0.849
14	964	ANDERSON / LUPTON	40.616	41	RILEY / HAINES	55.478	31	MUNRO / GEDDES	29.375	14	41	RILEY / HAINES	2:05.721	2:05.849	0.128
15	41	RILEY / HAINES	40.703	31	MUNRO / GEDDES	55.522	41	RILEY / HAINES	29.540	15	29	GRISTWOOD / CRACKNALL	2:05.743	2:06.373	0.630
16	13	DIX / PARKER	40.803	29	GRISTWOOD / CRACKNALL	56.628	39	MOORE / MOORE	29.611	16	17	THOMAS / JAMES	2:05.825	2:06.364	0.539
17	6	BELLABY / GRISTWOOD	41.507	17	THOMAS / JAMES	56.650	6	BELLABY / GRISTWOOD	29.960	17	92	HILDIGE / SLATER	2:07.136	2:07.287	0.151
18	92	HILDIGE / SLATER	41.643	6	BELLABY / GRISTWOOD	57.246	92	HILDIGE / SLATER	30.076	18	6	BELLABY / GRISTWOOD	2:08.713	2:08.981	0.268
19	67	JEFFREY / FIELD	42.492	136	S EDWARDS / L EDWARDS	1:00.633	54	ALTON / BROTHERTON	31.211	19	136	S EDWARDS / L EDWARDS	2:14.832	2:15.262	0.430
20	136	S EDWARDS / L EDWARDS	42.690	67	JEFFREY / FIELD	1:00.686	136	S EDWARDS / L EDWARDS	31.509	20	67	JEFFREY / FIELD	2:15.069	2:15.069	0.000
21	167	PETTMAN / ROBINSON	43.462	167	PETTMAN / ROBINSON	1:01.009	67	JEFFREY / FIELD	31.891	21	167	PETTMAN / ROBINSON	2:17.356	2:17.920	0.564
22				54	ALTON / BROTHERTON	1:01.770	167	PETTMAN / ROBINSON	32.885	22	54	ALTON / BROTHERTON			

Weather / Track : Rain / Wet

Results can be found at www.tsl-timing.com

Brands Hatch GP

Circuit Length = 2.4332 miles

Start: 10:44 Flag 10:53 End: 10:56

Printed - 11:04 Sunday, 04 October 2020

BMCRC - MRO Championships 2020 - Rnd 4 @ Brands Hatch GP

RKB-BMCRC F1 & F2 Sidecars

RACE 21 - STATISTICS

Competitors Started 22
Planned Start 2020-10-04 @ 10:15:00.000
Actual Start 2020-10-04 @ 10:44:09.281
Finish Time 2020-10-04 @ 10:53:55.855
Track Length 2.4332mi.
Total Laps 106
Total Distance Covered 257.9286mi.

Session Fastest Lap History

NO	CL	NAME	LAP TIME	TIME OF DAY	LAP	VEHICLE
36	F2	SCHOFIELD / ROSTROM	1:56.395	10:48:08.597	2	DDM
93	F1	HOLDEN / LAWRENCE	1:56.236	10:48:09.078	2	LCR Suzuki
36	F2	SCHOFIELD / ROSTROM	1:55.369	10:50:03.965	3	DDM

Session Leader History

NO	CL	NAME	FROM LAP	LAPS LED	DISTANCE	VEHICLE
36	F2	SCHOFIELD / ROSTROM	1	5	12.16 miles	DDM

Flag History

TYPE	TIME OF DAY
GREEN	10:44:09.281
FINISH	10:53:55.855

Flag Statistics

TYPE	COUNT	TOTAL LAPS	TOTAL TIME
Green	1	5	11:56.174
Red	0	0	0.000
Safety Car	0	0	0.000
FCY	0	0	0.000

BMCRC - MRO Championships 2020 - Rnd 4 @ Brands Hatch GP

RKB-BMCRC F1 & F2 Sidecars

RACE 21 - STATISTICS

CLASS : F1

7 Starters

Fastest Lap History

NO	NAME	LAP TIME	TIME OF DAY	LAP	VEHICLE
93	HOLDEN / LAWRENCE	1:56.236	10:48:09.078	2	LCR Suzuki
93	HOLDEN / LAWRENCE	1:55.816	10:50:04.894	3	LCR Suzuki
93	HOLDEN / LAWRENCE	1:55.477	10:52:00.371	4	LCR Suzuki

Leader History

NO	NAME	FROM LAP	LAPS LED	DISTANCE	VEHICLE
93	HOLDEN / LAWRENCE	1	5	12.16 miles	LCR Suzuki

BMCRC - MRO Championships 2020 - Rnd 4 @ Brands Hatch GP

RKB-BMCRC F1 & F2 Sidecars

RACE 21 - STATISTICS

CLASS : F2

15 Starters

Fastest Lap History

NO	NAME	LAP TIME	TIME OF DAY	LAP	VEHICLE
36	SCHOFIELD / ROSTROM	1:56.395	10:48:08.597	2	DDM
36	SCHOFIELD / ROSTROM	1:55.369	10:50:03.965	3	DDM

Leader History

NO	NAME	FROM LAP	LAPS LED	DISTANCE	VEHICLE
36	SCHOFIELD / ROSTROM	1	5	12.16 miles	DDM

BMCRC - MRO Championships 2020 - Rnd 4 @ Brands Hatch GP

RKB-BMCRC F1 & F2 Sidecars

RACE 11 - GRID (5 Laps)



ROW 13	26	5	TAYLOR / HART	25	412	G PETTIS / C PETTIS	
ROW 12	24	74	JO RESTALL / JA RESTALL	23	121	LAWRENCE / HUGHES	
ROW 11		22	54	ALTON / BROTHERTON	21	167	PETTMAN / ROBINSON
ROW 10		20	136	S EDWARDS / L EDWARDS	19	67	JEFFREY / FIELD
ROW 9		18	6	BELLABY / GRISTWOOD	17	92	HILDIGE / SLATER
ROW 8		16	29	GRISTWOOD / CRACKNALL	15	17	THOMAS / JAMES
ROW 7		14	41	RILEY / HAINES	13	117	SCHOFIELD / PAWSEY
ROW 6		12	71	SCHOFIELD / COLBROOK	11	31	MUNRO / GEDDES
ROW 5		10	964	ANDERSON / LUPTON	9	39	MOORE / MOORE
ROW 4		8	118	BICKNELL/ ENSOR	7	13	DIX / PARKER
ROW 3		6	26	ATKINSON / MIDDLETON	5	8	ILARIA / SIMS
ROW 2		4	171	WRIGHT / BAILEY	3	73	GOODIER / STONE
ROW 1		2	93	HOLDEN / LAWRENCE	1	36	SCHOFIELD / ROSTROM
Pole							

Brands Hatch GP
Circuit Length = 2.4332 miles

These results are provisional until the conclusion of any judicial and technical matters.

Clerk Of Course :	Steward :	Timekeeper :
-------------------	-----------	--------------

Results can be found at www.tsl-timing.com

Printed - 11:05 Sunday, 04 October 2020



BMCRC - MRO Championships 2020 - Rnd 4 @ Brands Hatch GP

RKB-BMCRC F1 & F2 Sidecars

RACE 11 - CLASSIFICATION



POS	NO	CL	PIC NAME	ENTRY	LAPS	TIME	GAP	DIFF	MPH	BEST	ON
1	93	F1	1 HOLDEN / LAWRENCE	LCR Suzuki - Holden racing	5	9:50.610			74.15	1:55.018	4
2	36	F2	1 SCHOFIELD / ROSTROM	DDM - SRT Motorcycles	5	9:59.305	8.695	8.695	73.08	1:58.332	3
3	8	F2	2 ILARIA / SIMS	- Powerhouse	5	10:16.181	25.571	16.876	71.08	2:01.270	3
4	73	F2	3 GOODIER / STONE	LCR - Rowtec ltd	5	10:17.879	27.269	1.698	70.88	2:00.696	5
5	964	F2	4 ANDERSON / LUPTON	Lumley - Lumley Engineering	5	10:32.862	42.252	14.983	69.20	2:03.491	4
6	39	F2	5 MOORE / MOORE	Ireson Honda - LBS Racing/Team Stannard	5	10:35.357	44.747	2.495	68.93	2:04.182	3
7	31	F2	6 MUNRO / GEDDES	Shelbourne Yamaha - Allbikes	5	10:35.455	44.845	0.098	68.92	2:02.107	5
8	29	F2	7 GRISTWOOD / CRACKNALL	Suzuki - Gristwood&Toms	5	10:36.902	46.292	1.447	68.76	2:03.997	5
9	41	F2	8 RILEY / HAINES	MR Equipe - Finecut Developments	5	10:43.999	53.389	7.097	68.01	2:04.728	5
10	171*	F1	2 WRIGHT / BAILEY	Yamaha - Stainless Steel Designs Ltd.	5	10:53.856	1:03.246	9.857	66.98	2:03.207	4
11	6	F2	9 BELLABY / GRISTWOOD	DDM Suzuki - Gristwood & Toms	5	10:56.747	1:06.137	2.891	66.69	2:06.969	4
12	5	F2	10 TAYLOR / HART	Suzuki -	5	10:58.053	1:07.443	1.306	66.55	2:06.616	4
13	17*	F1	3 THOMAS / JAMES	Ireson Suzuki - Team Walters & Thomas Sidecar R	5	11:02.690	1:12.080	4.637	66.09	2:09.764	5
14	117	F2	11 SCHOFIELD / PAWSEY	Windle Suzuki - Witch eLiquid	5	11:11.190	1:20.580	8.500	65.25	2:11.112	5
15	136	F1	4 S EDWARDS / L EDWARDS	BMR Suzuki - ECONOMY HEATING SERVICES	5	11:22.170	1:31.560	10.980	64.20	2:13.348	4
16	54	F2	12 ALTON / BROTHERTON	LCR -	5	11:47.256	1:56.646	25.086	61.92	2:17.274	5
17	167	F2	13 PETTMAN / ROBINSON	Windle Yamaha -	5	11:47.742	1:57.132	0.486	61.88	2:16.725	4
18	67	F1	5 JEFFREY / FIELD	Windle - MJP racing	5	11:51.651	2:01.041	3.909	61.54	2:18.578	5
19	121	F1	6 LAWRENCE / HUGHES	LCR Yamaha -	5	12:15.119	2:24.509	23.468	59.58	2:25.118	5
20	74	F1	7 JO RESTALL / JA RESTALL	RCN Yamaha -	4	10:04.045	1 Lap	1 Lap	58.00	2:24.235	3

NOT CLASSIFIED

DNF	13	F2	DIX / PARKER	Baker Honda - APACHE DEVELOPEMENTS	4	8:20.319	1 Lap		70.03	2:02.755	3
DNF	26	F2	ATKINSON / MIDDLETON	Bellas - CMS/RAF MSA	2	4:15.441	3 Laps	2 Laps	68.58	2:04.008	2
DNF	118	F1	BICKNELL/ ENSOR	LCR Kawasaki -	1	2:16.257	4 Laps	1 Lap	64.28		

FASTEST LAP

93	F1	HOLDEN / LAWRENCE	LCR Suzuki - Holden racing	4	1:55.018	76.16 mph	122.56 kph
36	F2	SCHOFIELD / ROSTROM	DDM - SRT Motorcycles	3	1:58.332	74.02 mph	119.13 kph

* No. 17 - No working transponder fitted. Please sort for next race

* No. 171 - 10 second penalty - jump start

Class F1 - 92.5% of Race Speed = 68.58 mph

Class F2 - 92.5% of Race Speed = 67.59 mph

Brands Hatch GP

Circuit Length = 2.4332 miles

Start: 14:55 Flag 15:04 End: 15:07

Weather / Track : Rain / Wet

These results are provisional until the conclusion of any judicial and technical matters.

Clerk Of Course :	Steward :	Timekeeper :
-------------------	-----------	--------------

Results can be found at www.tsl-timing.com

Printed - 15:08 Sunday, 04 October 2020



BMCRC - MRO Championships 2020 - Rnd 4 @ Brands Hatch GP

RKB-BMCRC F1 & F2 Sidecars

RACE 11 - LAP CHART

LAP 1 @ 14:57:07.050

NO	BEHIND	LAP TIME
36		2:04.361
93	0.295	2:04.656
8	3.531	2:07.892
73	4.444	2:08.805
13	5.457	2:09.818
26	7.072	2:11.433
964	8.264	2:12.625
29	9.568	2:13.929
39	10.255	2:14.616
31	10.861	2:15.222
118	11.896	2:16.257
17	15.225	2:19.586
171	15.389	2:19.750
41	16.147	2:20.508
6	16.783	2:21.144
117	18.750	2:23.111
5	19.808	2:24.169
136	21.608	2:25.969
54	22.998	2:27.359
67	27.319	2:31.680
121	28.872	2:33.233
167	30.577	2:34.938
74	36.737	2:41.098

171	40.714	2:05.159
17	45.563	2:10.867
6	46.192	2:09.889
5	47.739	2:08.488
117	51.818	2:13.131
136	58.154	2:14.094
54	1:12.697	2:19.006
67	1:15.698	2:20.187
167	1:17.977	2:17.068
121	1:27.634	2:25.132
74	1:41.503	2:24.235

LAP 4 @ 15:02:54.008

NO	BEHIND	LAP TIME
93		1:55.018
36	9.472	1:58.397
8	22.148	2:02.455
73	25.864	2:03.176
13	29.000	2:04.290
964	34.711	2:03.491
39	38.320	2:05.083
29	41.586	2:05.501
31	42.029	2:04.972
41	47.952	2:05.274
171	48.903	2:03.207
6	58.143	2:06.969
5	59.337	2:06.616
17	1:01.607	2:11.062
117	1:08.759	2:11.959
136	1:16.484	2:13.348
54	1:38.663	2:20.984
167	1:39.684	2:16.725
67	1:41.754	2:21.074
121	1:58.682	2:26.066

LAP 2 @ 14:59:03.861

NO	BEHIND	LAP TIME
93		1:56.516
36	2.890	1:59.701
8	8.570	2:01.850
73	10.806	2:03.173
13	12.102	2:03.456
26	14.269	2:04.008
964	16.411	2:04.958
29	18.760	2:06.003
39	19.202	2:05.758
31	20.187	2:06.137
41	27.582	2:08.246
17	29.825	2:11.411
171	30.684	2:12.106
6	31.432	2:11.460
117	33.816	2:11.877
5	34.380	2:11.383
136	39.189	2:14.392
54	48.820	2:22.633
67	50.640	2:20.132
167	56.038	2:22.272
121	57.631	2:25.570
74	1:12.397	2:32.471

LAP 5 @ 15:04:53.299

NO	BEHIND	LAP TIME
93		1:59.291
36	8.695	1:58.514
74	1 Lap	2:26.241
8	25.571	2:02.714
73	27.269	2:00.696
964	42.252	2:06.832
39	44.747	2:05.718
31	44.845	2:02.107
29	46.292	2:03.997
171	53.246	2:03.634
41	53.389	2:04.728
6	1:06.137	2:07.285
5	1:07.443	2:07.397
17	1:12.080	2:09.764
117	1:20.580	2:11.112
136	1:31.560	2:14.367
54	1:56.646	2:17.274
167	1:57.132	2:16.739
67	2:01.041	2:18.578
121	2:24.509	2:25.118

LAP 3 @ 15:00:58.990

NO	BEHIND	LAP TIME
93		1:55.129
36	6.093	1:58.332
8	14.711	2:01.270
73	17.706	2:02.029
13	19.728	2:02.755
964	26.238	2:04.956
39	28.255	2:04.182
29	31.103	2:07.472
31	32.075	2:07.017
41	37.696	2:05.243

Weather / Track : Rain / Wet

Results can be found at www.tsl-timing.com

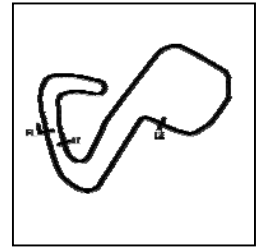
Brands Hatch GP
Circuit Length = 2.4332 miles
Start: 14:55 Flag 15:04 End: 15:07

Printed - 15:10 Sunday, 04 October 2020

BMCRC - MRO Championships 2020 - Rnd 4 @ Brands Hatch GP

RKB-BMCRC F1 & F2 Sidecars

RACE 11 - SECTOR ANALYSIS



SECTOR 1 = FL to I1, SECTOR 2 = I1 to I2, SECTOR 3 = I2 to FL, DIFF = Difference To Personal Best Lap, P = Crossed Finish Line in Pit Lane, D = Time Disallowed

P1 93 F1		HOLDEN / LAWRENCE		LCR Suzuki - Holden racing			
IDEAL LAP TIME : 1:54.435		BEST LAP TIME : 1:55.018		DIFFERENCE : 0.583			
LAP	SECTOR 1	SECTOR 2	SECTOR 3	LAP TIME	MPH	DIFF	TIME OF DAY
1 -		52.852	27.836	2:04.656	70.27	9.638	14:57:07.345
2 -	37.912	51.242	27.362	1:56.516 (3)	75.18	1.498	14:59:03.861
3 -	37.090	51.079	26.960	1:55.129 (2)	76.08	0.111	15:00:58.990
4 -	36.890	50.585	27.543	1:55.018 (1)	76.16		15:02:54.008
5 -	36.931	55.166	27.194	1:59.291	73.43	4.273	15:04:53.299

P2 36 F2		SCHOFIELD / ROSTROM		DDM - SRT Motorcycles			
IDEAL LAP TIME : 1:57.708		BEST LAP TIME : 1:58.332		DIFFERENCE : 0.624			
LAP	SECTOR 1	SECTOR 2	SECTOR 3	LAP TIME	MPH	DIFF	TIME OF DAY
1 -		53.923	27.812	2:04.361	70.43	6.029	14:57:07.050
2 -	38.046	53.919	27.736	1:59.701	73.18	1.369	14:59:06.751
3 -	38.046	52.652	27.634	1:58.332 (1)	74.02		15:01:05.083
4 -	38.435	52.542	27.420	1:58.397 (2)	73.98	0.065	15:03:03.480
5 -	37.746	52.932	27.836	1:58.514 (3)	73.91	0.182	15:05:01.994

P3 8 F2		ILARIA / SIMS		- Powerhouse			
IDEAL LAP TIME : 2:01.181		BEST LAP TIME : 2:01.270		DIFFERENCE : 0.089			
LAP	SECTOR 1	SECTOR 2	SECTOR 3	LAP TIME	MPH	DIFF	TIME OF DAY
1 -		54.227	28.803	2:07.892	68.49	6.622	14:57:10.581
2 -	39.763	53.410	28.677	2:01.850 (2)	71.89	0.580	14:59:12.431
3 -	39.237	53.267	28.766	2:01.270 (1)	72.23		15:01:13.701
4 -	39.978	53.726	28.751	2:02.455 (3)	71.53	1.185	15:03:16.156
5 -	40.080	53.801	28.833	2:02.714	71.38	1.444	15:05:18.870

P4 73 F2		GOODIER / STONE		LCR - Rowtec Ltd			
IDEAL LAP TIME : 2:00.696		BEST LAP TIME : 2:00.696		DIFFERENCE : 0.000			
LAP	SECTOR 1	SECTOR 2	SECTOR 3	LAP TIME	MPH	DIFF	TIME OF DAY
1 -		55.037	28.708	2:08.805	68.00	8.109	14:57:11.494
2 -	39.769	54.565	28.839	2:03.173 (3)	71.11	2.477	14:59:14.667
3 -	39.673	53.760	28.596	2:02.029 (2)	71.78	1.333	15:01:16.696
4 -	40.295	54.345	28.536	2:03.176	71.11	2.480	15:03:19.872
5 -	39.241	53.108	28.347	2:00.696 (1)	72.57		15:05:20.568

P5 964 F2		ANDERSON / LUPTON		Lumley - Lumley Engineering			
IDEAL LAP TIME : 2:03.491		BEST LAP TIME : 2:03.491		DIFFERENCE : 0.000			
LAP	SECTOR 1	SECTOR 2	SECTOR 3	LAP TIME	MPH	DIFF	TIME OF DAY
1 -		56.355	29.089	2:12.625	66.04	9.134	14:57:15.314
2 -	40.329	55.223	29.406	2:04.958 (3)	70.10	1.467	14:59:20.272
3 -	40.735	54.894	29.327	2:04.956 (2)	70.10	1.465	15:01:25.228
4 -	39.901	54.528	29.062	2:03.491 (1)	70.93		15:03:28.719
5 -	41.016	56.030	29.786	2:06.832	69.06	3.341	15:05:35.551

P6 39 F2		MOORE / MOORE		Ireson Honda - LBS Racing/Team Stannard			
IDEAL LAP TIME : 2:04.182		BEST LAP TIME : 2:04.182		DIFFERENCE : 0.000			
LAP	SECTOR 1	SECTOR 2	SECTOR 3	LAP TIME	MPH	DIFF	TIME OF DAY
1 -		55.872	30.268	2:14.616	65.07	10.434	14:57:17.305
2 -	40.081	55.893	29.784	2:05.758	69.65	1.576	14:59:23.063
3 -	39.479	55.375	29.328	2:04.182 (1)	70.54		15:01:27.245
4 -	39.749	55.989	29.345	2:05.083 (2)	70.03	0.901	15:03:32.328
5 -	40.191	56.180	29.347	2:05.718 (3)	69.67	1.536	15:05:38.046

Weather / Track : Rain / Wet

Brands Hatch GP

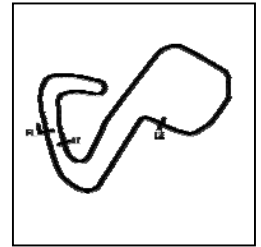
Circuit Length = 2.4332 miles

Start: 14:55 Flag 15:04 End: 15:07

BMCRC - MRO Championships 2020 - Rnd 4 @ Brands Hatch GP

RKB-BMCRC F1 & F2 Sidecars

RACE 11 - SECTOR ANALYSIS



SECTOR 1 = FL to I1, SECTOR 2 = I1 to I2, SECTOR 3 = I2 to FL, DIFF = Difference To Personal Best Lap, P = Crossed Finish Line in Pit Lane, D = Time Disallowed

P7 31 F2		MUNRO / GEDDES		Shelbourne Yamaha - Allbikes			
IDEAL LAP TIME : 2:02.107		BEST LAP TIME : 2:02.107		DIFFERENCE : 0.000			
LAP	SECTOR 1	SECTOR 2	SECTOR 3	LAP TIME	MPH	DIFF	TIME OF DAY
1 -		57.388	30.109	2:15.222	64.78	13.115	14:57:17.911
2 -	41.098	55.914	29.125	2:06.137 (3)	69.44	4.030	14:59:24.048
3 -	40.611	56.137	30.269	2:07.017	68.96	4.910	15:01:31.065
4 -	40.400	55.500	29.072	2:04.972 (2)	70.09	2.865	15:03:36.037
5 -	39.947	53.628	28.532	2:02.107 (1)	71.73		15:05:38.144

P8 29 F2		GRISTWOOD / CRACKNALL		Suzuki - Gristwood&Toms			
IDEAL LAP TIME : 2:03.997		BEST LAP TIME : 2:03.997		DIFFERENCE : 0.000			
LAP	SECTOR 1	SECTOR 2	SECTOR 3	LAP TIME	MPH	DIFF	TIME OF DAY
1 -		56.427	29.727	2:13.929	65.40	9.932	14:57:16.618
2 -	40.011	56.457	29.535	2:06.003 (3)	69.52	2.006	14:59:22.621
3 -	40.414	57.347	29.711	2:07.472	68.71	3.475	15:01:30.093
4 -	40.393	55.755	29.353	2:05.501 (2)	69.79	1.504	15:03:35.594
5 -	40.003	55.279	28.715	2:03.997 (1)	70.64		15:05:39.591

P9 41 F2		RILEY / HAINES		MR Equipe - Finecut Developments			
IDEAL LAP TIME : 2:04.100		BEST LAP TIME : 2:04.728		DIFFERENCE : 0.628			
LAP	SECTOR 1	SECTOR 2	SECTOR 3	LAP TIME	MPH	DIFF	TIME OF DAY
1 -		1:00.979	30.521	2:20.508	62.34	15.780	14:57:23.197
2 -	41.261	57.140	29.845	2:08.246	68.30	3.518	14:59:31.443
3 -	40.276	55.648	29.319	2:05.243 (2)	69.94	0.515	15:01:36.686
4 -	40.788	55.459	29.027	2:05.274 (3)	69.92	0.546	15:03:41.960
5 -	39.882	56.087	28.759	2:04.728 (1)	70.23		15:05:46.688

P10 171 F1		WRIGHT / BAILEY		Yamaha - Stainless Steel Designs Ltd.			
IDEAL LAP TIME : 2:02.841		BEST LAP TIME : 2:03.207		DIFFERENCE : 0.366			
LAP	SECTOR 1	SECTOR 2	SECTOR 3	LAP TIME	MPH	DIFF	TIME OF DAY
1 -		58.337	31.513	2:19.750	62.68	16.543	14:57:22.439
2 -	42.640	59.392	30.074	2:12.106	66.30	8.899	14:59:34.545
3 -	41.120	54.715	29.324	2:05.159 (3)	69.98	1.952	15:01:39.704
4 -	39.572	54.904	28.731	2:03.207 (1)	71.09		15:03:42.911
5 -	39.395	55.217	29.022	2:03.634 (2)	70.85	0.427	15:05:46.545

P11 6 F2		BELLABY / GRISTWOOD		DDM Suzuki - Gristwood & Toms			
IDEAL LAP TIME : 2:06.577		BEST LAP TIME : 2:06.969		DIFFERENCE : 0.392			
LAP	SECTOR 1	SECTOR 2	SECTOR 3	LAP TIME	MPH	DIFF	TIME OF DAY
1 -		1:01.248	30.482	2:21.144	62.06	14.175	14:57:23.833
2 -	42.400	58.971	30.089	2:11.460	66.63	4.491	14:59:35.293
3 -	40.419	59.272	30.198	2:09.889 (3)	67.44	2.920	15:01:45.182
4 -	40.580	56.902	29.487	2:06.969 (1)	68.99		15:03:52.151
5 -	40.925	57.104	29.256	2:07.285 (2)	68.82	0.316	15:05:59.436

P12 5 F2		TAYLOR / HART		Suzuki -			
IDEAL LAP TIME : 2:06.074		BEST LAP TIME : 2:06.616		DIFFERENCE : 0.542			
LAP	SECTOR 1	SECTOR 2	SECTOR 3	LAP TIME	MPH	DIFF	TIME OF DAY
1 -		1:01.614	30.142	2:24.169	60.76	17.553	14:57:26.858
2 -	42.416	58.903	30.064	2:11.383	66.67	4.767	14:59:38.241
3 -	41.707	56.782	29.999	2:08.488 (3)	68.17	1.872	15:01:46.729
4 -	40.370	57.169	29.077	2:06.616 (1)	69.18		15:03:53.345
5 -	40.226	58.105	29.066	2:07.397 (2)	68.76	0.781	15:06:00.742

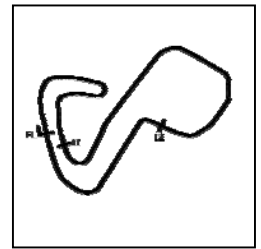
Weather / Track : Rain / Wet

Brands Hatch GP
Circuit Length = 2.4332 miles
Start: 14:55 Flag 15:04 End: 15:07

BMCRC - MRO Championships 2020 - Rnd 4 @ Brands Hatch GP

RKB-BMCRC F1 & F2 Sidecars

RACE 11 - SECTOR ANALYSIS



SECTOR 1 = FL to I1, SECTOR 2 = I1 to I2, SECTOR 3 = I2 to FL, DIFF = Difference To Personal Best Lap, P = Crossed Finish Line in Pit Lane, D = Time Disallowed

P13 17 F1 THOMAS / JAMES		Ireson Suzuki - Team Walters & Thomas Sidecar Racing					
IDEAL LAP TIME :		BEST LAP TIME : 2:09.764		DIFFERENCE :			
LAP	SECTOR 1	SECTOR 2	SECTOR 3	LAP TIME	MPH	DIFF	TIME OF DAY
1 -				2:19.586	62.75	9.822	14:57:22.275
2 -				2:11.411	66.65	1.647	14:59:33.686
3 -				2:10.867 (2)	66.93	1.103	15:01:44.553
4 -				2:11.062 (3)	66.83	1.298	15:03:55.615
5 -				2:09.764 (1)	67.50		15:06:05.379

P14 117 F2 SCHOFIELD / PAWSEY		Windle Suzuki - Witch eLiquid					
IDEAL LAP TIME : 2:11.042		BEST LAP TIME : 2:11.112		DIFFERENCE : 0.070			
LAP	SECTOR 1	SECTOR 2	SECTOR 3	LAP TIME	MPH	DIFF	TIME OF DAY
1 -		1:00.775	30.439	2:23.111	61.20	11.999	14:57:25.800
2 -	42.696	58.809	30.372	2:11.877 (2)	66.42	0.765	14:59:37.677
3 -	42.866	59.613	30.652	2:13.131	65.79	2.019	15:01:50.808
4 -	43.429	58.395	30.135	2:11.959 (3)	66.38	0.847	15:04:02.767
5 -	42.607	58.300	30.205	2:11.112 (1)	66.81		15:06:13.879

P15 136 F1 S EDWARDS / L EDWARDS		BMR Suzuki - ECONOMY HEATING SERVICES					
IDEAL LAP TIME : 2:12.521		BEST LAP TIME : 2:13.348		DIFFERENCE : 0.827			
LAP	SECTOR 1	SECTOR 2	SECTOR 3	LAP TIME	MPH	DIFF	TIME OF DAY
1 -		1:02.039	31.060	2:25.969	60.01	12.621	14:57:28.658
2 -	43.046	1:00.312	31.034	2:14.392	65.18	1.044	14:59:43.050
3 -	42.230	1:00.637	31.227	2:14.094 (2)	65.32	0.746	15:01:57.144
4 -	43.024	59.257	31.067	2:13.348 (1)	65.69		15:04:10.492
5 -	42.566	1:00.092	31.709	2:14.367 (3)	65.19	1.019	15:06:24.859

P16 54 F2 ALTON / BROTHERTON		LCR -					
IDEAL LAP TIME : 2:16.745		BEST LAP TIME : 2:17.274		DIFFERENCE : 0.529			
LAP	SECTOR 1	SECTOR 2	SECTOR 3	LAP TIME	MPH	DIFF	TIME OF DAY
1 -		1:02.198	31.698	2:27.359	59.44	10.085	14:57:30.048
2 -	44.833	1:04.122	33.678	2:22.633	61.41	5.359	14:59:52.681
3 -	45.694	1:00.788	32.524	2:19.006 (2)	63.01	1.732	15:02:11.687
4 -	44.762	1:03.197	33.025	2:20.984 (3)	62.13	3.710	15:04:32.671
5 -	44.606	1:00.441	32.227	2:17.274 (1)	63.81		15:06:49.945

P17 167 F2 PETTMAN / ROBINSON		Windle Yamaha -					
IDEAL LAP TIME : 2:15.458		BEST LAP TIME : 2:16.725		DIFFERENCE : 1.267			
LAP	SECTOR 1	SECTOR 2	SECTOR 3	LAP TIME	MPH	DIFF	TIME OF DAY
1 -		1:05.122	33.425	2:34.938	56.53	18.213	14:57:37.627
2 -	45.019	1:03.948	33.305	2:22.272	61.57	5.547	14:59:59.899
3 -	44.294	1:00.938	31.836	2:17.068 (3)	63.90	0.343	15:02:16.967
4 -	44.165	1:00.484	32.076	2:16.725 (1)	64.06		15:04:33.692
5 -	43.138	1:01.609	31.992	2:16.739 (2)	64.06	0.014	15:06:50.431

P18 67 F1 JEFFREY / FIELD		Windle - MJP racing					
IDEAL LAP TIME : 2:18.226		BEST LAP TIME : 2:18.578		DIFFERENCE : 0.352			
LAP	SECTOR 1	SECTOR 2	SECTOR 3	LAP TIME	MPH	DIFF	TIME OF DAY
1 -		1:03.781	33.434	2:31.680	57.75	13.102	14:57:34.369
2 -	44.538	1:02.313	33.281	2:20.132 (2)	62.51	1.554	14:59:54.501
3 -	44.256	1:02.810	33.121	2:20.187 (3)	62.48	1.609	15:02:14.688
4 -	44.301	1:03.519	33.254	2:21.074	62.09	2.496	15:04:35.762
5 -	43.400	1:02.665	32.513	2:18.578 (1)	63.21		15:06:54.340

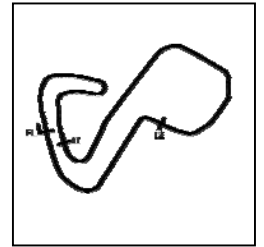
Weather / Track : Rain / Wet

Brands Hatch GP
Circuit Length = 2.4332 miles
Start: 14:55 Flag 15:04 End: 15:07

BMCRC - MRO Championships 2020 - Rnd 4 @ Brands Hatch GP

RKB-BMCRC F1 & F2 Sidecars

RACE 11 - SECTOR ANALYSIS



SECTOR 1 = FL to I1, SECTOR 2 = I1 to I2, SECTOR 3 = I2 to FL, DIFF = Difference To Personal Best Lap, P = Crossed Finish Line in Pit Lane, D = Time Disallowed

P19 121 F1		LAWRENCE / HUGHES		LCR Yamaha -			
IDEAL LAP TIME : 2:23.189		BEST LAP TIME : 2:25.118		DIFFERENCE : 1.929			
LAP	SECTOR 1	SECTOR 2	SECTOR 3	LAP TIME	MPH	DIFF	TIME OF DAY
1 -		1:05.235	33.030	2:33.233	57.16	8.115	14:57:35.922
2 -	44.961	1:06.701	33.908	2:25.570 (3)	60.17	0.452	15:00:01.492
3 -	45.783	1:05.198	34.151	2:25.132 (2)	60.35	0.014	15:02:26.624
4 -	46.041	1:05.574	34.451	2:26.066	59.97	0.948	15:04:52.690
5 -	45.359	1:05.770	33.989	2:25.118 (1)	60.36		15:07:17.808

P20 74 F1		JO RESTALL / JA RESTALL		RCN Yamaha -			
IDEAL LAP TIME : 2:22.402		BEST LAP TIME : 2:24.235		DIFFERENCE : 1.833			
LAP	SECTOR 1	SECTOR 2	SECTOR 3	LAP TIME	MPH	DIFF	TIME OF DAY
1 -		1:10.005	33.292	2:41.098	54.37	16.863	14:57:43.787
2 -	47.963	1:10.061	34.447	2:32.471 (3)	57.45	8.236	15:00:16.258
3 -	46.280	1:05.066	32.889	2:24.235 (1)	60.73		15:02:40.493
4 -	44.447	1:07.749	34.045	2:26.241 (2)	59.90	2.006	15:05:06.734

P21 13 F2		DIX / PARKER		Baker Honda - APACHE DEVELOPEMENTS			
IDEAL LAP TIME : 2:02.660		BEST LAP TIME : 2:02.755		DIFFERENCE : 0.095			
LAP	SECTOR 1	SECTOR 2	SECTOR 3	LAP TIME	MPH	DIFF	TIME OF DAY
1 -		54.873	28.761	2:09.818	67.47	7.063	14:57:12.507
2 -	40.304	54.268	28.884	2:03.456 (2)	70.95	0.701	14:59:15.963
3 -	40.114	53.785	28.856	2:02.755 (1)	71.36		15:01:18.718
4 -	40.893	54.442	28.955	2:04.290 (3)	70.47	1.535	15:03:23.008

P22 26 F2		ATKINSON / MIDDLETON		Bellas - CMS/RAF MSA			
IDEAL LAP TIME : 2:03.542		BEST LAP TIME : 2:04.008		DIFFERENCE : 0.466			
LAP	SECTOR 1	SECTOR 2	SECTOR 3	LAP TIME	MPH	DIFF	TIME OF DAY
1 -		55.964	28.872	2:11.433	66.64	7.425	14:57:14.122
2 -	40.189	54.837	28.982	2:04.008 (1)	70.63		14:59:18.130

P23 118 F1		BICKNELL/ ENSOR		LCR Kawasaki -			
IDEAL LAP TIME : 2:53.928		BEST LAP TIME :		DIFFERENCE :			
LAP	SECTOR 1	SECTOR 2	SECTOR 3	LAP TIME	MPH	DIFF	TIME OF DAY
1 -		58.582	29.712	2:16.257	64.28		14:57:18.946

BMCRC - MRO Championships 2020 - Rnd 4 @ Brands Hatch GP

RKB-BMCRC F1 & F2 Sidecars

RACE 11 - BEST SECTORS

SECTOR 1			SECTOR 2			SECTOR 3			IDEAL / BEST COMPARISON						
POS	NO	NAME	TIME	NO	NAME	TIME	NO	NAME	TIME	POS	NO	NAME	IDEAL	BEST	DIFF
													PERFECT LAP	1:54.435	
1	93	HOLDEN / LAWRENCE	36.890	93	HOLDEN / LAWRENCE	50.585	93	HOLDEN / LAWRENCE	26.960	1	93	HOLDEN / LAWRENCE	1:54.435	1:55.018	0.583
2	36	SCHOFIELD / ROSTROM	37.746	36	SCHOFIELD / ROSTROM	52.542	36	SCHOFIELD / ROSTROM	27.420	2	36	SCHOFIELD / ROSTROM	1:57.708	1:58.332	0.624
3	8	ILARIA / SIMS	39.237	73	GOODIER / STONE	53.108	73	GOODIER / STONE	28.347	3	73	GOODIER / STONE	2:00.696	2:00.696	0.000
4	73	GOODIER / STONE	39.241	8	ILARIA / SIMS	53.267	31	MUNRO / GEDDES	28.532	4	8	ILARIA / SIMS	2:01.181	2:01.270	0.089
5	171	WRIGHT / BAILEY	39.395	31	MUNRO / GEDDES	53.628	8	ILARIA / SIMS	28.677	5	31	MUNRO / GEDDES	2:02.107	2:02.107	0.000
6	39	MOORE / MOORE	39.479	13	DIX / PARKER	53.785	29	GRISTWOOD / CRACKNALL	28.715	6	13	DIX / PARKER	2:02.660	2:02.755	0.095
7	26	ATKINSON / MIDDLETON	39.833	964	ANDERSON / LUPTON	54.528	171	WRIGHT / BAILEY	28.731	7	171	WRIGHT / BAILEY	2:02.841	2:03.207	0.366
8	41	RILEY / HAINES	39.882	171	WRIGHT / BAILEY	54.715	41	RILEY / HAINES	28.759	8	964	ANDERSON / LUPTON	2:03.491	2:03.491	0.000
9	964	ANDERSON / LUPTON	39.901	26	ATKINSON / MIDDLETON	54.837	13	DIX / PARKER	28.761	9	26	ATKINSON / MIDDLETON	2:03.542	2:04.008	0.466
10	31	MUNRO / GEDDES	39.947	29	GRISTWOOD / CRACKNALL	55.279	26	ATKINSON / MIDDLETON	28.872	10	29	GRISTWOOD / CRACKNALL	2:03.997	2:03.997	0.000
11	29	GRISTWOOD / CRACKNALL	40.003	39	MOORE / MOORE	55.375	964	ANDERSON / LUPTON	29.062	11	41	RILEY / HAINES	2:04.100	2:04.728	0.628
12	13	DIX / PARKER	40.114	41	RILEY / HAINES	55.459	5	TAYLOR / HART	29.066	12	39	MOORE / MOORE	2:04.182	2:04.182	0.000
13	5	TAYLOR / HART	40.226	5	TAYLOR / HART	56.782	6	BELLABY / GRISTWOOD	29.256	13	5	TAYLOR / HART	2:06.074	2:06.616	0.542
14	6	BELLABY / GRISTWOOD	40.419	6	BELLABY / GRISTWOOD	56.902	39	MOORE / MOORE	29.328	14	6	BELLABY / GRISTWOOD	2:06.577	2:06.969	0.392
15	136	S EDWARDS / L EDWARDS	42.230	117	SCHOFIELD / PAWSEY	58.300	118	BICKNELL / ENSOR	29.712	15	117	SCHOFIELD / PAWSEY	2:11.042	2:11.112	0.070
16	117	SCHOFIELD / PAWSEY	42.607	118	BICKNELL / ENSOR	58.582	117	SCHOFIELD / PAWSEY	30.135	16	136	S EDWARDS / L EDWARDS	2:12.521	2:13.348	0.827
17	167	PETTMAN / ROBINSON	43.138	136	S EDWARDS / L EDWARDS	59.257	136	S EDWARDS / L EDWARDS	31.034	17	167	PETTMAN / ROBINSON	2:15.458	2:16.725	1.267
18	67	JEFFREY / FIELD	43.400	54	ALTON / BROTHERTON	1:00.441	54	ALTON / BROTHERTON	31.698	18	54	ALTON / BROTHERTON	2:16.745	2:17.274	0.529
19	74	JO RESTALL / JA RESTALL	44.447	167	PETTMAN / ROBINSON	1:00.484	167	PETTMAN / ROBINSON	31.836	19	67	JEFFREY / FIELD	2:18.226	2:18.578	0.352
20	54	ALTON / BROTHERTON	44.606	67	JEFFREY / FIELD	1:02.313	67	JEFFREY / FIELD	32.513	20	74	JO RESTALL / JA RESTALL	2:22.402	2:24.235	1.833
21	121	LAWRENCE / HUGHES	44.961	74	JO RESTALL / JA RESTALL	1:05.066	74	JO RESTALL / JA RESTALL	32.889	21	121	LAWRENCE / HUGHES	2:23.189	2:25.118	1.929
22	118	BICKNELL / ENSOR	1:25.634	121	LAWRENCE / HUGHES	1:05.198	121	LAWRENCE / HUGHES	33.030	22	118	BICKNELL / ENSOR	2:53.928		
23										23	17	THOMAS / JAMES		2:09.764	

Weather / Track : Rain / Wet

Results can be found at www.tsl-timing.com

Brands Hatch GP

Circuit Length = 2.4332 miles

Start: 14:55 Flag 15:04 End: 15:07

Printed - 15:10 Sunday, 04 October 2020

BMCRC - MRO Championships 2020 - Rnd 4 @ Brands Hatch GP

RKB-BMCRC F1 & F2 Sidecars

RACE 11 - STATISTICS

Competitors Started 23
Planned Start 2020-10-04 @ 14:20:00.000
Actual Start 2020-10-04 @ 14:55:02.688
Finish Time 2020-10-04 @ 15:04:53.298
Track Length 2.4332mi.
Total Laps 107
Total Distance Covered 260.3619mi.

Session Fastest Lap History

NO	CL	NAME	LAP TIME	TIME OF DAY	LAP	VEHICLE
93	F1	HOLDEN / LAWRENCE	1:56.516	14:59:03.880	2	LCR Suzuki
93	F1	HOLDEN / LAWRENCE	1:55.129	15:00:59.009	3	LCR Suzuki
93	F1	HOLDEN / LAWRENCE	1:55.018	15:02:54.027	4	LCR Suzuki

Session Leader History

NO	CL	NAME	FROM LAP	LAPS LED	DISTANCE	VEHICLE
36	F2	SCHOFIELD / ROSTROM	1	1	2.43 miles	DDM
93	F1	HOLDEN / LAWRENCE	2	4	9.73 miles	LCR Suzuki

Flag History

TYPE	TIME OF DAY
GREEN	14:55:02.688
FINISH	15:04:53.298

Flag Statistics

TYPE	COUNT	TOTAL LAPS	TOTAL TIME
Green	1	5	12:18.566
Red	0	0	0.000
Safety Car	0	0	0.000
FCY	0	0	0.000

BMCRC - MRO Championships 2020 - Rnd 4 @ Brands Hatch GP

RKB-BMCRC F1 & F2 Sidecars

RACE 11 - STATISTICS

CLASS : F1

8 Starters

Fastest Lap History

NO	NAME	LAP TIME	TIME OF DAY	LAP	VEHICLE
93	HOLDEN / LAWRENCE	1:56.516	14:59:03.880	2	LCR Suzuki
93	HOLDEN / LAWRENCE	1:55.129	15:00:59.009	3	LCR Suzuki
93	HOLDEN / LAWRENCE	1:55.018	15:02:54.027	4	LCR Suzuki

Leader History

NO	NAME	FROM LAP	LAPS LED	DISTANCE	VEHICLE
93	HOLDEN / LAWRENCE	1	5	12.16 miles	LCR Suzuki

BMCRC - MRO Championships 2020 - Rnd 4 @ Brands Hatch GP

RKB-BMCRC F1 & F2 Sidecars

RACE 11 - STATISTICS

CLASS : F2

15 Starters

Fastest Lap History

NO	NAME	LAP TIME	TIME OF DAY	LAP	VEHICLE
36	SCHOFIELD / ROSTROM	1:59.701	14:59:06.794	2	DDM
36	SCHOFIELD / ROSTROM	1:58.332	15:01:05.125	3	DDM

Leader History

NO	NAME	FROM LAP	LAPS LED	DISTANCE	VEHICLE
36	SCHOFIELD / ROSTROM	1	5	12.16 miles	DDM

BMCRC - MRO Championships 2020 - Rnd 4 @ Brands Hatch GP

RKB-BMCRC F1 & F2 Sidecars

RACE 22 - GRID (5 Laps)



ROW 13	26	412	G PETTIS / C PETTIS	25	92	HILDIGE / SLATER
ROW 12	24	71	SCHOFIELD / COLBROOK	23	118	BICKNELL/ ENSOR
ROW 11			2:25.118			2:24.235
ROW 11	22	121	LAWRENCE / HUGHES	21	74	JO RESTALL / JA RESTALL
ROW 10			2:18.578			2:17.274
ROW 10	20	67	JEFFREY / FIELD	19	54	ALTON / BROTHERTON
ROW 9			2:16.725			2:13.348
ROW 9	18	167	PETTMAN / ROBINSON	17	136	S EDWARDS / L EDWARDS
ROW 8			2:11.112			2:09.764
ROW 8	16	117	SCHOFIELD / PAWSEY	15	17	THOMAS / JAMES
ROW 7			2:06.969			2:06.616
ROW 7	14	6	BELLABY / GRISTWOOD	13	5	TAYLOR / HART
ROW 6			2:04.728			2:04.182
ROW 6	12	41	RILEY / HAINES	11	39	MOORE / MOORE
ROW 5			2:04.008			2:03.997
ROW 5	10	26	ATKINSON / MIDDLETON	9	29	GRISTWOOD / CRACKNALL
ROW 4			2:03.491			2:03.207
ROW 4	8	964	ANDERSON / LUPTON	7	171	WRIGHT / BAILEY
ROW 3			2:02.755			2:02.107
ROW 3	6	13	DIX / PARKER	5	31	MUNRO / GEDDES
ROW 2			2:01.270			2:00.696
ROW 2	4	8	ILARIA / SIMS	3	73	GOODIER / STONE
ROW 1			1:58.332			1:55.018
ROW 1	2	36	SCHOFIELD / ROSTROM	1	93	HOLDEN / LAWRENCE
Pole						

Brands Hatch GP
Circuit Length = 2.4332 miles

These results are provisional until the conclusion of any judicial and technical matters.

Clerk Of Course :	Steward :	Timekeeper :
-------------------	-----------	--------------

Results can be found at www.tsl-timing.com

Printed - 15:12 Sunday, 04 October 2020



BMCRC - MRO Championships 2020 - Rnd 4 @ Brands Hatch GP

RKB-BMCRC F1 & F2 Sidecars

RACE 22 - CLASSIFICATION



POS	NO	CL	PIC NAME	ENTRY	LAPS	TIME	GAP	DIFF	MPH	BEST	ON
1	36	F2	1 SCHOFIELD / ROSTROM	DDM - SRT Motorcycles	4	7:45.387			75.29	1:54.656	3
2	73	F2	2 GOODIER / STONE	LCR - Rowtec Ltd	4	8:02.829	17.442	17.442	72.57	1:58.681	2
3	8	F2	3 ILARIA / SIMS	- Powerhouse	4	8:11.198	25.811	8.369	71.33	2:01.112	3
4	39	F2	4 MOORE / MOORE	Ireson Honda - LBS Racing/Team Stannard	4	8:20.397	35.010	9.199	70.02	2:03.296	4
5	31	F2	5 MUNRO / GEDDES	Shelbourne Yamaha - Allbikes	4	8:21.334	35.947	0.937	69.89	2:03.536	2
6	17	F1	1 THOMAS / JAMES	Ireson Suzuki - Team Walters & Thomas Sidecar R	4	8:43.983	58.596	22.649	66.87	2:07.370	3
7	5	F2	6 TAYLOR / HART	Suzuki -	4	8:56.092	1:10.705	12.109	65.36	2:12.456	4
8	136	F1	2 S EDWARDS / L EDWARDS	BMR Suzuki - ECONOMY HEATING SERVICES	4	8:57.920	1:12.533	1.828	65.13	2:12.469	2
9	167	F2	7 PETTMAN / ROBINSON	Windle Yamaha -	4	9:14.909	1:29.522	16.989	63.14	2:13.453	4
10	67	F1	3 JEFFREY / FIELD	Windle - MJP racing	4	9:17.737	1:32.350	2.828	62.82	2:16.449	4
NOT CLASSIFIED											
DNF	41	F2	RILEY / HAINES	MR Equipe - Finecut Developments	1	2:13.310	3 Laps	3 Laps	65.70		

FASTEST LAP

36	F2	SCHOFIELD / ROSTROM	DDM - SRT Motorcycles	3	1:54.656	76.40 mph	122.95 kph
17	F1	THOMAS / JAMES	Ireson Suzuki - Team Walters & Thomas Sidecar R	3	2:07.370	68.77 mph	110.68 kph

Class F2 - 92.5% of Race Speed = 69.64 mph

Class F1 - 92.5% of Race Speed = 61.85 mph

Brands Hatch GP

Circuit Length = 2.4332 miles

Start: 18:18 Flag 18:26 End: 18:28

Weather / Track : Cloudy / Wet

These results are provisional until the conclusion of any judicial and technical matters.

Clerk Of Course :	Steward :	Timekeeper :
-------------------	-----------	--------------

Results can be found at www.tsl-timing.com

Printed - 18:28 Sunday, 04 October 2020



BMCRC - MRO Championships 2020 - Rnd 4 @ Brands Hatch GP

RKB-BMCRC F1 & F2 Sidecars

RACE 22 - LAP CHART

LAP 1 @ 18:20:35.740

NO	BEHIND	LAP TIME
36		2:00.596
73	3.745	2:04.341
8	5.983	2:06.579
39	9.069	2:09.665
31	9.834	2:10.430
41	12.714	2:13.310
17	14.574	2:15.170
5	16.998	2:17.594
136	17.908	2:18.504
67	24.313	2:24.909
167	25.024	2:25.620

LAP 2 @ 18:22:31.034

NO	BEHIND	LAP TIME
36		1:55.294
73	7.132	1:58.681
8	11.948	2:01.259
39	17.350	2:03.575
31	18.076	2:03.536
17	32.525	2:13.245
5	34.407	2:12.703
136	35.083	2:12.469
67	47.026	2:18.007
167	47.637	2:17.907

LAP 3 @ 18:24:25.690

NO	BEHIND	LAP TIME
36		1:54.656
73	12.273	1:59.797
8	18.404	2:01.112
39	26.555	2:03.861
31	27.238	2:03.818
17	45.239	2:07.370
5	53.090	2:13.339
136	54.291	2:13.864
67	1:10.742	2:18.372
167	1:10.910	2:17.929

LAP 4 @ 18:26:20.531

NO	BEHIND	LAP TIME
36		1:54.841
73	17.442	2:00.010
8	25.811	2:02.248
39	35.010	2:03.296
31	35.947	2:03.550
17	58.596	2:08.198
5	1:10.705	2:12.456
136	1:12.533	2:13.083
167	1:29.522	2:13.453
67	1:32.350	2:16.449

Weather / Track : Cloudy / Wet

Results can be found at www.tsl-timing.com

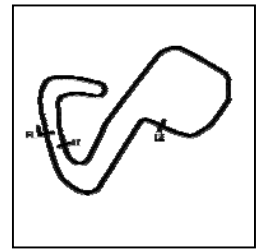
Brands Hatch GP
Circuit Length = 2.4332 miles
Start: 18:18 Flag 18:26 End: 18:28

Printed - 18:28 Sunday, 04 October 2020

BMCRC - MRO Championships 2020 - Rnd 4 @ Brands Hatch GP

RKB-BMCRC F1 & F2 Sidecars

RACE 22 - SECTOR ANALYSIS



SECTOR 1 = FL to I1, SECTOR 2 = I1 to I2, SECTOR 3 = I2 to FL, DIFF = Difference To Personal Best Lap, P = Crossed Finish Line in Pit Lane, D = Time Disallowed

P1 36 F2		SCHOFIELD / ROSTROM		DDM - SRT Motorcycles			
IDEAL LAP TIME : 1:54.125		BEST LAP TIME : 1:54.656		DIFFERENCE : 0.531			
LAP	SECTOR 1	SECTOR 2	SECTOR 3	LAP TIME	MPH	DIFF	TIME OF DAY
1 -		51.424	27.004	2:00.596	72.63	5.940	18:20:35.740
2 -	37.156	51.147	26.991	1:55.294 (3)	75.97	0.638	18:22:31.034
3 -	36.608	50.526	27.522	1:54.656 (1)	76.40		18:24:25.690
4 -	36.747	50.978	27.116	1:54.841 (2)	76.27	0.185	18:26:20.531

P2 73 F2		GOODIER / STONE		LCR - Rowtec Ltd			
IDEAL LAP TIME : 1:58.059		BEST LAP TIME : 1:58.681		DIFFERENCE : 0.622			
LAP	SECTOR 1	SECTOR 2	SECTOR 3	LAP TIME	MPH	DIFF	TIME OF DAY
1 -		51.931	28.943	2:04.341	70.44	5.660	18:20:39.485
2 -	38.158	52.553	27.970	1:58.681 (1)	73.80		18:22:38.166
3 -	38.922	52.556	28.319	1:59.797 (2)	73.12	1.116	18:24:37.963
4 -	39.330	52.574	28.106	2:00.010 (3)	72.99	1.329	18:26:37.973

P3 8 F2		ILARIA / SIMS		- Powerhouse			
IDEAL LAP TIME : 2:00.777		BEST LAP TIME : 2:01.112		DIFFERENCE : 0.335			
LAP	SECTOR 1	SECTOR 2	SECTOR 3	LAP TIME	MPH	DIFF	TIME OF DAY
1 -		52.715	28.666	2:06.579	69.20	5.467	18:20:41.723
2 -	39.619	53.147	28.493	2:01.259 (2)	72.24	0.147	18:22:42.982
3 -	39.569	53.040	28.503	2:01.112 (1)	72.32		18:24:44.094
4 -	40.194	53.362	28.692	2:02.248 (3)	71.65	1.136	18:26:46.342

P4 39 F2		MOORE / MOORE		Ireson Honda - LBS Racing/Team Stannard			
IDEAL LAP TIME : 2:02.773		BEST LAP TIME : 2:03.296		DIFFERENCE : 0.523			
LAP	SECTOR 1	SECTOR 2	SECTOR 3	LAP TIME	MPH	DIFF	TIME OF DAY
1 -		54.586	29.562	2:09.665	67.55	6.369	18:20:44.809
2 -	39.334	55.085	29.156	2:03.575 (2)	70.88	0.279	18:22:48.384
3 -	39.474	55.293	29.094	2:03.861 (3)	70.72	0.565	18:24:52.245
4 -	39.521	54.922	28.853	2:03.296 (1)	71.04		18:26:55.541

P5 31 F2		MUNRO / GEDDES		Shelbourne Yamaha - Allbikes			
IDEAL LAP TIME : 2:03.143		BEST LAP TIME : 2:03.536		DIFFERENCE : 0.393			
LAP	SECTOR 1	SECTOR 2	SECTOR 3	LAP TIME	MPH	DIFF	TIME OF DAY
1 -		55.114	29.818	2:10.430	67.16	6.894	18:20:45.574
2 -	39.892	54.648	28.996	2:03.536 (1)	70.90		18:22:49.110
3 -	39.499	55.057	29.262	2:03.818 (3)	70.74	0.282	18:24:52.928
4 -	39.518	54.783	29.249	2:03.550 (2)	70.90	0.014	18:26:56.478

P6 17 F1		THOMAS / JAMES		Ireson Suzuki - Team Walters & Thomas Sidecar Racing			
IDEAL LAP TIME : 2:06.777		BEST LAP TIME : 2:07.370		DIFFERENCE : 0.593			
LAP	SECTOR 1	SECTOR 2	SECTOR 3	LAP TIME	MPH	DIFF	TIME OF DAY
1 -		57.692	29.520	2:15.170	64.80	7.800	18:20:50.314
2 -	43.273	59.726	30.246	2:13.245 (3)	65.74	5.875	18:23:03.559
3 -	42.403	55.915	29.052	2:07.370 (1)	68.77		18:25:10.929
4 -	41.810	57.199	29.189	2:08.198 (2)	68.33	0.828	18:27:19.127

P7 5 F2		TAYLOR / HART		Suzuki -			
IDEAL LAP TIME : 2:11.436		BEST LAP TIME : 2:12.456		DIFFERENCE : 1.020			
LAP	SECTOR 1	SECTOR 2	SECTOR 3	LAP TIME	MPH	DIFF	TIME OF DAY
1 -		59.144	30.413	2:17.594	63.66	5.138	18:20:52.738
2 -	42.030	1:00.160	30.513	2:12.703 (2)	66.01	0.247	18:23:05.441
3 -	42.483	1:00.594	30.262	2:13.339 (3)	65.69	0.883	18:25:18.780
4 -	42.314	59.389	30.753	2:12.456 (1)	66.13		18:27:31.236

Weather / Track : Cloudy / Wet

Brands Hatch GP

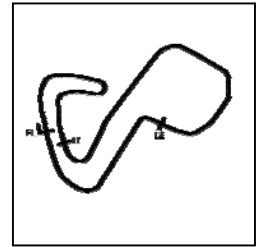
Circuit Length = 2.4332 miles

Start: 18:18 Flag 18:26 End: 18:28

BMCRG - MRO Championships 2020 - Rnd 4 @ Brands Hatch GP

RKB-BMCRG F1 & F2 Sidecars

RACE 22 - SECTOR ANALYSIS



SECTOR 1 = FL to I1, SECTOR 2 = I1 to I2, SECTOR 3 = I2 to FL, DIFF = Difference To Personal Best Lap, P = Crossed Finish Line in Pit Lane, D = Time Disallowed

P8 136 F1		S EDWARDS / L EDWARDS		BMR Suzuki - ECONOMY HEATING SERVICES			
IDEAL LAP TIME : 2:10.972		BEST LAP TIME : 2:12.469		DIFFERENCE : 1.497			
LAP	SECTOR 1	SECTOR 2	SECTOR 3	LAP TIME	MPH	DIFF	TIME OF DAY
1 -		58.427	30.515	2:18.504	63.24	6.035	18:20:53.648
2 -	42.030	59.873	30.566	2:12.469 (1)	66.12		18:23:06.117
3 -	42.780	1:00.176	30.908	2:13.864 (3)	65.43	1.395	18:25:19.981
4 -	42.724	59.280	31.079	2:13.083 (2)	65.82	0.614	18:27:33.064

P9 167 F2		PETTMAN / ROBINSON		Windle Yamaha -			
IDEAL LAP TIME : 2:13.414		BEST LAP TIME : 2:13.453		DIFFERENCE : 0.039			
LAP	SECTOR 1	SECTOR 2	SECTOR 3	LAP TIME	MPH	DIFF	TIME OF DAY
1 -		1:01.835	31.898	2:25.620	60.15	12.167	18:21:00.764
2 -	45.289	1:00.606	32.012	2:17.907 (2)	63.51	4.454	18:23:18.671
3 -	44.395	1:01.332	32.202	2:17.929 (3)	63.50	4.476	18:25:36.600
4 -	42.498	59.018	31.937	2:13.453 (1)	65.63		18:27:50.053

P10 67 F1		JEFFREY / FIELD		Windle - MJP racing			
IDEAL LAP TIME : 2:16.027		BEST LAP TIME : 2:16.449		DIFFERENCE : 0.422			
LAP	SECTOR 1	SECTOR 2	SECTOR 3	LAP TIME	MPH	DIFF	TIME OF DAY
1 -		1:01.145	32.238	2:24.909	60.45	8.460	18:21:00.053
2 -	42.942	1:02.578	32.487	2:18.007 (2)	63.47	1.558	18:23:18.060
3 -	43.413	1:02.282	32.677	2:18.372 (3)	63.30	1.923	18:25:36.432
4 -	43.351	1:00.847	32.251	2:16.449 (1)	64.19		18:27:52.881

P11 41 F2		RILEY / HAINES		MR Equipe - Finecut Developments			
IDEAL LAP TIME : 2:21.850		BEST LAP TIME :		DIFFERENCE :			
LAP	SECTOR 1	SECTOR 2	SECTOR 3	LAP TIME	MPH	DIFF	TIME OF DAY
1 -		55.877	30.862	2:13.310	65.70		18:20:48.454

BMCRC - MRO Championships 2020 - Rnd 4 @ Brands Hatch GP

RKB-BMCRC F1 & F2 Sidecars

RACE 22 - BEST SECTORS

SECTOR 1			SECTOR 2			SECTOR 3			IDEAL / BEST COMPARISON						
POS	NO	NAME	TIME	NO	NAME	TIME	NO	NAME	TIME	POS	NO	NAME	IDEAL	BEST	DIFF
													PERFECT LAP	1:54.125	
1	36	SCHOFIELD / ROSTROM	36.608	36	SCHOFIELD / ROSTROM	50.526	36	SCHOFIELD / ROSTROM	26.991	1	36	SCHOFIELD / ROSTROM	1:54.125	1:54.656	0.531
2	73	GOODIER / STONE	38.158	73	GOODIER / STONE	51.931	73	GOODIER / STONE	27.970	2	73	GOODIER / STONE	1:58.059	1:58.681	0.622
3	39	MOORE / MOORE	39.334	8	ILARIA / SIMS	52.715	8	ILARIA / SIMS	28.493	3	8	ILARIA / SIMS	2:00.777	2:01.112	0.335
4	31	MUNRO / GEDDES	39.499	39	MOORE / MOORE	54.586	39	MOORE / MOORE	28.853	4	39	MOORE / MOORE	2:02.773	2:03.296	0.523
5	8	ILARIA / SIMS	39.569	31	MUNRO / GEDDES	54.648	31	MUNRO / GEDDES	28.996	5	31	MUNRO / GEDDES	2:03.143	2:03.536	0.393
6	17	THOMAS / JAMES	41.810	41	RILEY / HAINES	55.877	17	THOMAS / JAMES	29.052	6	17	THOMAS / JAMES	2:06.777	2:07.370	0.593
7	5	TAYLOR / HART	42.030	17	THOMAS / JAMES	55.915	5	TAYLOR / HART	30.262	7	136	S EDWARDS / L EDWARDS	2:10.972	2:12.469	1.497
8	136	S EDWARDS / L EDWARDS	42.030	136	S EDWARDS / L EDWARDS	58.427	136	S EDWARDS / L EDWARDS	30.515	8	5	TAYLOR / HART	2:11.436	2:12.456	1.020
9	167	PETTMAN / ROBINSON	42.498	167	PETTMAN / ROBINSON	59.018	41	RILEY / HAINES	30.862	9	167	PETTMAN / ROBINSON	2:13.414	2:13.453	0.039
10	67	JEFFREY / FIELD	42.942	5	TAYLOR / HART	59.144	167	PETTMAN / ROBINSON	31.898	10	67	JEFFREY / FIELD	2:16.027	2:16.449	0.422
11	41	RILEY / HAINES	55.111	67	JEFFREY / FIELD	1:00.847	67	JEFFREY / FIELD	32.238	11	41	RILEY / HAINES	2:21.850		

Weather / Track : Cloudy / Wet

Results can be found at www.tsl-timing.com

Brands Hatch GP

Circuit Length = 2.4332 miles

Start: 18:18 Flag 18:26 End: 18:28

Printed - 18:29 Sunday, 04 October 2020

BMCRC - MRO Championships 2020 - Rnd 4 @ Brands Hatch GP

RKB-BMCRC F1 & F2 Sidecars

RACE 22 - STATISTICS

Competitors Started 11
Planned Start 2020-10-04 @ 18:00:00.000
Actual Start 2020-10-04 @ 18:18:35.143
Finish Time 2020-10-04 @ 18:26:20.530
Track Length 2.4332mi.
Total Laps 41
Total Distance Covered 99.7648mi.

Session Fastest Lap History

NO	CL	NAME	LAP TIME	TIME OF DAY	LAP	VEHICLE
36	F2	SCHOFIELD / ROSTROM	1:55.294	18:22:31.077	2	DDM
36	F2	SCHOFIELD / ROSTROM	1:54.656	18:24:25.733	3	DDM

Session Leader History

NO	CL	NAME	FROM LAP	LAPS LED	DISTANCE	VEHICLE
36	F2	SCHOFIELD / ROSTROM	1	4	9.73 miles	DDM

Flag History

TYPE	TIME OF DAY
GREEN	18:18:35.143
FINISH	18:26:20.530

Flag Statistics

TYPE	COUNT	TOTAL LAPS	TOTAL TIME
Green	1	4	9:48.718
Red	0	0	0.000
Safety Car	0	0	0.000
FCY	0	0	0.000

BMCRC - MRO Championships 2020 - Rnd 4 @ Brands Hatch GP

RKB-BMCRC F1 & F2 Sidecars

RACE 22 - STATISTICS

CLASS : F1

3 Starters

Fastest Lap History

NO	NAME	LAP TIME	TIME OF DAY	LAP	VEHICLE
17	THOMAS / JAMES	2:13.245	18:23:03.594	2	Ireson Suzuki
136	S EDWARDS / L EDWARDS	2:12.469	18:23:06.143	2	BMR Suzuki
17	THOMAS / JAMES	2:07.370	18:25:10.962	3	Ireson Suzuki

Leader History

NO	NAME	FROM LAP	LAPS LED	DISTANCE	VEHICLE
17	THOMAS / JAMES	1	4	9.73 miles	Ireson Suzuki

BMCRC - MRO Championships 2020 - Rnd 4 @ Brands Hatch GP

RKB-BMCRC F1 & F2 Sidecars

RACE 22 - STATISTICS

CLASS : F2

8 Starters


Fastest Lap History

NO	NAME	LAP TIME	TIME OF DAY	LAP	VEHICLE
36	SCHOFIELD / ROSTROM	1:55.294	18:22:31.077	2	DDM
36	SCHOFIELD / ROSTROM	1:54.656	18:24:25.733	3	DDM

Leader History

NO	NAME	FROM LAP	LAPS LED	DISTANCE	VEHICLE
36	SCHOFIELD / ROSTROM	1	4	9.73 miles	DDM

BMCRC-MRO Championships 2020



**BMCRC THUNDERBIKE EXTREME &
TBR PERFORMANCE ULTRA**
Supported by Steve Jordan Motorcycles

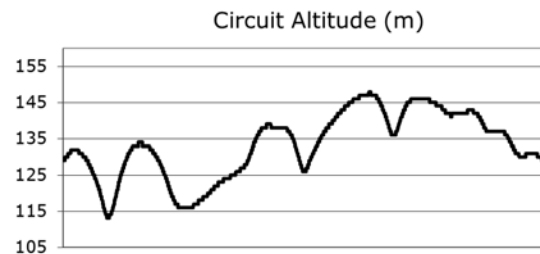
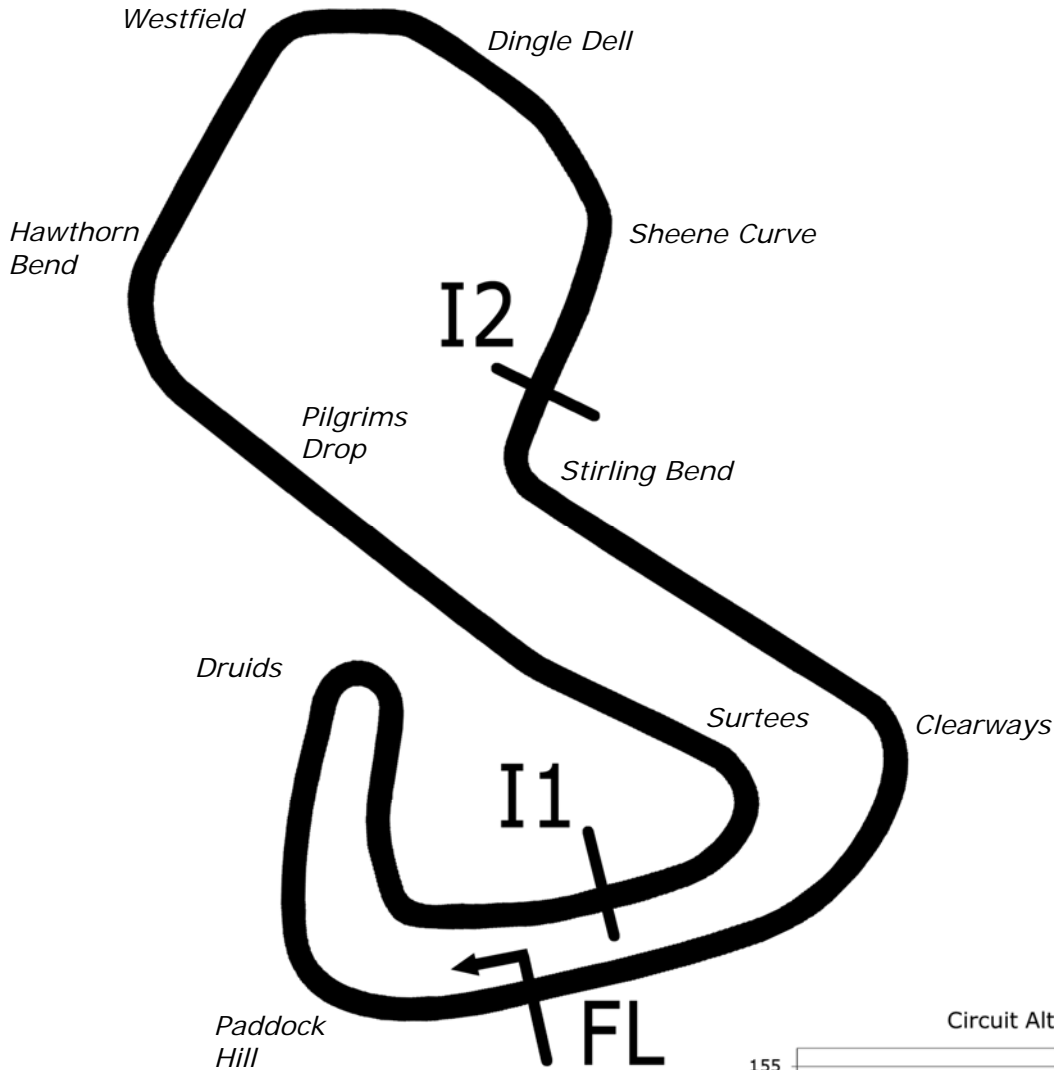
Brands Hatch GP Circuit

3rd / 4th October 2020



Results Provided by Timing Solutions Ltd
www.tsl-timing.com

Brands Hatch GP



Length	2.4332 miles	3916.0 m	
FL		51.36032 N	0.26032 E
I1	1116m	51.35934 N	0.25955 E
I2	2928m	51.35532 N	0.26250 E
Pit Entry	3646m	51.35911 N	0.25743 E
Pit Exit	26m after FL	51.36027 N	0.26078 E
Pit Entry-Pit Exit 277m, 16.6s @60kph, 12.4s @80kph			

All results available at www.tsl-timing.com

BMCRC - MRO Championships 2020 - Rnd 4 @ Brands Hatch GP

BMCRC Thunderbike Extreme & Ultra / L&W Contractors Rookie 1000

QUALIFYING - CLASSIFICATION



POS	NO	CL	PIC NAME	ENTRY	TIME	ON	LAPS	GAP	DIFF	MPH
1	108	R1000	1 Antony HUNTER	Kawasaki ZX10 - Uncletoms motoring centre	1:50.042	6	6			79.60
2	100	R1000	2 Kenny FRETWELL	Suzuki GSXR 1000 -	1:50.967	6	6	0.925	0.925	78.94
3	275	U	1 Mark WILBY	Suzuki GSXR1000 -	1:51.058	6	6	1.016	0.091	78.87
4	78	U	2 Jamie THOMAS	Suzuki GSXR 1000 - Team RubyRacing	1:52.580	5	5	2.538	1.522	77.80
5	710	R1000	3 James CRAWSHAW	Kawasaki ZX10R -	1:52.873	5	5	2.831	0.293	77.60
6	223	E	1 Matthew MAY	Honda CBR600FY - Mays Racing	1:53.190	6	6	3.148	0.317	77.39
7	10	R1000	4 Matthew DENT	Yamaha R1 - Chiswick Honda	1:55.163	5	5	5.121	1.973	76.06
8	75	E	2 Stewart MAY	Honda CBR600F3 - Too Many Mays Racing	1:56.291	1	3	6.249	1.128	75.32
9	5	U	3 Stacey KILLWORTH	Suzuki GSXR 1000 - BK/Everns	1:56.310	5	5	6.268	0.019	75.31
10	60	U	4 Liam McCARTER	Yamaha R1 -	1:56.393	4	4	6.351	0.083	75.26
11	234	E	3 Donald GILBERT	- S and N tyres	1:56.769	5	5	6.727	0.376	75.01
12	961	E	4 Jack SIM	Yamaha R6 - Platform Lift Engineers Ltd	1:57.048	3	4	7.006	0.279	74.83
13	201	R1000	5 Scott WEST	BMW S1000RR -	1:57.049	5	5	7.007	0.001	74.83
14	619	R1000	6 Keith DOOLAN	Kawasaki ZX10R - Quinton contracts	1:57.109	5	5	7.067	0.060	74.80
15	117	E	5 Raymond STAGG	Suzuki K2 750 -	1:57.495	5	5	7.453	0.386	74.55
16	90	U	5 Edward WATSON	Suzuki GSXR 1000 - Motorsportdays.com TEA Time Rac	1:57.497	5	5	7.455	0.002	74.55
17	258	U	6 Ande FRIEND	Kawasaki ZX10R - Flying colours Motorcycle Training	1:57.743	3	3	7.701	0.246	74.39
18	93	R1000	7 Tony BOTTO	Suzuki GSXR 1000 K8 - TB Motorcycles	1:58.519	5	5	8.477	0.776	73.91
19	43	E	6 Richard WILLISHER	Yamaha R1 - Willissher Plant / WR Ltd	1:58.671	3	3	8.629	0.152	73.81
20	77	E	7 David MAY	Suzuki GSXR 750 K1 - ELP Racing	1:58.758	5	5	8.716	0.087	73.76
21	29	U	7 Cecil DINSMORE	Suzuki GSXR 1000 - KnC Motorsport	1:58.759	5	5	8.717	0.001	73.76
22	11	U	8 Josh HARVEY	Yamaha R1 - NR Racing	1:58.949	5	5	8.907	0.190	73.64
23	41	U	9 David ABRAHAM	Yamaha R1 - Cambridge Motorcycles	1:59.062	5	5	9.020	0.113	73.57
24	6	E	8 Andrew FIRTH	Yamaha YZF-R1 - LTRmotorcycles.co.uk / Palmer Race	1:59.257	3	5	9.215	0.195	73.45
25	86	R1000	8 Frederico LOPES	Yamaha R1 - FLR Procurement Ltd	1:59.355	5	6	9.313	0.098	73.39
26	1	E	9 Andrew SAUNDERS	Suzuki GSXR - SDC PERFORMANCE	1:59.516	1	1	9.474	0.161	73.29
27	123	R1000	9 James VINCE	Yamaha YZFR1 -	1:59.637	5	5	9.595	0.121	73.22
28	102	U	10 James FEARN	Suzuki GSXR1000 - Jwf tiling, palmer race skool, the fac	1:59.958	5	5	9.916	0.321	73.02
29	119	E	10 Simon HEALEY	Yamaha R1 - Popular Tyres Limited	2:00.250	5	5	10.208	0.292	72.84
30	228	E	11 Clive EMERSON	Honda CBR900 -	2:00.312	5	5	10.270	0.062	72.80
31	66	R1000	10 Jonny HILL	Honda CBR1000 RR - Michael J Lonsdale Group	2:00.726	4	5	10.684	0.414	72.55
32	182	R1000	11 Vladimir NIKOLYUKIN	BMW S1000RR -	2:02.375	1	1	12.333	1.649	71.58
33	129	E	12 Derek CRIPPS	Yamaha R1 - Kelly Cripps	2:04.012	1	1	13.970	1.637	70.63
34	24	E	13 Mark REYNOLDS	Aprilia MILLE -	2:04.285	5	5	14.243	0.273	70.48
35	35	E	14 Stephen HARVEY	Yamaha YZF R1 -	2:05.257	5	5	15.215	0.972	69.93
36	21	U	11 Danny BRENNAN	Yamaha R1 - Greenplantuk	2:06.010	1	1	15.968	0.753	69.51
37	144	E	15 Denzil DAVIES	Suzuki GSXR 750 - Advanced Mouldings Ltd	2:06.304	1	1	16.262	0.294	69.35
38	139	E	16 Rob MARLEY	Honda CBR600F3 - PearTree Racing	2:06.864	3	5	16.822	0.560	69.04
39	44	E	17 Tony PARKER	Yamaha R1 - Emerald Elevators/PriceLess Copiers	2:08.347	5	5	18.305	1.483	68.25
40	180	R1000	12 Mark OVEL	Yamaha YZFR1 -	2:08.463	5	5	18.421	0.116	68.18
41	17	U	12 Jordan KILLWORTH	Kawasaki ZX-10R -	2:10.440	1	1	20.398	1.977	67.15
42	60	R1000	13 Andrew STERLING	BMW S1000RR - Hookup-solutions	2:11.314	1	1	21.272	0.874	66.70
43	137	E	18 Ricky WOODS	Suzuki GSXR 600 - KTS Vehicle Repairs	2:14.979	1	1	24.937	3.665	64.89
44	222	R1000	14 Phil ROOKE	Honda CBR1000RR - CLEARWAY TRAFFIC SOLUTION	2:16.894	4	4	26.852	1.915	63.98
45	88	E	19 George PRINOS	Ducati 996 - KAPPA PLANNING LTD	2:19.032	1	5	28.990	2.138	63.00
46	171	E	20 Daniel GIBBS	Suzuki GSXR 750 Y - Thomas Racing	2:23.173	1	1	33.131	4.141	61.18
47	53	U	13 Patrick MILLS	MV Agusta F4 - Clague Architects			0			

Brands Hatch GP
 Circuit Length = 2.4332 miles
 Start: 09:54 Flag 10:06 End: 10:08

Weather / Track : Cloudy / Wet

These results are provisional until the conclusion of any judicial and technical matters.

Clerk Of Course :	Steward :	Timekeeper :
-------------------	-----------	--------------

Results can be found at www.tsl-timing.com

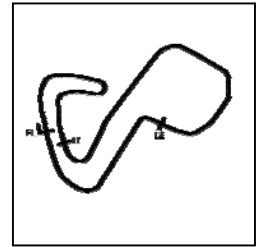
Printed - 10:09 Saturday, 03 October 2020



BMCRC - MRO Championships 2020 - Rnd 4 @ Brands Hatch GP

BMCRC Thunderbike Extreme & Ultra / L&W Contractors Rookie 1000

QUALIFYING - SECTOR ANALYSIS



SECTOR 1 = FL to I1, SECTOR 2 = I1 to I2, SECTOR 3 = I2 to FL, DIFF = Difference To Personal Best Lap, P = Crossed Finish Line in Pit Lane, D = Time Disallowed

P1 108 R1000 Antony HUNTER				Kawasaki ZX10 - Uncletoms motoring centre			
IDEAL LAP TIME : 1:49.580		BEST LAP TIME : 1:50.042		DIFFERENCE : 0.462			
LAP	SECTOR 1	SECTOR 2	SECTOR 3	LAP TIME	MPH	DIFF	TIME OF DAY
1 -	36.571	50.724	25.648	1:52.943	77.55	2.901	09:58:22.333
2 -	36.916	51.305	26.731	1:54.952	76.20	4.910	10:00:17.285
3 -	35.621	50.411	25.977	1:52.009 (3)	78.20	1.967	10:02:09.294
4 -	35.872	50.103	25.335	1:51.310 (2)	78.69	1.268	10:04:00.604
5 -	36.558	51.845	25.903	1:54.306	76.63	4.264	10:05:54.910
6 -	35.221	49.024	25.797	1:50.042 (1)	79.60		10:07:44.952

P2 100 R1000 Kenny FRETWELL				Suzuki GSXR 1000 -			
IDEAL LAP TIME : 1:50.967		BEST LAP TIME : 1:50.967		DIFFERENCE : 0.000			
LAP	SECTOR 1	SECTOR 2	SECTOR 3	LAP TIME	MPH	DIFF	TIME OF DAY
1 -	39.037	52.155	27.383	1:58.575	73.87	7.608	09:58:20.499
2 -	38.326	51.848	27.008	1:57.182	74.75	6.215	10:00:17.681
3 -	36.891	50.833	26.104	1:53.828 (2)	76.95	2.861	10:02:11.509
4 -	36.826	53.243	25.827	1:55.896	75.58	4.929	10:04:07.405
5 -	36.304	52.150	26.376	1:54.830 (3)	76.28	3.863	10:06:02.235
6 -	35.896	49.503	25.568	1:50.967 (1)	78.94		10:07:53.202

P3 275 U Mark WILBY				Suzuki GSXR1000 -			
IDEAL LAP TIME : 1:51.058		BEST LAP TIME : 1:51.058		DIFFERENCE : 0.000			
LAP	SECTOR 1	SECTOR 2	SECTOR 3	LAP TIME	MPH	DIFF	TIME OF DAY
1 -	40.291	53.101	27.079	2:00.471	72.71	9.413	09:58:17.439
2 -	38.676	53.747	27.219	1:59.642	73.21	8.584	10:00:17.081
3 -	36.802	50.915	26.222	1:53.939 (3)	76.88	2.881	10:02:11.020
4 -	36.793	51.637	26.017	1:54.447	76.54	3.389	10:04:05.467
5 -	36.371	51.188	25.526	1:53.085 (2)	77.46	2.027	10:05:58.552
6 -	36.218	49.390	25.450	1:51.058 (1)	78.87		10:07:49.610

P4 78 U Jamie THOMAS				Suzuki GSXR 1000 - Team RubyRacing			
IDEAL LAP TIME : 1:52.432		BEST LAP TIME : 1:52.580		DIFFERENCE : 0.148			
LAP	SECTOR 1	SECTOR 2	SECTOR 3	LAP TIME	MPH	DIFF	TIME OF DAY
1 -	40.947	54.291	29.619	2:04.857	70.15	12.277	09:59:23.538
2 -	38.345	55.861	29.018	2:03.224	71.08	10.644	10:01:26.762
3 -	37.015	52.862	27.071	1:56.948 (3)	74.90	4.368	10:03:23.710
4 -	37.214	51.042	26.295	1:54.551 (2)	76.47	1.971	10:05:18.261
5 -	35.377	50.760	26.443	1:52.580 (1)	77.80		10:07:10.841

P5 710 R1000 James CRAWSHAW				Kawasaki ZX10R -			
IDEAL LAP TIME : 1:52.826		BEST LAP TIME : 1:52.873		DIFFERENCE : 0.047			
LAP	SECTOR 1	SECTOR 2	SECTOR 3	LAP TIME	MPH	DIFF	TIME OF DAY
1 -	39.026	52.701	27.586	1:59.313	73.41	6.440	09:59:24.711
2 -	38.154	54.968	27.570	2:00.692	72.58	7.819	10:01:25.403
3 -	37.190	51.138	26.165	1:54.493 (3)	76.50	1.620	10:03:19.896
4 -	36.557	50.691	25.737	1:52.985 (2)	77.53	0.112	10:05:12.881
5 -	36.604	50.542	25.727	1:52.873 (1)	77.60		10:07:05.754

P6 223 E Matthew MAY				Honda CBR600FY - Mays Racing			
IDEAL LAP TIME : 1:53.190		BEST LAP TIME : 1:53.190		DIFFERENCE : 0.000			
LAP	SECTOR 1	SECTOR 2	SECTOR 3	LAP TIME	MPH	DIFF	TIME OF DAY
1 -	38.618	52.474	27.006	1:58.098	74.17	4.908	09:58:15.713
2 -	38.642	52.665	27.040	1:58.347	74.01	5.157	10:00:14.060
3 -	37.640	52.156	27.022	1:56.818 (3)	74.98	3.628	10:02:10.878
4 -	36.281	52.542	26.629	1:55.452 (2)	75.87	2.262	10:04:06.330
5 -	37.362	52.613	26.902	1:56.877	74.94	3.687	10:06:03.207
6 -	36.224	50.608	26.358	1:53.190 (1)	77.39		10:07:56.397

Weather / Track : Cloudy / Wet

Brands Hatch GP

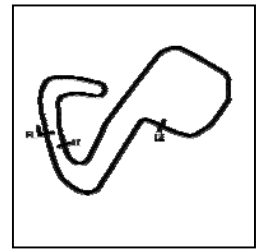
Circuit Length = 2.4332 miles

Start: 09:54 Flag 10:06 End: 10:08

BMCRC - MRO Championships 2020 - Rnd 4 @ Brands Hatch GP

BMCRC Thunderbike Extreme & Ultra / L&W Contractors Rookie 1000

QUALIFYING - SECTOR ANALYSIS



SECTOR 1 = FL to I1, SECTOR 2 = I1 to I2, SECTOR 3 = I2 to FL, DIFF = Difference To Personal Best Lap, P = Crossed Finish Line in Pit Lane, D = Time Disallowed

P7 10 R1000 Matthew DENT				Yamaha R1 - Chiswick Honda			
IDEAL LAP TIME : 1:55.163		BEST LAP TIME : 1:55.163		DIFFERENCE : 0.000			
LAP	SECTOR 1	SECTOR 2	SECTOR 3	LAP TIME	MPH	DIFF	TIME OF DAY
1 -	41.583	55.746	28.193	2:05.522	69.78	10.359	09:59:28.010
2 -	41.415	54.517	28.505	2:04.437	70.39	9.274	10:01:32.447
3 -	40.073	53.207	26.979	2:00.259 (3)	72.84	5.096	10:03:32.706
4 -	38.107	53.046	26.710	1:57.863 (2)	74.32	2.700	10:05:30.569
5 -	36.914	51.794	26.455	1:55.163 (1)	76.06		10:07:25.732

P8 75 E Stewart MAY				Honda CBR600F3 - Too Many Mays Racing			
IDEAL LAP TIME : 1:55.942		BEST LAP TIME : 1:56.291		DIFFERENCE : 0.349			
LAP	SECTOR 1	SECTOR 2	SECTOR 3	LAP TIME	MPH	DIFF	TIME OF DAY
1 -	38.687	51.145	26.459	1:56.291 (1)	75.32		09:58:13.643
2 -	38.658	53.040	28.501	2:00.199 (3)	72.87	3.908	10:00:13.842
3 -	38.338	52.044	26.837	1:57.219 (2)	74.73	0.928	10:02:11.061

P9 5 U Stacey KILLWORTH				Suzuki GSXR 1000 - BK/Everns			
IDEAL LAP TIME : 1:56.084		BEST LAP TIME : 1:56.310		DIFFERENCE : 0.226			
LAP	SECTOR 1	SECTOR 2	SECTOR 3	LAP TIME	MPH	DIFF	TIME OF DAY
1 -	37.774	55.696	28.641	2:02.111	71.73	5.801	09:59:02.965
2 -	40.937	57.186	28.990	2:07.113	68.91	10.803	10:01:10.078
3 -	39.051	54.072	27.046	2:00.169 (3)	72.89	3.859	10:03:10.247
4 -	38.579	53.177	26.711	1:58.467 (2)	73.94	2.157	10:05:08.714
5 -	36.581	52.792	26.937	1:56.310 (1)	75.31		10:07:05.024

P10 60 U Liam McCARTER				Yamaha R1 -			
IDEAL LAP TIME : 1:55.703		BEST LAP TIME : 1:56.393		DIFFERENCE : 0.690			
LAP	SECTOR 1	SECTOR 2	SECTOR 3	LAP TIME	MPH	DIFF	TIME OF DAY
1 -	39.481	56.490	28.241	2:04.212 (3)	70.52	7.819	09:59:02.436
2 -	41.899	55.812	27.969	2:05.680	69.69	9.287	10:01:08.116
3 -	37.635	52.088	27.309	1:57.032 (2)	74.84	0.639	10:03:05.148
4 -	37.386	51.739	27.268	1:56.393 (1)	75.26		10:05:01.541

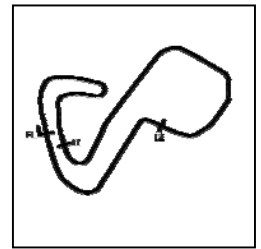
P11 234 E Donald GILBERT				- S and N tyres			
IDEAL LAP TIME : 1:56.769		BEST LAP TIME : 1:56.769		DIFFERENCE : 0.000			
LAP	SECTOR 1	SECTOR 2	SECTOR 3	LAP TIME	MPH	DIFF	TIME OF DAY
1 -	41.508	55.565	28.369	2:05.442	69.83	8.673	09:59:23.493
2 -	39.198	56.452	29.365	2:05.015	70.07	8.246	10:01:28.508
3 -	38.990	53.344	27.769	2:00.103 (3)	72.93	3.334	10:03:28.611
4 -	38.033	53.727	27.140	1:58.900 (2)	73.67	2.131	10:05:27.511
5 -	37.481	52.380	26.908	1:56.769 (1)	75.01		10:07:24.280

P12 961 E Jack SIM				Yamaha R6 - Platform Lift Engineers Ltd			
IDEAL LAP TIME : 1:56.860		BEST LAP TIME : 1:57.048		DIFFERENCE : 0.188			
LAP	SECTOR 1	SECTOR 2	SECTOR 3	LAP TIME	MPH	DIFF	TIME OF DAY
1 -	37.925	53.249	27.637	1:58.811 (2)	73.72	1.763	09:58:11.868
2 -	37.795	55.371	28.644	2:01.810	71.91	4.762	10:00:13.678
3 -	37.331	52.672	27.045	1:57.048 (1)	74.83		10:02:10.726
4 -	37.143	54.128	27.788	1:59.059 (3)	73.57	2.011	10:04:09.785

BMCRC - MRO Championships 2020 - Rnd 4 @ Brands Hatch GP

BMCRC Thunderbike Extreme & Ultra / L&W Contractors Rookie 1000

QUALIFYING - SECTOR ANALYSIS



SECTOR 1 = FL to I1, SECTOR 2 = I1 to I2, SECTOR 3 = I2 to FL, DIFF = Difference To Personal Best Lap, P = Crossed Finish Line in Pit Lane, D = Time Disallowed

P13 201 R1000 Scott WEST				BMW S1000RR -			
IDEAL LAP TIME : 1:56.285		BEST LAP TIME : 1:57.049		DIFFERENCE : 0.764			
LAP	SECTOR 1	SECTOR 2	SECTOR 3	LAP TIME	MPH	DIFF	TIME OF DAY
1 -	39.129	56.083	27.479	2:02.691	71.39	5.642	09:58:47.319
2 -	39.346	54.571	27.414	2:01.331	72.19	4.282	10:00:48.650
3 -	37.550	54.688	27.629	1:59.867 (3)	73.07	2.818	10:02:48.517
4 -	38.368	53.873	25.794	1:58.035 (2)	74.21	0.986	10:04:46.552
5 -	37.173	53.318	26.558	1:57.049 (1)	74.83		10:06:43.601

P14 619 R1000 Keith DOOLAN				Kawasaki ZX10R - Quinton contracts			
IDEAL LAP TIME : 1:56.252		BEST LAP TIME : 1:57.109		DIFFERENCE : 0.857			
LAP	SECTOR 1	SECTOR 2	SECTOR 3	LAP TIME	MPH	DIFF	TIME OF DAY
1 -	39.380	52.333	27.552	1:59.265 (3)	73.44	2.156	09:59:14.371
2 -	41.004	55.426	29.332	2:05.762	69.65	8.653	10:01:20.133
3 -	40.929	53.794	27.493	2:02.216	71.67	5.107	10:03:22.349
4 -	37.869	52.615	26.865	1:57.349 (2)	74.64	0.240	10:05:19.698
5 -	37.054	52.864	27.191	1:57.109 (1)	74.80		10:07:16.807

P15 117 E Raymond STAGG				Suzuki K2 750 -			
IDEAL LAP TIME : 1:57.232		BEST LAP TIME : 1:57.495		DIFFERENCE : 0.263			
LAP	SECTOR 1	SECTOR 2	SECTOR 3	LAP TIME	MPH	DIFF	TIME OF DAY
1 -	40.258	53.909	27.416	2:01.583	72.04	4.088	09:59:19.475
2 -	42.139	57.137	29.318	2:08.594	68.12	11.099	10:01:28.069
3 -	39.481	51.915	27.541	1:58.937 (3)	73.65	1.442	10:03:27.006
4 -	38.452	52.664	27.283	1:58.399 (2)	73.98	0.904	10:05:25.405
5 -	38.034	51.938	27.523	1:57.495 (1)	74.55		10:07:22.900

P16 90 U Edward WATSON				Suzuki GSXR 1000 - Motorsportdays.com TEA Time Racing			
IDEAL LAP TIME : 1:57.112		BEST LAP TIME : 1:57.497		DIFFERENCE : 0.385			
LAP	SECTOR 1	SECTOR 2	SECTOR 3	LAP TIME	MPH	DIFF	TIME OF DAY
1 -	41.128	56.012	28.031	2:05.171	69.98	7.674	09:59:28.903
2 -	41.213	54.621	28.646	2:04.480	70.37	6.983	10:01:33.383
3 -	39.703	52.848	27.492	2:00.043 (3)	72.97	2.546	10:03:33.426
4 -	39.147	53.531	26.919	1:59.597 (2)	73.24	2.100	10:05:33.023
5 -	38.262	51.931	27.304	1:57.497 (1)	74.55		10:07:30.520

P17 258 U Ande FRIEND				Kawasaki ZX10R - Flying colours Motorcycle Training			
IDEAL LAP TIME : 1:57.586		BEST LAP TIME : 1:57.743		DIFFERENCE : 0.157			
LAP	SECTOR 1	SECTOR 2	SECTOR 3	LAP TIME	MPH	DIFF	TIME OF DAY
1 -	38.704	53.075	27.864	1:59.643 (2)	73.21	1.900	09:59:35.307
2 -	38.228	54.400	27.330	1:59.958 (3)	73.02	2.215	10:01:35.265
3 -	38.385	52.784	26.574	1:57.743 (1)	74.39		10:03:33.008

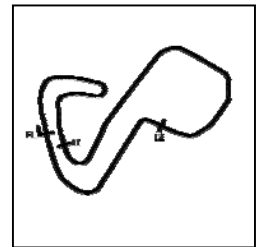
P18 93 R1000 Tony BOTTO				Suzuki GSXR 1000 K8 - TB Motorcycles			
IDEAL LAP TIME : 1:58.519		BEST LAP TIME : 1:58.519		DIFFERENCE : 0.000			
LAP	SECTOR 1	SECTOR 2	SECTOR 3	LAP TIME	MPH	DIFF	TIME OF DAY
1 -	40.452	55.483	28.560	2:04.495	70.36	5.976	09:58:37.243
2 -	41.359	54.037	27.705	2:03.101 (3)	71.15	4.582	10:00:40.344
3 -	39.258	54.323	27.555	2:01.136 (2)	72.31	2.617	10:02:41.480
4 -	39.964	55.587	27.790	2:03.341	71.02	4.822	10:04:44.821
5 -	38.523	52.645	27.351	1:58.519 (1)	73.91		10:06:43.340

Weather / Track : Cloudy / Wet

BMCRC - MRO Championships 2020 - Rnd 4 @ Brands Hatch GP

BMCRC Thunderbike Extreme & Ultra / L&W Contractors Rookie 1000

QUALIFYING - SECTOR ANALYSIS



SECTOR 1 = FL to I1, SECTOR 2 = I1 to I2, SECTOR 3 = I2 to FL, DIFF = Difference To Personal Best Lap, P = Crossed Finish Line in Pit Lane, D = Time Disallowed

P19 43 E		Richard WILLISHER		Yamaha R1 - Willsher Plant / WR Ltd			
IDEAL LAP TIME : 1:57.775		BEST LAP TIME : 1:58.671		DIFFERENCE : 0.896			
LAP	SECTOR 1	SECTOR 2	SECTOR 3	LAP TIME	MPH	DIFF	TIME OF DAY
1 -	38.983	54.759	27.864	2:01.606 (3)	72.03	2.935	09:58:36.950
2 -	38.924	52.671	28.034	1:59.629 (2)	73.22	0.958	10:00:36.579
3 -	37.961	53.567	27.143	1:58.671 (1)	73.81		10:02:35.250

P20 77 E		David MAY		Suzuki GSXR 750 K1 - ELP Racing			
IDEAL LAP TIME : 1:58.451		BEST LAP TIME : 1:58.758		DIFFERENCE : 0.307			
LAP	SECTOR 1	SECTOR 2	SECTOR 3	LAP TIME	MPH	DIFF	TIME OF DAY
1 -	39.701	54.133	27.391	2:01.225 (2)	72.26	2.467	09:58:25.462
2 -	42.734	58.427	29.581	2:10.742	67.00	11.984	10:00:36.204
3 -	40.217	55.032	29.205	2:04.454	70.38	5.696	10:02:40.658
4 -	39.410	55.638	28.069	2:03.117 (3)	71.15	4.359	10:04:43.775
5 -	37.753	53.307	27.698	1:58.758 (1)	73.76		10:06:42.533

P21 29 U		Cecil DINSMORE		Suzuki GSXR 1000 - KnC Motorsport			
IDEAL LAP TIME : 1:58.759		BEST LAP TIME : 1:58.759		DIFFERENCE : 0.000			
LAP	SECTOR 1	SECTOR 2	SECTOR 3	LAP TIME	MPH	DIFF	TIME OF DAY
1 -	40.972	54.240	28.043	2:03.255	71.07	4.496	09:58:34.511
2 -	41.066	55.946	28.292	2:05.304	69.90	6.545	10:00:39.815
3 -	39.213	54.179	27.775	2:01.167 (2)	72.29	2.408	10:02:40.982
4 -	40.008	55.181	27.938	2:03.127 (3)	71.14	4.368	10:04:44.109
5 -	38.101	53.244	27.414	1:58.759 (1)	73.76		10:06:42.868

P22 11 U		Josh HARVEY		Yamaha R1 - NR Racing			
IDEAL LAP TIME : 1:58.578		BEST LAP TIME : 1:58.949		DIFFERENCE : 0.371			
LAP	SECTOR 1	SECTOR 2	SECTOR 3	LAP TIME	MPH	DIFF	TIME OF DAY
1 -	40.935	55.483	27.919	2:04.337	70.45	5.388	09:59:24.483
2 -	40.137	56.163	31.501	2:07.801	68.54	8.852	10:01:32.284
3 -	39.327	53.619	27.093	2:00.039 (2)	72.97	1.090	10:03:32.323
4 -	38.698	55.097	27.713	2:01.508 (3)	72.09	2.559	10:05:33.831
5 -	38.244	53.241	27.464	1:58.949 (1)	73.64		10:07:32.780

P23 41 U		David ABRAHAM		Yamaha R1 - Cambridge Motorcycles			
IDEAL LAP TIME : 1:59.062		BEST LAP TIME : 1:59.062		DIFFERENCE : 0.000			
LAP	SECTOR 1	SECTOR 2	SECTOR 3	LAP TIME	MPH	DIFF	TIME OF DAY
1 -	41.022	54.521	28.291	2:03.834	70.73	4.772	09:58:44.277
2 -	39.101	54.683	27.864	2:01.648 (2)	72.00	2.586	10:00:45.925
3 -	39.268	55.471	27.497	2:02.236	71.66	3.174	10:02:48.161
4 -	40.488	54.329	27.234	2:02.051 (3)	71.77	2.989	10:04:50.212
5 -	38.568	53.513	26.981	1:59.062 (1)	73.57		10:06:49.274

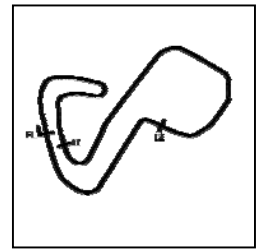
P24 6 E		Andrew FIRTH		Yamaha YZF-R1 - LTRmotorcycles.co.uk / Palmer Race Skool			
IDEAL LAP TIME : 1:58.855		BEST LAP TIME : 1:59.257		DIFFERENCE : 0.402			
LAP	SECTOR 1	SECTOR 2	SECTOR 3	LAP TIME	MPH	DIFF	TIME OF DAY
1 -	41.260	53.743	27.648	2:02.651	71.42	3.394	09:59:18.725
2 -	40.474	58.218	30.036	2:08.728	68.04	9.471	10:01:27.453
3 -	38.425	53.181	27.651	1:59.257 (1)	73.45		10:03:26.710
4 -	38.832	53.157	27.273	1:59.262 (2)	73.45	0.005	10:05:25.972
5 -	38.474	54.510	27.772	2:00.756 (3)	72.54	1.499	10:07:26.728

Weather / Track : Cloudy / Wet

BMCRC - MRO Championships 2020 - Rnd 4 @ Brands Hatch GP

BMCRC Thunderbike Extreme & Ultra / L&W Contractors Rookie 1000

QUALIFYING - SECTOR ANALYSIS



SECTOR 1 = FL to I1, SECTOR 2 = I1 to I2, SECTOR 3 = I2 to FL, DIFF = Difference To Personal Best Lap, P = Crossed Finish Line in Pit Lane, D = Time Disallowed

P25	86	R1000	Frederico LOPES	Yamaha R1 - FLR Procurement Ltd			
IDEAL LAP TIME : 1:57.869		BEST LAP TIME : 1:59.355		DIFFERENCE : 1.486			
LAP	SECTOR 1	SECTOR 2	SECTOR 3	LAP TIME	MPH	DIFF	TIME OF DAY
1 -	40.851	54.058	26.999	2:01.908	71.85	2.553	09:58:26.376
2 -	39.287	53.145	28.373	2:00.805 (2)	72.51	1.450	10:00:27.181
3 -	38.808	57.010	28.497	2:04.315	70.46	4.960	10:02:31.496
4 -	39.270	54.286	28.608	2:02.164	71.70	2.809	10:04:33.660
5 -	37.725	53.736	27.894	1:59.355 (1)	73.39		10:06:33.015
6 -	37.968	55.845	27.692	2:01.505 (3)	72.09	2.150	10:08:34.520
P26	1	E	Andrew SAUNDERS	Suzuki GSXR - SDC PERFORMANCE			
IDEAL LAP TIME : 1:59.516		BEST LAP TIME : 1:59.516		DIFFERENCE : 0.000			
LAP	SECTOR 1	SECTOR 2	SECTOR 3	LAP TIME	MPH	DIFF	TIME OF DAY
1 -	38.455	52.997	28.064	1:59.516 (1)	73.29		09:59:11.936
P27	123	R1000	James VINCER	Yamaha YZFR1 -			
IDEAL LAP TIME : 1:59.637		BEST LAP TIME : 1:59.637		DIFFERENCE : 0.000			
LAP	SECTOR 1	SECTOR 2	SECTOR 3	LAP TIME	MPH	DIFF	TIME OF DAY
1 -	39.688	57.962	28.743	2:06.393	69.30	6.756	09:58:43.525
2 -	39.604	56.343	28.480	2:04.427	70.40	4.790	10:00:47.952
3 -	39.512	55.600	28.059	2:03.171 (3)	71.11	3.534	10:02:51.123
4 -	39.816	54.360	27.705	2:01.881 (2)	71.87	2.244	10:04:53.004
5 -	38.342	54.017	27.278	1:59.637 (1)	73.22		10:06:52.641
P28	102	U	James FEARN	Suzuki GSXR1000 - Jwf tiling, palmer race skool, the factory			
IDEAL LAP TIME : 1:59.952		BEST LAP TIME : 1:59.958		DIFFERENCE : 0.006			
LAP	SECTOR 1	SECTOR 2	SECTOR 3	LAP TIME	MPH	DIFF	TIME OF DAY
1 -	40.214	54.529	27.630	2:02.373	71.58	2.415	09:58:45.628
2 -	40.115	54.488	27.844	2:02.447	71.53	2.489	10:00:48.075
3 -	39.747	53.809	27.648	2:01.204 (2)	72.27	1.246	10:02:49.279
4 -	39.846	54.371	27.184	2:01.401 (3)	72.15	1.443	10:04:50.680
5 -	39.753	53.558	26.647	1:59.958 (1)	73.02		10:06:50.638
P29	119	E	Simon HEALEY	Yamaha R1 - Popular Tyres Limited			
IDEAL LAP TIME : 2:00.132		BEST LAP TIME : 2:00.250		DIFFERENCE : 0.118			
LAP	SECTOR 1	SECTOR 2	SECTOR 3	LAP TIME	MPH	DIFF	TIME OF DAY
1 -	41.072	56.869	29.166	2:07.107	68.91	6.857	09:58:44.732
2 -	40.672	55.568	27.841	2:04.081 (3)	70.59	3.831	10:00:48.813
3 -	40.473	55.652	28.025	2:04.150	70.55	3.900	10:02:52.963
4 -	40.326	54.678	27.461	2:02.465 (2)	71.52	2.215	10:04:55.428
5 -	38.844	53.827	27.579	2:00.250 (1)	72.84		10:06:55.678
P30	228	E	Clive EMERSON	Honda CBR900 -			
IDEAL LAP TIME : 2:00.312		BEST LAP TIME : 2:00.312		DIFFERENCE : 0.000			
LAP	SECTOR 1	SECTOR 2	SECTOR 3	LAP TIME	MPH	DIFF	TIME OF DAY
1 -	40.544	56.301	28.914	2:05.759 (2)	69.65	5.447	09:58:36.697
2 -	41.703	56.234	29.313	2:07.250	68.83	6.938	10:00:43.947
3 -	40.929	55.503	29.583	2:06.015 (3)	69.51	5.703	10:02:49.962
4 -	41.191	57.071	28.852	2:07.114	68.91	6.802	10:04:57.076
5 -	38.915	53.187	28.210	2:00.312 (1)	72.80		10:06:57.388

Weather / Track : Cloudy / Wet

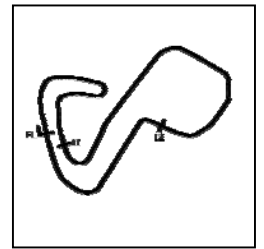
Results can be found at www.tsl-timing.com

Page 5 of 7

Brands Hatch GP
Circuit Length = 2.4332 miles
Start: 09:54 Flag 10:06 End: 10:08

Printed - 10:09 Saturday, 03 October 2020

BMCRC - MRO Championships 2020 - Rnd 4 @ Brands Hatch GP
BMCRC Thunderbike Extreme & Ultra / L&W Contractors Rookie 1000
QUALIFYING - SECTOR ANALYSIS



SECTOR 1 = FL to I1, SECTOR 2 = I1 to I2, SECTOR 3 = I2 to FL, DIFF = Difference To Personal Best Lap, P = Crossed Finish Line in Pit Lane, D = Time Disallowed

P31 66 R1000 Jonny HILL				Honda CBR1000 RR - Michael J Lonsdale Group			
IDEAL LAP TIME : 2:00.067		BEST LAP TIME : 2:00.726		DIFFERENCE : 0.659			
LAP	SECTOR 1	SECTOR 2	SECTOR 3	LAP TIME	MPH	DIFF	TIME OF DAY
1 -	40.859	55.747	28.375	2:04.981	70.08	4.255	09:58:55.988
2 -	44.918	58.907	29.902	2:13.727	65.50	13.001	10:01:09.715
3 -	40.370	54.303	27.290	2:01.963 (2)	71.82	1.237	10:03:11.678
4 -	39.132	54.503	27.091	2:00.726 (1)	72.55		10:05:12.404
5 -	39.787	53.844	28.716	2:02.347 (3)	71.59	1.621	10:07:14.751

P32 182 R1000 Vladimir NIKOLYUKIN				BMW S1000RR -			
IDEAL LAP TIME : 2:02.375		BEST LAP TIME : 2:02.375		DIFFERENCE : 0.000			
LAP	SECTOR 1	SECTOR 2	SECTOR 3	LAP TIME	MPH	DIFF	TIME OF DAY
1 -	38.723	55.768	27.884	2:02.375 (1)	71.58		09:59:00.864

P33 129 E Derek CRIPPS				Yamaha R1 - Kelly Cripps			
IDEAL LAP TIME : 2:04.012		BEST LAP TIME : 2:04.012		DIFFERENCE : 0.000			
LAP	SECTOR 1	SECTOR 2	SECTOR 3	LAP TIME	MPH	DIFF	TIME OF DAY
1 -	39.569	55.657	28.786	2:04.012 (1)	70.63		09:59:11.160

P34 24 E Mark REYNOLDS				Aprilia MILLE -			
IDEAL LAP TIME : 2:04.285		BEST LAP TIME : 2:04.285		DIFFERENCE : 0.000			
LAP	SECTOR 1	SECTOR 2	SECTOR 3	LAP TIME	MPH	DIFF	TIME OF DAY
1 -	43.946	59.867	29.974	2:13.787	65.47	9.502	09:58:44.557
2 -	43.991	1:02.544	31.522	2:18.057	63.45	13.772	10:01:02.614
3 -	44.923	57.926	28.524	2:11.373 (3)	66.67	7.088	10:03:13.987
4 -	41.226	56.663	28.811	2:06.700 (2)	69.13	2.415	10:05:20.687
5 -	40.190	56.036	28.059	2:04.285 (1)	70.48		10:07:24.972

P35 35 E Stephen HARVEY				Yamaha YZF R1 -			
IDEAL LAP TIME : 2:05.257		BEST LAP TIME : 2:05.257		DIFFERENCE : 0.000			
LAP	SECTOR 1	SECTOR 2	SECTOR 3	LAP TIME	MPH	DIFF	TIME OF DAY
1 -	42.012	57.420	30.360	2:09.792 (3)	67.49	4.535	09:59:46.934
2 -	44.223	58.997	30.674	2:13.894	65.42	8.637	10:02:00.828
3 -	42.652	59.651	29.942	2:12.245	66.23	6.988	10:04:13.073
4 -	43.149	57.199	29.173	2:09.521 (2)	67.63	4.264	10:06:22.594
5 -	40.872	55.456	28.929	2:05.257 (1)	69.93		10:08:27.851

P36 21 U Danny BRENNAN				Yamaha R1 - Greenplantuk			
IDEAL LAP TIME : 2:06.010		BEST LAP TIME : 2:06.010		DIFFERENCE : 0.000			
LAP	SECTOR 1	SECTOR 2	SECTOR 3	LAP TIME	MPH	DIFF	TIME OF DAY
1 -	40.284	57.023	28.703	2:06.010 (1)	69.51		09:59:10.772

P37 144 E Denzil DAVIES				Suzuki GSXR 750 - Advanced Mouldings Ltd			
IDEAL LAP TIME : 2:06.304		BEST LAP TIME : 2:06.304		DIFFERENCE : 0.000			
LAP	SECTOR 1	SECTOR 2	SECTOR 3	LAP TIME	MPH	DIFF	TIME OF DAY
1 -	41.342	56.549	28.413	2:06.304 (1)	69.35		09:59:32.098

P38 139 E Rob MARLEY				Honda CBR600F3 - PearTree Racing			
IDEAL LAP TIME : 2:06.331		BEST LAP TIME : 2:06.864		DIFFERENCE : 0.533			
LAP	SECTOR 1	SECTOR 2	SECTOR 3	LAP TIME	MPH	DIFF	TIME OF DAY
1 -	43.229	58.548	31.312	2:13.089	65.81	6.225	09:59:37.524
2 -	42.242	58.369	29.725	2:10.336	67.20	3.472	10:01:47.860
3 -	40.422	57.347	29.095	2:06.864 (1)	69.04		10:03:54.724
4 -	41.864	56.814	29.133	2:07.811 (2)	68.53	0.947	10:06:02.535
5 -	40.672	57.892	29.469	2:08.033 (3)	68.41	1.169	10:08:10.568

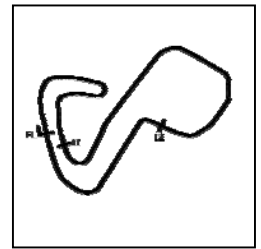
Weather / Track : Cloudy / Wet

Brands Hatch GP
 Circuit Length = 2.4332 miles
 Start: 09:54 Flag 10:06 End: 10:08

BMCRC - MRO Championships 2020 - Rnd 4 @ Brands Hatch GP

BMCRC Thunderbike Extreme & Ultra / L&W Contractors Rookie 1000

QUALIFYING - SECTOR ANALYSIS



SECTOR 1 = FL to I1, SECTOR 2 = I1 to I2, SECTOR 3 = I2 to FL, DIFF = Difference To Personal Best Lap, P = Crossed Finish Line in Pit Lane, D = Time Disallowed

P39 44 E Tony PARKER		Yamaha R1 - Emerald Elevators/PriceLess Copiers					
IDEAL LAP TIME : 2:08.347		BEST LAP TIME : 2:08.347		DIFFERENCE : 0.000			
LAP	SECTOR 1	SECTOR 2	SECTOR 3	LAP TIME	MPH	DIFF	TIME OF DAY
1 -	46.628	1:02.339	31.332	2:20.299	62.43	11.952	09:59:33.869
2 -	44.122	1:06.115	33.078	2:23.315	61.12	14.968	10:01:57.184
3 -	44.073	1:00.912	30.437	2:15.422 (3)	64.68	7.075	10:04:12.606
4 -	44.452	59.971	30.405	2:14.828 (2)	64.97	6.481	10:06:27.434
5 -	40.688	58.086	29.573	2:08.347 (1)	68.25		10:08:35.781

P40 180 R1000 Mark OVEL		Yamaha YZFR1 -					
IDEAL LAP TIME : 2:08.463		BEST LAP TIME : 2:08.463		DIFFERENCE : 0.000			
LAP	SECTOR 1	SECTOR 2	SECTOR 3	LAP TIME	MPH	DIFF	TIME OF DAY
1 -	45.070	1:00.684	30.457	2:16.211	64.31	7.748	09:58:53.784
2 -	44.426	1:03.370	33.107	2:20.903	62.16	12.440	10:01:14.687
3 -	43.740	59.372	30.397	2:13.509 (3)	65.61	5.046	10:03:28.196
4 -	42.443	58.804	30.043	2:11.290 (2)	66.72	2.827	10:05:39.486
5 -	41.858	57.490	29.115	2:08.463 (1)	68.18		10:07:47.949

P41 17 U Jordan KILLWORTH		Kawasaki ZX-10R -					
IDEAL LAP TIME : 2:10.440		BEST LAP TIME : 2:10.440		DIFFERENCE : 0.000			
LAP	SECTOR 1	SECTOR 2	SECTOR 3	LAP TIME	MPH	DIFF	TIME OF DAY
1 -	43.679	57.698	29.063	2:10.440 (1)	67.15		09:59:25.622

P42 60 R1000 Andrew STERLING		BMW S1000RR - Hookup-solutions					
IDEAL LAP TIME : 2:11.314		BEST LAP TIME : 2:11.314		DIFFERENCE : 0.000			
LAP	SECTOR 1	SECTOR 2	SECTOR 3	LAP TIME	MPH	DIFF	TIME OF DAY
1 -	43.211	58.548	29.555	2:11.314 (1)	66.70		09:58:34.749

P43 137 E Ricky WOODS		Suzuki GSXR 600 - KTS Vehicle Repairs					
IDEAL LAP TIME : 2:14.979		BEST LAP TIME : 2:14.979		DIFFERENCE : 0.000			
LAP	SECTOR 1	SECTOR 2	SECTOR 3	LAP TIME	MPH	DIFF	TIME OF DAY
1 -	42.403	1:01.295	31.281	2:14.979 (1)	64.89		09:58:59.859

P44 222 R1000 Phil ROOKE		Honda CBR1000RR - CLEARWAY TRAFFIC SOLUTIONS					
IDEAL LAP TIME : 2:16.840		BEST LAP TIME : 2:16.894		DIFFERENCE : 0.054			
LAP	SECTOR 1	SECTOR 2	SECTOR 3	LAP TIME	MPH	DIFF	TIME OF DAY
1 -	49.974	1:05.796	32.874	2:28.644	58.93	11.750	10:00:19.166
2 -	46.641	1:02.805	32.106	2:21.552 (3)	61.88	4.658	10:02:40.718
3 -	45.710	1:01.591	31.083	2:18.384 (2)	63.30	1.490	10:04:59.102
4 -	44.744	1:01.013	31.137	2:16.894 (1)	63.98		10:07:15.996

P45 88 E George PRINOS		Ducati 996 - KAPPA PLANNING LTD					
IDEAL LAP TIME : 2:17.199		BEST LAP TIME : 2:19.032		DIFFERENCE : 1.833			
LAP	SECTOR 1	SECTOR 2	SECTOR 3	LAP TIME	MPH	DIFF	TIME OF DAY
1 -	43.793	1:03.397	31.842	2:19.032 (1)	63.00		09:59:09.953
2 -	44.499	1:03.213	32.544	2:20.256	62.45	1.224	10:01:30.209
3 -	45.483	1:03.965	31.893	2:21.341	61.97	2.309	10:03:51.550
4 -	45.235	1:02.443	31.974	2:19.652 (3)	62.72	0.620	10:06:11.202
5 -	44.981	1:01.940	32.137	2:19.058 (2)	62.99	0.026	10:08:30.260

P46 171 E Daniel GIBBS		Suzuki GSXR 750 Y - Thomas Racing					
IDEAL LAP TIME : 2:23.173		BEST LAP TIME : 2:23.173		DIFFERENCE : 0.000			
LAP	SECTOR 1	SECTOR 2	SECTOR 3	LAP TIME	MPH	DIFF	TIME OF DAY
1 -	46.652	1:03.239	33.282	2:23.173 (1)	61.18		09:59:37.656

Weather / Track : Cloudy / Wet

Brands Hatch GP
Circuit Length = 2.4332 miles
Start: 09:54 Flag 10:06 End: 10:08

BMCRC - MRO Championships 2020 - Rnd 4 @ Brands Hatch GP

BMCRC Thunderbike Extreme & Ultra / L&W Contractors Rookie 1000

QUALIFYING - BEST SECTORS

SECTOR 1			SECTOR 2			SECTOR 3			IDEAL / BEST COMPARISON						
POS	NO	NAME	TIME	NO	NAME	TIME	NO	NAME	TIME	POS	NO	NAME	IDEAL	BEST	DIFF
													PERFECT LAP	1:49.580	
1	108	HUNTER	35.221	108	HUNTER	49.024	108	HUNTER	25.335	1	108	HUNTER	1:49.580	1:50.042	0.462
2	78	THOMAS	35.377	275	WILBY	49.390	275	WILBY	25.450	2	100	FRETWELL	1:50.967	1:50.967	0.000
3	100	FRETWELL	35.896	100	FRETWELL	49.503	100	FRETWELL	25.568	3	275	WILBY	1:51.058	1:51.058	0.000
4	275	WILBY	36.218	710	CRAWSHAW	50.542	710	CRAWSHAW	25.727	4	78	THOMAS	1:52.432	1:52.580	0.148
5	223	MAY	36.224	223	MAY	50.608	201	WEST	25.794	5	710	CRAWSHAW	1:52.826	1:52.873	0.047
6	710	CRAWSHAW	36.557	78	THOMAS	50.760	78	THOMAS	26.295	6	223	MAY	1:53.190	1:53.190	0.000
7	5	KILLWORTH	36.581	75	MAY	51.145	223	MAY	26.358	7	10	DENT	1:55.163	1:55.163	0.000
8	60	McCARTER	36.774	60	McCARTER	51.661	10	DENT	26.455	8	60	McCARTER	1:55.703	1:56.393	0.690
9	10	DENT	36.914	10	DENT	51.794	75	MAY	26.459	9	75	MAY	1:55.942	1:56.291	0.349
10	619	DOOLAN	37.054	117	STAGG	51.915	258	FRIEND	26.574	10	5	KILLWORTH	1:56.084	1:56.310	0.226
11	961	SIM	37.143	90	WATSON	51.931	102	FEARN	26.647	11	619	DOOLAN	1:56.252	1:57.109	0.857
12	201	WEST	37.173	619	DOOLAN	52.333	5	KILLWORTH	26.711	12	201	WEST	1:56.285	1:57.049	0.764
13	234	GILBERT	37.481	234	GILBERT	52.380	619	DOOLAN	26.865	13	234	GILBERT	1:56.769	1:56.769	0.000
14	86	LOPES	37.725	93	BOTTO	52.645	234	GILBERT	26.908	14	961	SIM	1:56.860	1:57.048	0.188
15	77	MAY	37.753	43	WILLSHER	52.671	90	WATSON	26.919	15	90	WATSON	1:57.112	1:57.497	0.385
16	43	WILLSHER	37.961	961	SIM	52.672	41	ABRAHAM	26.981	16	117	STAGG	1:57.232	1:57.495	0.263
17	117	STAGG	38.034	258	FRIEND	52.784	86	LOPES	26.999	17	258	FRIEND	1:57.586	1:57.743	0.157
18	29	DINSMORE	38.101	5	KILLWORTH	52.792	961	SIM	27.045	18	43	WILLSHER	1:57.775	1:58.671	0.896
19	258	FRIEND	38.228	1	SAUNDERS	52.997	66	HILL	27.091	19	86	LOPES	1:57.869	1:59.355	1.486
20	11	HARVEY	38.244	86	LOPES	53.145	11	HARVEY	27.093	20	77	MAY	1:58.451	1:58.758	0.307
21	90	WATSON	38.262	6	FIRTH	53.157	43	WILLSHER	27.143	21	93	BOTTO	1:58.519	1:58.519	0.000
22	75	MAY	38.338	228	EMERSON	53.187	60	McCARTER	27.268	22	11	HARVEY	1:58.578	1:58.949	0.371
23	123	VINCER	38.342	11	HARVEY	53.241	6	FIRTH	27.273	23	29	DINSMORE	1:58.759	1:58.759	0.000
24	6	FIRTH	38.425	29	DINSMORE	53.244	123	VINCER	27.278	24	6	FIRTH	1:58.855	1:59.257	0.402
25	1	SAUNDERS	38.455	77	MAY	53.307	117	STAGG	27.283	25	41	ABRAHAM	1:59.062	1:59.062	0.000
26	93	BOTTO	38.523	201	WEST	53.318	93	BOTTO	27.351	26	1	SAUNDERS	1:59.516	1:59.516	0.000
27	41	ABRAHAM	38.568	41	ABRAHAM	53.513	77	MAY	27.391	27	123	VINCER	1:59.637	1:59.637	0.000
28	182	NIKOLYUKIN	38.723	102	FEARN	53.558	29	DINSMORE	27.414	28	102	FEARN	1:59.952	1:59.958	0.006
29	119	HEALEY	38.844	119	HEALEY	53.827	119	HEALEY	27.461	29	66	HILL	2:00.067	2:00.726	0.659
30	228	EMERSON	38.915	66	HILL	53.844	182	NIKOLYUKIN	27.884	30	119	HEALEY	2:00.132	2:00.250	0.118
31	66	HILL	39.132	123	VINCER	54.017	24	REYNOLDS	28.059	31	228	EMERSON	2:00.312	2:00.312	0.000
32	129	CRIPPS	39.569	35	HARVEY	55.456	1	SAUNDERS	28.064	32	182	NIKOLYUKIN	2:02.375	2:02.375	0.000
33	102	FEARN	39.747	129	CRIPPS	55.657	228	EMERSON	28.210	33	129	CRIPPS	2:04.012	2:04.012	0.000
34	24	REYNOLDS	40.190	182	NIKOLYUKIN	55.768	144	DAVIES	28.413	34	24	REYNOLDS	2:04.285	2:04.285	0.000
35	21	BRENNAN	40.284	24	REYNOLDS	56.036	21	BRENNAN	28.703	35	35	HARVEY	2:05.257	2:05.257	0.000
36	139	MARLEY	40.422	144	DAVIES	56.549	129	CRIPPS	28.786	36	21	BRENNAN	2:06.010	2:06.010	0.000
37	44	PARKER	40.688	139	MARLEY	56.814	35	HARVEY	28.929	37	144	DAVIES	2:06.304	2:06.304	0.000
38	35	HARVEY	40.872	21	BRENNAN	57.023	17	KILLWORTH	29.063	38	139	MARLEY	2:06.331	2:06.864	0.533
39	144	DAVIES	41.342	180	OVEL	57.490	139	MARLEY	29.095	39	44	PARKER	2:08.347	2:08.347	0.000
40	180	OVEL	41.858	17	KILLWORTH	57.698	180	OVEL	29.115	40	180	OVEL	2:08.463	2:08.463	0.000
41	137	WOODS	42.403	44	PARKER	58.086	60	STERLING	29.555	41	17	KILLWORTH	2:10.440	2:10.440	0.000
42	60	STERLING	43.211	60	STERLING	58.548	44	PARKER	29.573	42	60	STERLING	2:11.314	2:11.314	0.000
43	17	KILLWORTH	43.679	222	ROOKE	1:01.013	222	ROOKE	31.083	43	137	WOODS	2:14.979	2:14.979	0.000
44	88	PRINOS	43.793	137	WOODS	1:01.295	137	WOODS	31.281	44	222	ROOKE	2:16.840	2:16.894	0.054
45	222	ROOKE	44.744	88	PRINOS	1:01.940	88	PRINOS	31.466	45	88	PRINOS	2:17.199	2:19.032	1.833
46	171	GIBBS	46.652	171	GIBBS	1:03.239	171	GIBBS	33.282	46	171	GIBBS	2:23.173	2:23.173	0.000
47															

Weather / Track : Cloudy / Wet

Brands Hatch GP

Circuit Length = 2.4332 miles

Start: 09:54 Flag 10:06 End: 10:08

Results can be found at www.tsl-timing.com

Printed - 10:09 Saturday, 03 October 2020

BMCRC - MRO Championships 2020 - Rnd 4 @ Brands Hatch GP

BMCRC Thunderbike Extreme & Ultra / L&W Contractors Rookie 1000

QUALIFYING - STATISTICS

Competitors Started 47
Planned Start 2020-10-03 @ 09:51:00.000
Actual Start 2020-10-03 @ 09:54:47.225
Finish Time 2020-10-03 @ 10:06:37.690
Track Length 2.4332mi.
Total Laps 190
Total Distance Covered 462.3250mi.

Session Fastest Lap History

NO	CL	NAME	LAP TIME	TIME OF DAY	LAP	VEHICLE
961	E	Jack SIM	1:58.811	09:58:11.881	1	Yamaha R6
75	E	Stewart MAY	1:56.291	09:58:13.653	1	Honda CBR600F3
108	R1000	Antony HUNTER	1:52.943	09:58:22.344	1	Kawasaki ZX10
108	R1000	Antony HUNTER	1:52.009	10:02:09.305	3	Kawasaki ZX10
108	R1000	Antony HUNTER	1:51.310	10:04:00.615	4	Kawasaki ZX10
108	R1000	Antony HUNTER	1:50.042	10:07:44.966	6	Kawasaki ZX10

Flag History

TYPE	TIME OF DAY
GREEN	09:54:47.225
FINISH	10:06:37.690

Flag Statistics

TYPE	COUNT	TOTAL LAPS	TOTAL TIME
Green	1	6	14:07.799
Red	0	0	0.000
Safety Car	0	0	0.000
FCY	0	0	0.000

BMCRC - MRO Championships 2020 - Rnd 4 @ Brands Hatch GP

BMCRC Thunderbike Extreme & Ultra / L&W Contractors Rookie 1000

QUALIFYING - STATISTICS

CLASS : E

20 Starters

Fastest Lap History

NO	NAME	LAP TIME	TIME OF DAY	LAP	VEHICLE
961	Jack SIM	1:58.811	09:58:11.881	1	Yamaha R6
75	Stewart MAY	1:56.291	09:58:13.653	1	Honda CBR600F3
223	Matthew MAY	1:55.452	10:04:06.349	4	Honda CBR600FY
223	Matthew MAY	1:53.190	10:07:56.419	6	Honda CBR600FY

Weather / Track : Cloudy / Wet

Results can be found at www.tsl-timing.com

Page 2 of 4

Brands Hatch GP
Circuit Length = 2.4332 miles
Start: 09:54 Flag 10:06 End: 10:08

Printed - 10:09 Saturday, 03 October 2020

BMCRC - MRO Championships 2020 - Rnd 4 @ Brands Hatch GP

BMCRC Thunderbike Extreme & Ultra / L&W Contractors Rookie 1000

QUALIFYING - STATISTICS

CLASS : U

13 Starters

Fastest Lap History

NO	NAME	LAP TIME	TIME OF DAY	LAP	VEHICLE
275	Mark WILBY	2:00.471	09:58:17.454	1	Suzuki GSXR1000
258	Ande FRIEND	1:59.643	09:59:35.325	1	Kawasaki ZX10R
275	Mark WILBY	1:59.642	10:00:17.096	2	Suzuki GSXR1000
275	Mark WILBY	1:53.939	10:02:11.031	3	Suzuki GSXR1000
275	Mark WILBY	1:53.085	10:05:58.567	5	Suzuki GSXR1000
78	Jamie THOMAS	1:52.580	10:07:10.870	5	Suzuki GSXR 1000
275	Mark WILBY	1:51.058	10:07:49.624	6	Suzuki GSXR1000

Weather / Track : Cloudy / Wet

Results can be found at www.tsl-timing.com

Page 3 of 4

Brands Hatch GP
Circuit Length = 2.4332 miles
Start: 09:54 Flag 10:06 End: 10:08

Printed - 10:09 Saturday, 03 October 2020

BMCRC - MRO Championships 2020 - Rnd 4 @ Brands Hatch GP

BMCRC Thunderbike Extreme & Ultra / L&W Contractors Rookie 1000

QUALIFYING - STATISTICS

CLASS : R1000

14 Starters

Fastest Lap History

NO	NAME	LAP TIME	TIME OF DAY	LAP	VEHICLE
100	Kenny FRETWELL	1:58.575	09:58:20.538	1	Suzuki GSXR 1000
108	Antony HUNTER	1:52.943	09:58:22.344	1	Kawasaki ZX10
108	Antony HUNTER	1:52.009	10:02:09.305	3	Kawasaki ZX10
108	Antony HUNTER	1:51.310	10:04:00.615	4	Kawasaki ZX10
108	Antony HUNTER	1:50.042	10:07:44.966	6	Kawasaki ZX10

BMCRC - MRO Championships 2020 - Rnd 4 @ Brands Hatch GP

BMCRC Thunderbike Extreme & Ultra

RACE 7 - GRID (5 Laps)



ROW 12	36	46	Adrian DRAPER	35	23	Justin ROSE	34	53	Patrick MILLS					
ROW 11			2:23.173	33	171	Daniel GIBBS	32	88	George PRINOS	31	137	Ricky WOODS	2:19.032	2:14.979
ROW 10			2:10.440	30	17	Jordan KILLWORTH	29	44	Tony PARKER	28	139	Rob MARLEY	2:08.347	2:06.864
ROW 9			2:06.304	27	144	Denzil DAVIES	26	21	Danny BRENNAN	25	35	Stephen HARVEY	2:06.010	2:05.257
ROW 8			2:04.285	24	24	Mark REYNOLDS	23	129	Derek CRIPPS	22	228	Clive EMERSON	2:04.012	2:00.312
ROW 7			2:00.250	21	119	Simon HEALEY	20	102	James FEARN	19	1	Andrew SAUNDERS	1:59.958	1:59.516
ROW 6			1:59.257	18	6	Andrew FIRTH	17	41	David ABRAHAM	16	11	Josh HARVEY	1:59.062	1:58.949
ROW 5			1:58.759	15	29	Cecil DINSMORE	14	77	David MAY	13	43	Richard WILLISHER	1:58.758	1:58.671
ROW 4			1:57.743	12	193	Tony BOTTO	11	258	Ande FRIEND	10	90	Edward WATSON	1:57.497	1:57.497
ROW 3			1:57.495	9	117	Raymond STAGG	8	961	Jack SIM	7	234	Donald GILBERT	1:57.048	1:56.769
ROW 2			1:56.393	6	60	Liam McCARTER	5	5	Stacey KILLWORTH	4	75	Stewart MAY	1:56.310	1:56.291
ROW 1			1:53.190	3	223	Matthew MAY	2	78	Jamie THOMAS	1	275	Mark WILBY	1:52.580	1:51.058
														Pole

Brands Hatch GP
Circuit Length = 2.4332 miles

These results are provisional until the conclusion of any judicial and technical matters.

Clerk Of Course :	Steward :	Timekeeper :
-------------------	-----------	--------------

Results can be found at www.tsl-timing.com

Printed - 10:11 Saturday, 03 October 2020



BMCRC - MRO Championships 2020 - Rnd 4 @ Brands Hatch GP

BMCRC Thunderbike Extreme & Ultra

RACE 7 - CLASSIFICATION



POS	NO	CL	PIC NAME	ENTRY	LAPS	TIME	GAP	DIFF	MPH	BEST	ON
1	78	U	1 Jamie THOMAS	Suzuki GSXR 1000 - Team RubyRacing	5	8:30.951			85.72	1:40.620	5
2	275	U	2 Mark WILBY	Suzuki GSXR1000 -	5	8:31.107	0.156	0.156	85.69	1:39.322	5
3	961	E	1 Jack SIM	Yamaha R6 - Platform Lift Engineers Ltd	5	8:39.999	9.048	8.892	84.22	1:40.276	4
4	29	U	3 Cecil DINSMORE	Suzuki GSXR 1000 - KnC Motorsport	5	8:41.222	10.271	1.223	84.03	1:41.972	4
5	102	U	4 James FEARN	Suzuki GSXR1000 - Jwf tiling, palmer race skool, tr	5	8:42.564	11.613	1.342	83.81	1:41.382	5
6	41	U	5 David ABRAHAM	Yamaha R1 - Cambridge Motorcycles	5	8:49.801	18.850	7.237	82.67	1:40.670	5
7	43	E	2 Richard WILLISHER	Yamaha R1 - Willsher Plant / WR Ltd	5	8:50.757	19.806	0.956	82.52	1:43.360	5
8	11	U	6 Josh HARVEY	Yamaha R1 - NR Racing	5	8:52.922	21.971	2.165	82.18	1:42.383	4
9	77	E	3 David MAY	Suzuki GSXR 750 K1 - ELP Racing	5	8:53.236	22.285	0.314	82.13	1:42.727	4
10	1	E	4 Andrew SAUNDERS	Suzuki GSXR - SDC PERFORMANCE	5	8:54.575	23.624	1.339	81.93	1:45.658	5
11	117	E	5 Raymond STAGG	Suzuki K2 750 -	5	8:55.583	24.632	1.008	81.77	1:41.902	4
12	5	U	7 Stacey KILLWORTH	Suzuki GSXR 1000 - BK/Everns	5	8:56.040	25.089	0.457	81.70	1:45.128	3
13	119	E	6 Simon HEALEY	Yamaha R1 - Popular Tyres Limited	5	9:00.072	29.121	4.032	81.09	1:43.773	3
14	21	U	8 Danny BRENNAN	Yamaha R1 - Greenplantuk	5	9:02.441	31.490	2.369	80.74	1:44.610	4
15	90	U	9 Edward WATSON	Suzuki GSXR 1000 - Motorsportdays.com TEA Tim	5	9:04.831	33.880	2.390	80.39	1:45.161	4
16	193	U	10 Tony BOTTO	Suzuki GSXR 1000 K8 - TB Motorcycles	5	9:13.895	42.944	9.064	79.07	1:45.226	5
17	223	E	7 Matthew MAY	Honda CBR600FY - Mays Racing	5	9:15.046	44.095	1.151	78.91	1:47.453	5
18	75	E	8 Stewart MAY	Honda CBR600F3 - Too Many Mays Racing	5	9:15.457	44.506	0.411	78.85	1:48.207	5
19	228	E	9 Clive EMERSON	Honda CBR900 -	5	9:16.292	45.341	0.835	78.73	1:48.013	4
20	6	E	10 Andrew FIRTH	Yamaha YZF-R1 - LTRmotorcycles.co.uk / Palmer	5	9:16.582	45.631	0.290	78.69	1:46.564	5
21	234	E	11 Donald GILBERT	- S and N tyres	5	9:17.793	46.842	1.211	78.52	1:48.134	5
22	129	E	12 Derek CRIPPS	Yamaha R1 - Kelly Cripps	5	9:18.290	47.339	0.497	78.45	1:47.566	5
23	35	E	13 Stephen HARVEY	Yamaha YZF R1 -	5	9:25.506	54.555	7.216	77.45	1:49.740	3
24	44	E	14 Tony PARKER	Yamaha R1 - Emerald Elevators/PriceLess Copiers	5	9:29.182	58.231	3.676	76.95	1:51.126	5
25	17	U	11 Jordan KILLWORTH	Kawasaki ZX-10R -	5	9:33.509	1:02.558	4.327	76.37	1:50.131	5
26	24	E	15 Mark REYNOLDS	Aprilia MILLE -	5	9:46.007	1:15.056	12.498	74.74	1:50.875	5
27	137	E	16 Ricky WOODS	Suzuki GSXR 600 - KTS Vehicle Repairs	5	9:49.529	1:18.578	3.522	74.29	1:53.398	5
28	88	E	17 George PRINOS	Ducati 996 - KAPPA PLANNING LTD	5	9:52.902	1:21.951	3.373	73.87	1:55.242	2
29	171	E	18 Daniel GIBBS	Suzuki GSXR 750 Y - Thomas Racing	5	10:20.317	1:49.366	27.415	70.60	1:59.098	5
30	46	E	19 Adrian DRAPER	Suzuki GSXR 750 - droopy racing uk	5	10:23.222	1:52.271	2.905	70.27	2:01.337	5

NOT CLASSIFIED

DNF	258	U	Ande FRIEND	Kawasaki ZX10R - Flying colours Motorcycle Trainir	3	5:30.021	2 Laps	2 Laps	79.62	1:46.044	3
DNF	139	E	Rob MARLEY	Honda CBR600F3 - PearTree Racing	3	6:04.456	2 Laps	34.435	72.10	1:57.087	3
DNF	144	E	Denzil DAVIES	Suzuki GSXR 750 - Advanced Mouldings Ltd	1	2:02.598	4 Laps	2 Laps	71.45		

FASTEST LAP

275	U	Mark WILBY	Suzuki GSXR1000 -	5	1:39.322	88.19 mph	141.93 kph
961	E	Jack SIM	Yamaha R6 - Platform Lift Engineers Ltd	4	1:40.276	87.35 mph	140.58 kph

Class U - 92.5% of Race Speed = 79.29 mph

Class E - 92.5% of Race Speed = 77.90 mph

Brands Hatch GP

Circuit Length = 2.4332 miles

Start: 14:26 Flag 14:34 End: 14:36

Weather / Track : Cloudy / Drying

These results are provisional until the conclusion of any judicial and technical matters.

Clerk Of Course :	Steward :	Timekeeper :
-------------------	-----------	--------------

Results can be found at www.tsl-timing.com

Printed - 14:37 Saturday, 03 October 2020



BMCRC - MRO Championships 2020 - Rnd 4 @ Brands Hatch GP

BMCRC Thunderbike Extreme & Ultra

RACE 7 - LAP CHART

LAP 1 @ 14:28:12.101

NO	BEHIND	LAP TIME
78		1:46.945
275	2.193	1:49.138
1	3.977	1:50.922
29	4.128	1:51.073
961	4.200	1:51.145
5	4.517	1:51.462
43	5.007	1:51.952
102	5.698	1:52.643
11	9.839	1:56.784
77	10.022	1:56.967
234	10.260	1:57.205
258	10.359	1:57.304
117	10.728	1:57.673
75	11.257	1:58.202
90	11.415	1:58.360
21	11.843	1:58.788
41	12.530	1:59.475
228	12.585	1:59.530
223	13.467	2:00.412
119	13.560	2:00.505
6	13.624	2:00.569
129	14.083	2:01.028
193	14.454	2:01.399
44	15.335	2:02.280
35	15.570	2:02.515
144	15.653	2:02.598
17	19.731	2:06.676
24	19.838	2:06.783
137	20.964	2:07.909
88	21.904	2:08.849
139	22.201	2:09.146
171	23.292	2:10.237
46	25.207	2:12.152

LAP 2 @ 14:29:53.166

NO	BEHIND	LAP TIME
78		1:41.065
275	2.388	1:41.260
29	6.074	1:43.011
961	8.746	1:45.611
1	9.044	1:46.132
102	9.134	1:44.501
43	9.664	1:45.722
5	10.231	1:46.779
77	14.826	1:45.869
11	15.333	1:46.559
258	15.967	1:46.673
117	16.217	1:46.554
41	17.959	1:46.494
21	18.008	1:47.230
90	19.559	1:49.209
119	19.774	1:47.279
75	20.584	1:50.392
234	21.825	1:52.630
223	22.573	1:50.171
193	22.919	1:49.530
228	22.955	1:51.435
129	23.167	1:50.149
6	23.368	1:50.809
35	25.336	1:50.831
44	27.231	1:52.961
17	33.227	1:54.561

88	36.081	1:55.242
24	36.775	1:58.002
137	37.702	1:57.803
139	39.359	1:58.223
171	46.681	2:04.454
46	47.209	2:03.067

LAP 3 @ 14:31:34.433

NO	BEHIND	LAP TIME
78		1:41.267
275	2.128	1:41.007
29	7.685	1:42.878
961	9.982	1:42.503
102	10.397	1:42.530
1	13.540	1:45.763
43	13.700	1:45.303
5	14.092	1:45.128
11	17.990	1:43.924
77	18.477	1:44.918
41	19.072	1:42.380
117	19.983	1:45.033
258	20.744	1:46.044
119	22.280	1:43.773
21	22.739	1:45.998
90	24.649	1:46.357
75	28.179	1:48.862
223	30.455	1:49.149
228	30.875	1:49.187
234	31.115	1:50.557
193	31.390	1:49.738
129	31.784	1:49.884
6	32.033	1:49.932
35	33.809	1:49.740
44	37.445	1:51.481
17	43.304	1:51.344
88	51.016	1:56.202
24	51.157	1:55.649
137	52.205	1:55.770
139	55.179	1:57.087
171	1:08.467	2:03.053
46	1:09.269	2:03.327

LAP 4 @ 14:33:15.487

NO	BEHIND	LAP TIME
78		1:41.054
275	1.454	1:40.380
29	8.603	1:41.972
961	9.204	1:40.276
102	10.851	1:41.508
43	17.066	1:44.420
1	18.586	1:46.100
41	18.800	1:40.782
11	19.319	1:42.383
5	19.413	1:46.375
77	20.150	1:42.727
117	20.831	1:41.902
119	25.362	1:44.136
21	26.295	1:44.610
90	28.756	1:45.161
75	36.919	1:49.794
223	37.262	1:47.861
228	37.834	1:48.013
193	38.338	1:48.002
234	39.328	1:49.267

6	39.687	1:48.708
129	40.393	1:49.663
35	43.981	1:51.226
44	47.725	1:51.334
17	53.047	1:50.797
24	1:04.801	1:54.698
88	1:05.477	1:55.515
137	1:05.800	1:54.649
171	1:30.888	2:03.475
46	1:31.554	2:03.339

LAP 5 @ 14:34:56.107

NO	BEHIND	LAP TIME
78		1:40.620
275	0.156	1:39.322
961	9.048	1:40.464
29	10.271	1:42.288
102	11.613	1:41.382
41	18.850	1:40.670
43	19.806	1:43.360
11	21.971	1:43.272
77	22.285	1:42.755
1	23.624	1:45.658
117	24.632	1:44.421
5	25.089	1:46.296
119	29.121	1:44.379
21	31.490	1:45.815
90	33.880	1:45.744
193	42.944	1:45.226
223	44.095	1:47.453
75	44.506	1:48.207
228	45.341	1:48.127
6	45.631	1:46.564
234	46.842	1:48.134
129	47.339	1:47.566
35	54.555	1:51.194
44	58.231	1:51.126
17	1:02.558	1:50.131
24	1:15.056	1:50.875
137	1:18.578	1:53.398
88	1:21.951	1:57.094
171	1:49.366	1:59.098
46	1:52.271	2:01.337

Weather / Track : Cloudy / Drying

Results can be found at www.tsl-timing.com

Brands Hatch GP

Circuit Length = 2.4332 miles

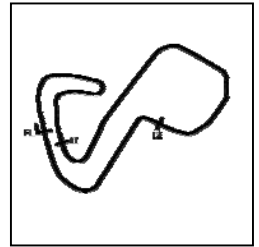
Start: 14:26 Flag 14:34 End: 14:36

Printed - 14:37 Saturday, 03 October 2020

BMCRC - MRO Championships 2020 - Rnd 4 @ Brands Hatch GP

BMCRC Thunderbike Extreme & Ultra

RACE 7 - SECTOR ANALYSIS



SECTOR 1 = FL to I1, SECTOR 2 = I1 to I2, SECTOR 3 = I2 to FL, DIFF = Difference To Personal Best Lap, P = Crossed Finish Line in Pit Lane, D = Time Disallowed

P1 78 U		Jamie THOMAS		Suzuki GSXR 1000 - Team RubyRacing			
IDEAL LAP TIME : 1:40.409		BEST LAP TIME : 1:40.620		DIFFERENCE : 0.211			
LAP	SECTOR 1	SECTOR 2	SECTOR 3	LAP TIME	MPH	DIFF	TIME OF DAY
1 -		45.405	23.130	1:46.945	81.90	6.325	14:28:12.101
2 -	32.138	45.217	23.710	1:41.065 (3)	86.67	0.445	14:29:53.166
3 -	32.395	45.399	23.473	1:41.267	86.50	0.647	14:31:34.433
4 -	32.114	45.395	23.545	1:41.054 (2)	86.68	0.434	14:33:15.487
5 -	32.062	45.366	23.192	1:40.620 (1)	87.05		14:34:56.107

P2 275 U		Mark WILBY		Suzuki GSXR1000 -			
IDEAL LAP TIME : 1:39.322		BEST LAP TIME : 1:39.322		DIFFERENCE : 0.000			
LAP	SECTOR 1	SECTOR 2	SECTOR 3	LAP TIME	MPH	DIFF	TIME OF DAY
1 -		47.069	23.816	1:49.138	80.26	9.816	14:28:14.294
2 -	32.657	45.450	23.153	1:41.260	86.50	1.938	14:29:55.554
3 -	32.331	45.069	23.607	1:41.007 (3)	86.72	1.685	14:31:36.561
4 -	32.331	45.148	22.901	1:40.380 (2)	87.26	1.058	14:33:16.941
5 -	31.806	44.927	22.589	1:39.322 (1)	88.19		14:34:56.263

P3 961 E		Jack SIM		Yamaha R6 - Platform Lift Engineers Ltd			
IDEAL LAP TIME : 1:40.108		BEST LAP TIME : 1:40.276		DIFFERENCE : 0.168			
LAP	SECTOR 1	SECTOR 2	SECTOR 3	LAP TIME	MPH	DIFF	TIME OF DAY
1 -		47.971	24.415	1:51.145	78.81	10.869	14:28:16.301
2 -	34.216	47.057	24.338	1:45.611	82.94	5.335	14:30:01.912
3 -	32.983	45.854	23.666	1:42.503 (3)	85.45	2.227	14:31:44.415
4 -	32.044	45.084	23.148	1:40.276 (1)	87.35		14:33:24.691
5 -	32.028	44.932	23.504	1:40.464 (2)	87.19	0.188	14:35:05.155

P4 29 U		Cecil DINSMORE		Suzuki GSXR 1000 - KnC Motorsport			
IDEAL LAP TIME : 1:41.933		BEST LAP TIME : 1:41.972		DIFFERENCE : 0.039			
LAP	SECTOR 1	SECTOR 2	SECTOR 3	LAP TIME	MPH	DIFF	TIME OF DAY
1 -		46.198	23.547	1:51.073	78.86	9.101	14:28:16.229
2 -	32.819	46.717	23.475	1:43.011	85.03	1.039	14:29:59.240
3 -	33.583	45.859	23.436	1:42.878 (3)	85.14	0.906	14:31:42.118
4 -	32.695	45.869	23.408	1:41.972 (1)	85.90		14:33:24.090
5 -	32.893	46.016	23.379	1:42.288 (2)	85.63	0.316	14:35:06.378

P5 102 U		James FEARN		Suzuki GSXR1000 - Jwf tiling, palmer race skool, the factory			
IDEAL LAP TIME : 1:41.095		BEST LAP TIME : 1:41.382		DIFFERENCE : 0.287			
LAP	SECTOR 1	SECTOR 2	SECTOR 3	LAP TIME	MPH	DIFF	TIME OF DAY
1 -		47.260	23.791	1:52.643	77.76	11.261	14:28:17.799
2 -	33.903	46.200	24.398	1:44.501	83.82	3.119	14:30:02.300
3 -	33.509	45.393	23.628	1:42.530 (3)	85.43	1.148	14:31:44.830
4 -	32.987	44.908	23.613	1:41.508 (2)	86.29	0.126	14:33:26.338
5 -	32.837	45.195	23.350	1:41.382 (1)	86.40		14:35:07.720

P6 41 U		David ABRAHAM		Yamaha R1 - Cambridge Motorcycles			
IDEAL LAP TIME : 1:39.521		BEST LAP TIME : 1:40.670		DIFFERENCE : 1.149			
LAP	SECTOR 1	SECTOR 2	SECTOR 3	LAP TIME	MPH	DIFF	TIME OF DAY
1 -		50.788	24.614	1:59.475	73.31	18.805	14:28:24.631
2 -	34.798	48.315	23.381	1:46.494	82.25	5.824	14:30:11.125
3 -	32.713	45.619	24.048	1:42.380 (3)	85.56	1.710	14:31:53.505
4 -	32.431	45.230	23.121	1:40.782 (2)	86.91	0.112	14:33:34.287
5 -	33.580	44.488	22.602	1:40.670 (1)	87.01		14:35:14.957

Weather / Track : Cloudy / Drying

Brands Hatch GP

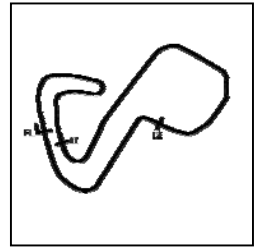
Circuit Length = 2.4332 miles

Start: 14:26 Flag 14:34 End: 14:36

BMCRC - MRO Championships 2020 - Rnd 4 @ Brands Hatch GP

BMCRC Thunderbike Extreme & Ultra

RACE 7 - SECTOR ANALYSIS



SECTOR 1 = FL to I1, SECTOR 2 = I1 to I2, SECTOR 3 = I2 to FL, DIFF = Difference To Personal Best Lap, P = Crossed Finish Line in Pit Lane, D = Time Disallowed

P7 43 E		Richard WILLISHER		Yamaha R1 - Willsher Plant / WR Ltd			
IDEAL LAP TIME : 1:43.054		BEST LAP TIME : 1:43.360		DIFFERENCE : 0.306			
LAP	SECTOR 1	SECTOR 2	SECTOR 3	LAP TIME	MPH	DIFF	TIME OF DAY
1 -		48.122	24.062	1:51.952	78.24	8.592	14:28:17.108
2 -	33.845	47.630	24.247	1:45.722	82.85	2.362	14:30:02.830
3 -	33.642	47.411	24.250	1:45.303 (3)	83.18	1.943	14:31:48.133
4 -	33.773	46.875	23.772	1:44.420 (2)	83.89	1.060	14:33:32.553
5 -	32.666	46.616	24.078	1:43.360 (1)	84.75		14:35:15.913

P8 11 U		Josh HARVEY		Yamaha R1 - NR Racing			
IDEAL LAP TIME : 1:42.318		BEST LAP TIME : 1:42.383		DIFFERENCE : 0.065			
LAP	SECTOR 1	SECTOR 2	SECTOR 3	LAP TIME	MPH	DIFF	TIME OF DAY
1 -		50.228	24.956	1:56.784	75.00	14.401	14:28:21.940
2 -	34.249	48.514	23.796	1:46.559	82.20	4.176	14:30:08.499
3 -	33.547	46.771	23.606	1:43.924 (3)	84.29	1.541	14:31:52.423
4 -	32.433	46.459	23.491	1:42.383 (1)	85.55		14:33:34.806
5 -	33.268	46.578	23.426	1:43.272 (2)	84.82	0.889	14:35:18.078

P9 77 E		David MAY		Suzuki GSXR 750 K1 - ELP Racing			
IDEAL LAP TIME : 1:42.235		BEST LAP TIME : 1:42.727		DIFFERENCE : 0.492			
LAP	SECTOR 1	SECTOR 2	SECTOR 3	LAP TIME	MPH	DIFF	TIME OF DAY
1 -		49.985	24.997	1:56.967	74.89	14.240	14:28:22.123
2 -	33.871	47.597	24.401	1:45.869	82.74	3.142	14:30:07.992
3 -	33.624	47.138	24.156	1:44.918 (3)	83.49	2.191	14:31:52.910
4 -	32.602	46.467	23.658	1:42.727 (1)	85.27		14:33:35.637
5 -	32.956	45.975	23.824	1:42.755 (2)	85.24	0.028	14:35:18.392

P10 1 E		Andrew SAUNDERS		Suzuki GSXR - SDC PERFORMANCE			
IDEAL LAP TIME : 1:44.534		BEST LAP TIME : 1:45.658		DIFFERENCE : 1.124			
LAP	SECTOR 1	SECTOR 2	SECTOR 3	LAP TIME	MPH	DIFF	TIME OF DAY
1 -		47.503	24.545	1:50.922	78.97	5.264	14:28:16.078
2 -	34.072	47.135	24.925	1:46.132	82.53	0.474	14:30:02.210
3 -	34.565	46.648	24.550	1:45.763 (2)	82.82	0.105	14:31:47.973
4 -	34.246	47.090	24.764	1:46.100 (3)	82.56	0.442	14:33:34.073
5 -	33.624	47.772	24.262	1:45.658 (1)	82.90		14:35:19.731

P11 117 E		Raymond STAGG		Suzuki K2 750 -			
IDEAL LAP TIME : 1:41.902		BEST LAP TIME : 1:41.902		DIFFERENCE : 0.000			
LAP	SECTOR 1	SECTOR 2	SECTOR 3	LAP TIME	MPH	DIFF	TIME OF DAY
1 -		49.730	24.920	1:57.673	74.44	15.771	14:28:22.829
2 -	34.932	47.708	23.914	1:46.554	82.21	4.652	14:30:09.383
3 -	33.432	46.507	25.094	1:45.033 (3)	83.40	3.131	14:31:54.416
4 -	32.802	45.619	23.481	1:41.902 (1)	85.96		14:33:36.318
5 -	32.970	47.397	24.054	1:44.421 (2)	83.88	2.519	14:35:20.739

P12 5 U		Stacey KILLWORTH		Suzuki GSXR 1000 - BK/Everns			
IDEAL LAP TIME : 1:45.028		BEST LAP TIME : 1:45.128		DIFFERENCE : 0.100			
LAP	SECTOR 1	SECTOR 2	SECTOR 3	LAP TIME	MPH	DIFF	TIME OF DAY
1 -		47.761	24.306	1:51.462	78.59	6.334	14:28:16.618
2 -	34.205	48.226	24.348	1:46.779	82.03	1.651	14:30:03.397
3 -	33.848	47.167	24.113	1:45.128 (1)	83.32		14:31:48.525
4 -	33.965	47.756	24.654	1:46.375 (3)	82.34	1.247	14:33:34.900
5 -	33.748	47.933	24.615	1:46.296 (2)	82.40	1.168	14:35:21.196

Weather / Track : Cloudy / Drying

Brands Hatch GP

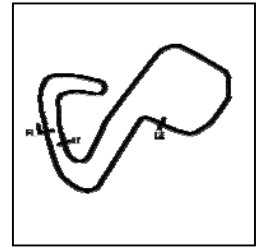
Circuit Length = 2.4332 miles

Start: 14:26 Flag 14:34 End: 14:36

BMCRC - MRO Championships 2020 - Rnd 4 @ Brands Hatch GP

BMCRC Thunderbike Extreme & Ultra

RACE 7 - SECTOR ANALYSIS



SECTOR 1 = FL to I1, SECTOR 2 = I1 to I2, SECTOR 3 = I2 to FL, DIFF = Difference To Personal Best Lap, P = Crossed Finish Line in Pit Lane, D = Time Disallowed

P13 119 E		Simon HEALEY		Yamaha R1 - Popular Tyres Limited			
IDEAL LAP TIME : 1:43.509		BEST LAP TIME : 1:43.773		DIFFERENCE : 0.264			
LAP	SECTOR 1	SECTOR 2	SECTOR 3	LAP TIME	MPH	DIFF	TIME OF DAY
1 -		50.875	25.053	2:00.505	72.69	16.732	14:28:25.661
2 -	34.486	48.987	23.806	1:47.279	81.65	3.506	14:30:12.940
3 -	33.514	46.481	23.778	1:43.773 (1)	84.41		14:31:56.713
4 -	33.297	46.844	23.995	1:44.136 (2)	84.11	0.363	14:33:40.849
5 -	33.250	47.211	23.918	1:44.379 (3)	83.92	0.606	14:35:25.228

P14 21 U		Danny BRENNAN		Yamaha R1 - Greenplantuk			
IDEAL LAP TIME : 1:44.423		BEST LAP TIME : 1:44.610		DIFFERENCE : 0.187			
LAP	SECTOR 1	SECTOR 2	SECTOR 3	LAP TIME	MPH	DIFF	TIME OF DAY
1 -		49.638	25.191	1:58.788	73.74	14.178	14:28:23.944
2 -	34.469	48.725	24.036	1:47.230	81.69	2.620	14:30:11.174
3 -	33.144	48.274	24.580	1:45.998 (3)	82.64	1.388	14:31:57.172
4 -	33.182	47.243	24.185	1:44.610 (1)	83.73		14:33:41.782
5 -	33.487	47.706	24.622	1:45.815 (2)	82.78	1.205	14:35:27.597

P15 90 U		Edward WATSON		Suzuki GSXR 1000 - Motorsportdays.com TEA Time Racing			
IDEAL LAP TIME : 1:44.723		BEST LAP TIME : 1:45.161		DIFFERENCE : 0.438			
LAP	SECTOR 1	SECTOR 2	SECTOR 3	LAP TIME	MPH	DIFF	TIME OF DAY
1 -		50.734	25.249	1:58.360	74.00	13.199	14:28:23.516
2 -	35.963	48.807	24.439	1:49.209	80.21	4.048	14:30:12.725
3 -	34.674	47.273	24.410	1:46.357 (3)	82.36	1.196	14:31:59.082
4 -	34.024	46.646	24.491	1:45.161 (1)	83.29		14:33:44.243
5 -	33.667	47.368	24.709	1:45.744 (2)	82.84	0.583	14:35:29.987

P16 193 U		Tony BOTTO		Suzuki GSXR 1000 K8 - TB Motorcycles			
IDEAL LAP TIME : 1:44.976		BEST LAP TIME : 1:45.226		DIFFERENCE : 0.250			
LAP	SECTOR 1	SECTOR 2	SECTOR 3	LAP TIME	MPH	DIFF	TIME OF DAY
1 -		51.732	25.058	2:01.399	72.15	16.173	14:28:26.555
2 -	35.125	48.765	25.640	1:49.530 (3)	79.97	4.304	14:30:16.085
3 -	36.440	48.420	24.878	1:49.738	79.82	4.512	14:32:05.823
4 -	35.142	48.951	23.909	1:48.002 (2)	81.10	2.776	14:33:53.825
5 -	33.387	47.680	24.159	1:45.226 (1)	83.24		14:35:39.051

P17 223 E		Matthew MAY		Honda CBR600FY - Mays Racing			
IDEAL LAP TIME : 1:47.453		BEST LAP TIME : 1:47.453		DIFFERENCE : 0.000			
LAP	SECTOR 1	SECTOR 2	SECTOR 3	LAP TIME	MPH	DIFF	TIME OF DAY
1 -		51.332	25.922	2:00.412	72.74	12.959	14:28:25.568
2 -	35.063	49.361	25.747	1:50.171	79.51	2.718	14:30:15.739
3 -	34.892	49.108	25.149	1:49.149 (3)	80.25	1.696	14:32:04.888
4 -	34.644	48.340	24.877	1:47.861 (2)	81.21	0.408	14:33:52.749
5 -	34.457	48.130	24.866	1:47.453 (1)	81.52		14:35:40.202

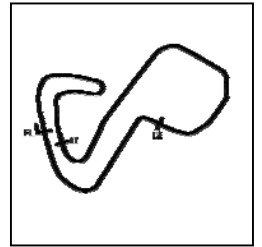
P18 75 E		Stewart MAY		Honda CBR600F3 - Too Many Mays Racing			
IDEAL LAP TIME : 1:47.909		BEST LAP TIME : 1:48.207		DIFFERENCE : 0.298			
LAP	SECTOR 1	SECTOR 2	SECTOR 3	LAP TIME	MPH	DIFF	TIME OF DAY
1 -		50.149	26.047	1:58.202	74.10	9.995	14:28:23.358
2 -	35.541	49.767	25.084	1:50.392	79.35	2.185	14:30:13.750
3 -	34.297	49.009	25.556	1:48.862 (2)	80.46	0.655	14:32:02.612
4 -	35.177	49.291	25.326	1:49.794 (3)	79.78	1.587	14:33:52.406
5 -	34.595	48.681	24.931	1:48.207 (1)	80.95		14:35:40.613

Weather / Track : Cloudy / Drying

BMCRC - MRO Championships 2020 - Rnd 4 @ Brands Hatch GP

BMCRC Thunderbike Extreme & Ultra

RACE 7 - SECTOR ANALYSIS



SECTOR 1 = FL to I1, SECTOR 2 = I1 to I2, SECTOR 3 = I2 to FL, DIFF = Difference To Personal Best Lap, P = Crossed Finish Line in Pit Lane, D = Time Disallowed

P19 228 E		Clive EMERSON		Honda CBR900 -			
IDEAL LAP TIME : 1:47.469		BEST LAP TIME : 1:48.013		DIFFERENCE : 0.544			
LAP	SECTOR 1	SECTOR 2	SECTOR 3	LAP TIME	MPH	DIFF	TIME OF DAY
1 -		50.605	25.351	1:59.530	73.28	11.517	14:28:24.686
2 -	35.141	49.855	26.439	1:51.435	78.60	3.422	14:30:16.121
3 -	34.770	49.719	24.698	1:49.187 (3)	80.22	1.174	14:32:05.308
4 -	34.395	48.376	25.242	1:48.013 (1)	81.09		14:33:53.321
5 -	34.447	48.909	24.771	1:48.127 (2)	81.01	0.114	14:35:41.448

P20 6 E		Andrew FIRTH		Yamaha YZF-R1 - LTRmotorcycles.co.uk / Palmer Race Skool			
IDEAL LAP TIME : 1:46.564		BEST LAP TIME : 1:46.564		DIFFERENCE : 0.000			
LAP	SECTOR 1	SECTOR 2	SECTOR 3	LAP TIME	MPH	DIFF	TIME OF DAY
1 -		50.886	25.429	2:00.569	72.65	14.005	14:28:25.725
2 -	35.839	49.599	25.371	1:50.809	79.05	4.245	14:30:16.534
3 -	35.219	49.153	25.560	1:49.932 (3)	79.68	3.368	14:32:06.466
4 -	34.826	49.135	24.747	1:48.708 (2)	80.58	2.144	14:33:55.174
5 -	34.276	47.999	24.289	1:46.564 (1)	82.20		14:35:41.738

P21 234 E		Donald GILBERT		- S and N tyres			
IDEAL LAP TIME : 1:48.134		BEST LAP TIME : 1:48.134		DIFFERENCE : 0.000			
LAP	SECTOR 1	SECTOR 2	SECTOR 3	LAP TIME	MPH	DIFF	TIME OF DAY
1 -		50.779	25.875	1:57.205	74.73	9.071	14:28:22.361
2 -	35.805	51.331	25.494	1:52.630	77.77	4.496	14:30:14.991
3 -	35.533	49.697	25.327	1:50.557 (3)	79.23	2.423	14:32:05.548
4 -	34.652	49.762	24.853	1:49.267 (2)	80.16	1.133	14:33:54.815
5 -	34.173	49.418	24.543	1:48.134 (1)	81.00		14:35:42.949

P22 129 E		Derek CRIPPS		Yamaha R1 - Kelly Cripps			
IDEAL LAP TIME : 1:47.402		BEST LAP TIME : 1:47.566		DIFFERENCE : 0.164			
LAP	SECTOR 1	SECTOR 2	SECTOR 3	LAP TIME	MPH	DIFF	TIME OF DAY
1 -		51.201	25.038	2:01.028	72.37	13.462	14:28:26.184
2 -	34.469	49.299	26.381	1:50.149	79.52	2.583	14:30:16.333
3 -	36.287	48.759	24.838	1:49.884 (3)	79.71	2.318	14:32:06.217
4 -	34.362	49.811	25.490	1:49.663 (2)	79.87	2.097	14:33:55.880
5 -	33.805	48.803	24.958	1:47.566 (1)	81.43		14:35:43.446

P23 35 E		Stephen HARVEY		Yamaha YZF R1 -			
IDEAL LAP TIME : 1:49.235		BEST LAP TIME : 1:49.740		DIFFERENCE : 0.505			
LAP	SECTOR 1	SECTOR 2	SECTOR 3	LAP TIME	MPH	DIFF	TIME OF DAY
1 -		51.511	25.464	2:02.515	71.49	12.775	14:28:27.671
2 -	35.701	50.145	24.985	1:50.831 (2)	79.03	1.091	14:30:18.502
3 -	35.065	49.185	25.490	1:49.740 (1)	79.82		14:32:08.242
4 -	35.219	49.761	26.246	1:51.226	78.75	1.486	14:33:59.468
5 -	35.506	49.901	25.787	1:51.194 (3)	78.77	1.454	14:35:50.662

P24 44 E		Tony PARKER		Yamaha R1 - Emerald Elevators/PriceLess Copiers			
IDEAL LAP TIME : 1:50.417		BEST LAP TIME : 1:51.126		DIFFERENCE : 0.709			
LAP	SECTOR 1	SECTOR 2	SECTOR 3	LAP TIME	MPH	DIFF	TIME OF DAY
1 -		51.714	25.530	2:02.280	71.63	11.154	14:28:27.436
2 -	35.553	51.473	25.935	1:52.961	77.54	1.835	14:30:20.397
3 -	35.619	50.251	25.611	1:51.481 (3)	78.57	0.355	14:32:11.878
4 -	35.172	50.141	26.021	1:51.334 (2)	78.68	0.208	14:34:03.212
5 -	34.746	50.558	25.822	1:51.126 (1)	78.82		14:35:54.338

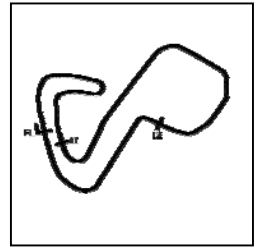
Weather / Track : Cloudy / Drying

Brands Hatch GP
Circuit Length = 2.4332 miles
Start: 14:26 Flag 14:34 End: 14:36

BMCRC - MRO Championships 2020 - Rnd 4 @ Brands Hatch GP

BMCRC Thunderbike Extreme & Ultra

RACE 7 - SECTOR ANALYSIS



SECTOR 1 = FL to I1, SECTOR 2 = I1 to I2, SECTOR 3 = I2 to FL, DIFF = Difference To Personal Best Lap, P = Crossed Finish Line in Pit Lane, D = Time Disallowed

P25 17 U		Jordan KILLWORTH		Kawasaki ZX-10R -			
IDEAL LAP TIME : 1:50.131		BEST LAP TIME : 1:50.131		DIFFERENCE : 0.000			
LAP	SECTOR 1	SECTOR 2	SECTOR 3	LAP TIME	MPH	DIFF	TIME OF DAY
1 -		53.715	26.126	2:06.676	69.15	16.545	14:28:31.832
2 -	36.939	51.629	25.993	1:54.561	76.46	4.430	14:30:26.393
3 -	36.131	49.615	25.598	1:51.344 (3)	78.67	1.213	14:32:17.737
4 -	36.088	49.294	25.415	1:50.797 (2)	79.06	0.666	14:34:08.534
5 -	35.651	49.285	25.195	1:50.131 (1)	79.54		14:35:58.665

P26 24 E		Mark REYNOLDS		Aprilia MILLE -			
IDEAL LAP TIME : 1:50.875		BEST LAP TIME : 1:50.875		DIFFERENCE : 0.000			
LAP	SECTOR 1	SECTOR 2	SECTOR 3	LAP TIME	MPH	DIFF	TIME OF DAY
1 -		54.338	26.573	2:06.783	69.09	15.908	14:28:31.939
2 -	38.490	53.569	25.943	1:58.002	74.23	7.127	14:30:29.941
3 -	37.199	52.009	26.441	1:55.649 (3)	75.74	4.774	14:32:25.590
4 -	37.156	51.617	25.925	1:54.698 (2)	76.37	3.823	14:34:20.288
5 -	34.951	50.443	25.481	1:50.875 (1)	79.00		14:36:11.163

P27 137 E		Ricky WOODS		Suzuki GSXR 600 - KTS Vehicle Repairs			
IDEAL LAP TIME : 1:53.398		BEST LAP TIME : 1:53.398		DIFFERENCE : 0.000			
LAP	SECTOR 1	SECTOR 2	SECTOR 3	LAP TIME	MPH	DIFF	TIME OF DAY
1 -		54.026	27.083	2:07.909	68.48	14.511	14:28:33.065
2 -	37.010	54.285	26.508	1:57.803	74.36	4.405	14:30:30.868
3 -	37.187	52.225	26.358	1:55.770 (3)	75.66	2.372	14:32:26.638
4 -	36.564	51.707	26.378	1:54.649 (2)	76.40	1.251	14:34:21.287
5 -	36.425	50.721	26.252	1:53.398 (1)	77.24		14:36:14.685

P28 88 E		George PRINOS		Ducati 996 - KAPPA PLANNING LTD			
IDEAL LAP TIME : 1:54.325		BEST LAP TIME : 1:55.242		DIFFERENCE : 0.917			
LAP	SECTOR 1	SECTOR 2	SECTOR 3	LAP TIME	MPH	DIFF	TIME OF DAY
1 -		54.512	27.012	2:08.849	67.98	13.607	14:28:34.005
2 -	36.739	52.274	26.229	1:55.242 (1)	76.01		14:30:29.247
3 -	37.047	52.336	26.819	1:56.202 (3)	75.38	0.960	14:32:25.449
4 -	36.995	51.357	27.163	1:55.515 (2)	75.83	0.273	14:34:20.964
5 -	37.403	51.999	27.692	1:57.094	74.81	1.852	14:36:18.058

P29 171 E		Daniel GIBBS		Suzuki GSXR 750 Y - Thomas Racing			
IDEAL LAP TIME : 1:59.098		BEST LAP TIME : 1:59.098		DIFFERENCE : 0.000			
LAP	SECTOR 1	SECTOR 2	SECTOR 3	LAP TIME	MPH	DIFF	TIME OF DAY
1 -		54.647	27.503	2:10.237	67.26	11.139	14:28:35.393
2 -	40.498	55.208	28.748	2:04.454	70.38	5.356	14:30:39.847
3 -	40.437	54.347	28.269	2:03.053 (2)	71.18	3.955	14:32:42.900
4 -	40.169	55.011	28.295	2:03.475 (3)	70.94	4.377	14:34:46.375
5 -	38.765	52.979	27.354	1:59.098 (1)	73.55		14:36:45.473

P30 46 E		Adrian DRAPER		Suzuki GSXR 750 - droopy racing uk			
IDEAL LAP TIME : 2:00.843		BEST LAP TIME : 2:01.337		DIFFERENCE : 0.494			
LAP	SECTOR 1	SECTOR 2	SECTOR 3	LAP TIME	MPH	DIFF	TIME OF DAY
1 -		54.583	27.861	2:12.152	66.28	10.815	14:28:37.308
2 -	39.215	55.095	28.757	2:03.067 (2)	71.17	1.730	14:30:40.375
3 -	40.227	54.964	28.136	2:03.327 (3)	71.02	1.990	14:32:43.702
4 -	39.571	55.388	28.380	2:03.339	71.02	2.002	14:34:47.041
5 -	39.260	53.767	28.310	2:01.337 (1)	72.19		14:36:48.378

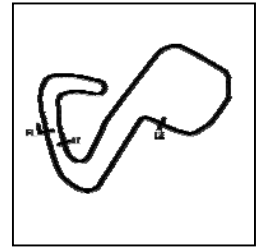
Weather / Track : Cloudy / Drying

Brands Hatch GP
Circuit Length = 2.4332 miles
Start: 14:26 Flag 14:34 End: 14:36

BMCRRC - MRO Championships 2020 - Rnd 4 @ Brands Hatch GP

BMCRRC Thunderbike Extreme & Ultra

RACE 7 - SECTOR ANALYSIS



SECTOR 1 = FL to I1, SECTOR 2 = I1 to I2, SECTOR 3 = I2 to FL, DIFF = Difference To Personal Best Lap, P = Crossed Finish Line in Pit Lane, D = Time Disallowed

P31 258 U		Ande FRIEND		Kawasaki ZX10R - Flying colours Motorcycle Training			
IDEAL LAP TIME : 1:45.065		BEST LAP TIME : 1:46.044		DIFFERENCE : 0.979			
LAP	SECTOR 1	SECTOR 2	SECTOR 3	LAP TIME	MPH	DIFF	TIME OF DAY
1 -		49.835	25.314	1:57.304	74.67	11.260	14:28:22.460
2 -	34.422	48.157	24.094	1:46.673 (2)	82.11	0.629	14:30:09.133
3 -	34.272	47.264	24.508	1:46.044 (1)	82.60		14:31:55.177

P32 139 E		Rob MARLEY		Honda CBR600F3 - PearTree Racing			
IDEAL LAP TIME : 1:56.405		BEST LAP TIME : 1:57.087		DIFFERENCE : 0.682			
LAP	SECTOR 1	SECTOR 2	SECTOR 3	LAP TIME	MPH	DIFF	TIME OF DAY
1 -		54.414	27.866	2:09.146	67.82	12.059	14:28:34.302
2 -	37.985	53.518	26.720	1:58.223 (2)	74.09	1.136	14:30:32.525
3 -	37.989	52.457	26.641	1:57.087 (1)	74.81		14:32:29.612

P33 144 E		Denzil DAVIES		Suzuki GSXR 750 - Advanced Mouldings Ltd			
IDEAL LAP TIME : 1:51.464		BEST LAP TIME :		DIFFERENCE :			
LAP	SECTOR 1	SECTOR 2	SECTOR 3	LAP TIME	MPH	DIFF	TIME OF DAY
1 -		51.132	25.144	2:02.598	71.45		14:28:27.754

BMCRC - MRO Championships 2020 - Rnd 4 @ Brands Hatch GP

BMCRC Thunderbike Extreme & Ultra

RACE 7 - BEST SECTORS

SECTOR 1			SECTOR 2			SECTOR 3			IDEAL / BEST COMPARISON						
POS	NO	NAME	TIME	NO	NAME	TIME	NO	NAME	TIME	POS	NO	NAME	IDEAL	BEST	DIFF
													PERFECT LAP	1:38.883	
1	275	WILBY	31.806	41	ABRAHAM	44.488	275	WILBY	22.589	1	275	WILBY	1:39.322	1:39.322	0.000
2	961	SIM	32.028	102	FEARN	44.908	41	ABRAHAM	22.602	2	41	ABRAHAM	1:39.521	1:40.670	1.149
3	78	THOMAS	32.062	275	WILBY	44.927	78	THOMAS	23.130	3	961	SIM	1:40.108	1:40.276	0.168
4	41	ABRAHAM	32.431	961	SIM	44.932	961	SIM	23.148	4	78	THOMAS	1:40.409	1:40.620	0.211
5	11	HARVEY	32.433	78	THOMAS	45.217	102	FEARN	23.350	5	102	FEARN	1:41.095	1:41.382	0.287
6	77	MAY	32.602	117	STAGG	45.619	29	DINSMORE	23.379	6	117	STAGG	1:41.902	1:41.902	0.000
7	43	WILLSHER	32.666	29	DINSMORE	45.859	11	HARVEY	23.426	7	29	DINSMORE	1:41.933	1:41.972	0.039
8	29	DINSMORE	32.695	77	MAY	45.975	117	STAGG	23.481	8	77	MAY	1:42.235	1:42.727	0.492
9	117	STAGG	32.802	11	HARVEY	46.459	77	MAY	23.658	9	11	HARVEY	1:42.318	1:42.383	0.065
10	102	FEARN	32.837	119	HEALEY	46.481	43	WILLSHER	23.772	10	43	WILLSHER	1:43.054	1:43.360	0.306
11	21	BRENNAN	33.144	43	WILLSHER	46.616	119	HEALEY	23.778	11	119	HEALEY	1:43.509	1:43.773	0.264
12	119	HEALEY	33.250	90	WATSON	46.646	193	BOTTO	23.909	12	21	BRENNAN	1:44.423	1:44.610	0.187
13	193	BOTTO	33.387	1	SAUNDERS	46.648	21	BRENNAN	24.036	13	1	SAUNDERS	1:44.534	1:45.658	1.124
14	1	SAUNDERS	33.624	5	KILLWORTH	47.167	258	FRIEND	24.094	14	90	WATSON	1:44.723	1:45.161	0.438
15	90	WATSON	33.667	21	BRENNAN	47.243	5	KILLWORTH	24.113	15	193	BOTTO	1:44.976	1:45.226	0.250
16	258	FRIEND	33.707	258	FRIEND	47.264	1	SAUNDERS	24.262	16	5	KILLWORTH	1:45.028	1:45.128	0.100
17	5	KILLWORTH	33.748	193	BOTTO	47.680	6	FIRTH	24.289	17	258	FRIEND	1:45.065	1:46.044	0.979
18	129	CRIPPS	33.805	6	FIRTH	47.999	90	WATSON	24.410	18	6	FIRTH	1:46.564	1:46.564	0.000
19	234	GILBERT	34.173	223	MAY	48.130	234	GILBERT	24.543	19	129	CRIPPS	1:47.402	1:47.566	0.164
20	6	FIRTH	34.276	228	EMERSON	48.376	228	EMERSON	24.698	20	223	MAY	1:47.453	1:47.453	0.000
21	75	MAY	34.297	75	MAY	48.681	129	CRIPPS	24.838	21	228	EMERSON	1:47.469	1:48.013	0.544
22	228	EMERSON	34.395	129	CRIPPS	48.759	223	MAY	24.866	22	75	MAY	1:47.909	1:48.207	0.298
23	223	MAY	34.457	35	HARVEY	49.185	75	MAY	24.931	23	234	GILBERT	1:48.134	1:48.134	0.000
24	44	PARKER	34.746	17	KILLWORTH	49.285	35	HARVEY	24.985	24	35	HARVEY	1:49.235	1:49.740	0.505
25	24	REYNOLDS	34.951	234	GILBERT	49.418	144	DAVIES	25.144	25	17	KILLWORTH	1:50.131	1:50.131	0.000
26	35	HARVEY	35.065	44	PARKER	50.141	17	KILLWORTH	25.195	26	44	PARKER	1:50.417	1:51.126	0.709
27	144	DAVIES	35.188	24	REYNOLDS	50.443	24	REYNOLDS	25.481	27	24	REYNOLDS	1:50.875	1:50.875	0.000
28	17	KILLWORTH	35.651	137	WOODS	50.721	44	PARKER	25.530	28	144	DAVIES	1:51.464		
29	137	WOODS	36.425	144	DAVIES	51.132	88	PRINOS	26.229	29	137	WOODS	1:53.398	1:53.398	0.000
30	88	PRINOS	36.739	88	PRINOS	51.357	137	WOODS	26.252	30	88	PRINOS	1:54.325	1:55.242	0.917
31	139	MARLEY	37.307	139	MARLEY	52.457	139	MARLEY	26.641	31	139	MARLEY	1:56.405	1:57.087	0.682
32	171	GIBBS	38.765	171	GIBBS	52.979	171	GIBBS	27.354	32	171	GIBBS	1:59.098	1:59.098	0.000
33	46	DRAPER	39.215	46	DRAPER	53.767	46	DRAPER	27.861	33	46	DRAPER	2:00.843	2:01.337	0.494

Weather / Track : Cloudy / Drying

Results can be found at www.tsl-timing.com

Brands Hatch GP

Circuit Length = 2.4332 miles

Start: 14:26 Flag 14:34 End: 14:36

Printed - 14:37 Saturday, 03 October 2020

BMCRC - MRO Championships 2020 - Rnd 4 @ Brands Hatch GP

BMCRC Thunderbike Extreme & Ultra

RACE 7 - STATISTICS

Competitors Started 33
Planned Start 2020-10-03 @ 14:00:00.000
Actual Start 2020-10-03 @ 14:26:25.155
Finish Time 2020-10-03 @ 14:34:56.106
Track Length 2.4332mi.
Total Laps 157
Total Distance Covered 382.0264mi.

Session Fastest Lap History

NO	CL	NAME	LAP TIME	TIME OF DAY	LAP	VEHICLE
78	U	Jamie THOMAS	1:41.065	14:29:53.195	2	Suzuki GSXR 1000
275	U	Mark WILBY	1:41.007	14:31:36.574	3	Suzuki GSXR1000
275	U	Mark WILBY	1:40.380	14:33:16.954	4	Suzuki GSXR1000
961	E	Jack SIM	1:40.276	14:33:24.701	4	Yamaha R6
275	U	Mark WILBY	1:39.322	14:34:56.273	5	Suzuki GSXR1000

Session Leader History

NO	CL	NAME	FROM LAP	LAPS LED	DISTANCE	VEHICLE
78	U	Jamie THOMAS	1	5	12.16 miles	Suzuki GSXR 1000

Flag History

TYPE	TIME OF DAY
GREEN	14:26:25.155
FINISH	14:34:56.106

Flag Statistics

TYPE	COUNT	TOTAL LAPS	TOTAL TIME
Green	1	5	10:25.975
Red	0	0	0.000
Safety Car	0	0	0.000
FCY	0	0	0.000

BMCRC - MRO Championships 2020 - Rnd 4 @ Brands Hatch GP

BMCRC Thunderbike Extreme & Ultra

RACE 7 - STATISTICS

CLASS : E

21 Starters

Fastest Lap History

NO	NAME	LAP TIME	TIME OF DAY	LAP	VEHICLE
961	Jack SIM	1:45.611	14:30:01.923	2	Yamaha R6
961	Jack SIM	1:42.503	14:31:44.426	3	Yamaha R6
961	Jack SIM	1:40.276	14:33:24.701	4	Yamaha R6

Leader History

NO	NAME	FROM LAP	LAPS LED	DISTANCE	VEHICLE
1	Andrew SAUNDERS	1	1	2.43 miles	Suzuki GSXR
961	Jack SIM	2	4	9.73 miles	Yamaha R6

BMCRC - MRO Championships 2020 - Rnd 4 @ Brands Hatch GP

BMCRC Thunderbike Extreme & Ultra

RACE 7 - STATISTICS

CLASS : U

12 Starters

Fastest Lap History

NO	NAME	LAP TIME	TIME OF DAY	LAP	VEHICLE
78	Jamie THOMAS	1:41.065	14:29:53.195	2	Suzuki GSXR 1000
275	Mark WILBY	1:41.007	14:31:36.574	3	Suzuki GSXR1000
275	Mark WILBY	1:40.380	14:33:16.954	4	Suzuki GSXR1000
275	Mark WILBY	1:39.322	14:34:56.273	5	Suzuki GSXR1000

Leader History

NO	NAME	FROM LAP	LAPS LED	DISTANCE	VEHICLE
78	Jamie THOMAS	1	5	12.16 miles	Suzuki GSXR 1000

BMCRC - MRO Championships 2020 - Rnd 4 @ Brands Hatch GP

BMCRC Thunderbike Extreme & Ultra

RACE 17 - GRID (5 Laps)



ROW 12	36	23	Justin ROSE	35	53	Patrick MILLS	34	60	Liam McCARTER	
ROW 11		33	144	Denzil DAVIES	32	46	Adrian DRAPER	31	171	Daniel GIBBS
ROW 10		30	139	Rob MARLEY	29	88	George PRINOS	28	137	Ricky WOODS
ROW 9		27	44	Tony PARKER	26	24	Mark REYNOLDS	25	17	Jordan KILLWORTH
ROW 8		24	35	Stephen HARVEY	23	75	Stewart MAY	22	234	Donald GILBERT
ROW 7		21	228	Clive EMERSON	20	129	Derek CRIPPS	19	223	Matthew MAY
ROW 6		18	6	Andrew FIRTH	17	258	Ande FRIEND	16	1	Andrew SAUNDERS
ROW 5		15	193	Tony BOTTO	14	90	Edward WATSON	13	5	Stacey KILLWORTH
ROW 4		12	21	Danny BRENNAN	11	119	Simon HEALEY	10	43	Richard WILLISHER
ROW 3		9	77	David MAY	8	11	Josh HARVEY	7	29	Cecil DINSMORE
ROW 2		6	117	Raymond STAGG	5	102	James FEARN	4	41	David ABRAHAM
ROW 1		3	78	Jamie THOMAS	2	961	Jack SIM	1	275	Mark WILBY
									Pole	

Brands Hatch GP
Circuit Length = 2.4332 miles

These results are provisional until the conclusion of any judicial and technical matters.

Clerk Of Course :	Steward :	Timekeeper :
-------------------	-----------	--------------

Results can be found at www.tsl-timing.com

Printed - 14:39 Saturday, 03 October 2020



BMCRC - MRO Championships 2020 - Rnd 4 @ Brands Hatch GP

BMCRC Thunderbike Extreme & Ultra

RACE 17 - CLASSIFICATION



POS	NO	CL	PIC NAME	ENTRY	LAPS	TIME	GAP	DIFF	MPH	BEST	ON
1	78	U	1 Jamie THOMAS	Suzuki GSXR 1000 - Team RubyRacing	5	8:54.903			81.88	1:45.050	2
2	258	U	2 Ande FRIEND	Kawasaki ZX10R - Flying colours Motorcycle Trainir	5	9:03.094	8.191	8.191	80.64	1:45.256	4
3	275	U	3 Mark WILBY	Suzuki GSXR1000 -	5	9:10.446	15.543	7.352	79.57	1:49.476	3
4	1	E	1 Andrew SAUNDERS	Suzuki GSXR - SDC PERFORMANCE	5	9:18.388	23.485	7.942	78.43	1:49.290	4
5	77	E	2 David MAY	Suzuki GSXR 750 K1 - ELP Racing	5	9:20.649	25.746	2.261	78.12	1:49.727	5
6	117	E	3 Raymond STAGG	Suzuki K2 750 -	5	9:27.958	33.055	7.309	77.11	1:51.458	2
7	11	U	4 Josh HARVEY	Yamaha R1 - NR Racing	5	9:28.821	33.918	0.863	76.99	1:52.150	3
8	75	E	4 Stewart MAY	Honda CBR600F3 - Too Many Mays Racing	5	9:35.992	41.089	7.171	76.04	1:51.099	4
9	41	U	5 David ABRAHAM	Yamaha R1 - Cambridge Motorcycles	5	9:36.640	41.737	0.648	75.95	1:52.585	5
10	60	U	6 Liam McCARTER	Yamaha R1 -	5	9:36.897	41.994	0.257	75.92	1:50.996	5
11	17	U	7 Jordan KILLWORTH	Kawasaki ZX-10R -	5	9:38.628	43.725	1.731	75.69	1:49.716	5
12	144	E	5 Denzil DAVIES	Suzuki GSXR 750 - Advanced Mouldings Ltd	5	9:41.478	46.575	2.850	75.32	1:51.224	5
13	129	E	6 Derek CRIPPS	Yamaha R1 - Kelly Cripps	5	9:49.325	54.422	7.847	74.32	1:54.337	5
14	90	U	8 Edward WATSON	Suzuki GSXR 1000 - Motorsportdays.com TEA Tim	5	9:50.438	55.535	1.113	74.18	1:54.887	5
15	119	E	7 Simon HEALEY	Yamaha R1 - Popular Tyres Limited	5	9:50.754	55.851	0.316	74.14	1:55.940	5
16	24	E	8 Mark REYNOLDS	Aprilia MILLE -	5	10:03.141	1:08.238	12.387	72.61	1:56.868	5
17	44	E	9 Tony PARKER	Yamaha R1 - Emerald Elevators/PriceLess Copiers	5	10:11.185	1:16.282	8.044	71.66	1:58.300	5
18	35	E	10 Stephen HARVEY	Yamaha YZF R1 -	5	10:36.863	1:41.960	25.678	68.77	2:02.899	5
19	171	E	11 Daniel GIBBS	Suzuki GSXR 750 Y - Thomas Racing	5	10:36.981	1:42.078	0.118	68.76	2:00.702	5
20	46	E	12 Adrian DRAPER	Suzuki GSXR 750 - droopy racing uk	5	10:47.883	1:52.980	10.902	67.60	2:07.092	5
21	88	E	13 George PRINOS	Ducati 996 - KAPPA PLANNING LTD	5	10:51.632	1:56.729	3.749	67.21	2:09.228	3

NOT CLASSIFIED

DNF	21	U	Danny BRENNAN	Yamaha R1 - Greenplantuk	1	2:01.174	4 Laps	4 Laps	72.29		
DNF	5	U	Stacey KILLWORTH	Suzuki GSXR 1000 - BK/Everns	1	2:03.613	4 Laps	2.439	70.86		
DNF	961	E	Jack SIM	Yamaha R6 - Platform Lift Engineers Ltd	0						
DNF	102	U	James FEARN	Suzuki GSXR1000 - Jwf tiling, palmer race skool, tr	0						
DNF	29	U	Cecil DINSMORE	Suzuki GSXR 1000 - KnC Motorsport	0						
DNF	193	U	Tony BOTTO	Suzuki GSXR 1000 K8 - TB Motorcycles	0						
DNF	6	E	Andrew FIRTH	Yamaha YZF-R1 - LTRmotorcycles.co.uk / Palmer	0						
DNF	223	E	Matthew MAY	Honda CBR600FY - Mays Racing	0						
DNF	228	E	Clive EMERSON	Honda CBR900 -	0						
DNF	137	E	Ricky WOODS	Suzuki GSXR 600 - KTS Vehicle Repairs	0						

FASTEST LAP

78	U	Jamie THOMAS	Suzuki GSXR 1000 - Team RubyRacing	2	1:45.050	83.38 mph	134.19 kph
1	E	Andrew SAUNDERS	Suzuki GSXR - SDC PERFORMANCE	4	1:49.290	80.15 mph	128.99 kph

Class U - 92.5% of Race Speed = 75.73 mph

Class E - 92.5% of Race Speed = 72.54 mph

Brands Hatch GP

Circuit Length = 2.4332 miles

Start: 17:58 Flag 18:06 End: 18:08

Weather / Track : Cloudy / Dry

These results are provisional until the conclusion of any judicial and technical matters.

Clerk Of Course :	Steward :	Timekeeper :
-------------------	-----------	--------------

Results can be found at www.tsl-timing.com

Printed - 18:09 Saturday, 03 October 2020



BMCRC - MRO Championships 2020 - Rnd 4 @ Brands Hatch GP

BMCRC Thunderbike Extreme & Ultra

RACE 17 - LAP CHART

LAP 1 @ 17:59:50.257

NO	BEHIND	LAP TIME
78		1:49.951
275	1.853	1:51.804
258	5.574	1:55.525
77	5.770	1:55.721
1	6.288	1:56.239
11	6.697	1:56.648
117	7.804	1:57.755
41	9.810	1:59.761
119	10.501	2:00.452
21	11.223	2:01.174
5	13.662	2:03.613
75	13.911	2:03.862
90	14.061	2:04.012
60	14.076	2:04.027
17	15.300	2:05.251
144	16.807	2:06.758
129	16.963	2:06.914
44	18.750	2:08.701
24	21.132	2:11.083
88	21.348	2:11.299
171	22.745	2:12.696
35	25.034	2:14.985
46	25.679	2:15.630

LAP 2 @ 18:01:35.307

NO	BEHIND	LAP TIME
78		1:45.050
275	6.358	1:49.555
258	7.176	1:46.652
1	12.751	1:51.513
117	14.212	1:51.458
77	14.317	1:53.597
11	15.873	1:54.226
41	20.755	1:55.995
60	23.223	1:54.197
119	23.951	1:58.500
75	24.103	1:55.242
17	26.412	1:56.162
90	26.464	1:57.453
144	27.474	1:55.717
129	28.814	1:56.901
24	36.048	1:59.966
44	36.307	2:02.607
88	46.916	2:10.618
171	47.613	2:09.918
35	48.410	2:08.426
46	49.885	2:09.256

LAP 3 @ 18:03:22.145

NO	BEHIND	LAP TIME
78		1:46.838
275	8.996	1:49.476
258	9.084	1:48.746
1	16.830	1:50.917
77	18.961	1:51.482
117	20.857	1:53.483
11	21.185	1:52.150
41	28.898	1:54.981
60	30.872	1:54.487
75	31.272	1:54.007
17	34.106	1:54.532

119	35.875	1:58.762
144	35.987	1:55.351
90	37.536	1:57.910
129	37.888	1:55.912
24	47.142	1:57.932
44	51.345	2:01.876
171	1:08.709	2:07.934
35	1:09.040	2:07.468
88	1:09.306	2:09.228
46	1:11.449	2:08.402

LAP 4 @ 18:05:08.461

NO	BEHIND	LAP TIME
78		1:46.316
258	8.024	1:45.256
275	12.294	1:49.614
1	19.804	1:49.290
77	22.767	1:50.122
117	27.322	1:52.781
11	28.061	1:53.192
41	35.900	1:53.318
75	36.055	1:51.099
60	37.746	1:53.190
17	40.757	1:52.967
144	42.099	1:52.428
119	46.659	1:57.100
129	46.833	1:55.261
90	47.396	1:56.176
24	58.118	1:57.292
44	1:04.730	1:59.701
35	1:25.809	2:03.085
171	1:28.124	2:05.731
46	1:32.636	2:07.503
88	1:32.743	2:09.753

LAP 5 @ 18:06:55.209

NO	BEHIND	LAP TIME
78		1:46.748
258	8.191	1:46.915
275	15.543	1:49.997
1	23.485	1:50.429
77	25.746	1:49.727
117	33.055	1:52.481
11	33.918	1:52.605
75	41.089	1:51.782
41	41.737	1:52.585
60	41.994	1:50.996
17	43.725	1:49.716
144	46.575	1:51.224
129	54.422	1:54.337
90	55.535	1:54.887
119	55.851	1:55.940
24	1:08.238	1:56.868
44	1:16.282	1:58.300
35	1:41.960	2:02.899
171	1:42.078	2:00.702
46	1:52.980	2:07.092
88	1:56.729	2:10.734

Weather / Track : Cloudy / Dry

Results can be found at www.tsl-timing.com

Brands Hatch GP

Circuit Length = 2.4332 miles

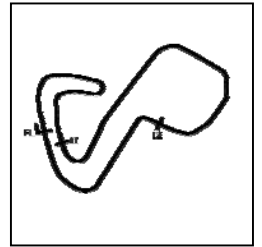
Start: 17:58 Flag 18:06 End: 18:08

Printed - 18:09 Saturday, 03 October 2020

BMCRC - MRO Championships 2020 - Rnd 4 @ Brands Hatch GP

BMCRC Thunderbike Extreme & Ultra

RACE 17 - SECTOR ANALYSIS



SECTOR 1 = FL to I1, SECTOR 2 = I1 to I2, SECTOR 3 = I2 to FL, DIFF = Difference To Personal Best Lap, P = Crossed Finish Line in Pit Lane, D = Time Disallowed

P1 78 U		Jamie THOMAS		Suzuki GSXR 1000 - Team RubyRacing			
IDEAL LAP TIME : 1:44.838		BEST LAP TIME : 1:45.050		DIFFERENCE : 0.212			
LAP	SECTOR 1	SECTOR 2	SECTOR 3	LAP TIME	MPH	DIFF	TIME OF DAY
1 -		46.843	24.487	1:49.951	79.66	4.901	17:59:50.257
2 -	33.700	47.055	24.295	1:45.050 (1)	83.38		18:01:35.307
3 -	34.599	47.555	24.684	1:46.838	81.99	1.788	18:03:22.145
4 -	34.109	47.611	24.596	1:46.316 (2)	82.39	1.266	18:05:08.461
5 -	34.527	47.619	24.602	1:46.748 (3)	82.06	1.698	18:06:55.209

P2 258 U		Ade FRIEND		Kawasaki ZX10R - Flying colours Motorcycle Training			
IDEAL LAP TIME : 1:45.255		BEST LAP TIME : 1:45.256		DIFFERENCE : 0.001			
LAP	SECTOR 1	SECTOR 2	SECTOR 3	LAP TIME	MPH	DIFF	TIME OF DAY
1 -		47.636	24.873	1:55.525	75.82	10.269	17:59:55.831
2 -	33.994	47.616	25.042	1:46.652 (2)	82.13	1.396	18:01:42.483
3 -	35.620	48.142	24.984	1:48.746	80.55	3.490	18:03:31.229
4 -	33.995	46.878	24.383	1:45.256 (1)	83.22		18:05:16.485
5 -	34.348	47.654	24.913	1:46.915 (3)	81.93	1.659	18:07:03.400

P3 275 U		Mark WILBY		Suzuki GSXR1000 -			
IDEAL LAP TIME : 1:47.494		BEST LAP TIME : 1:49.476		DIFFERENCE : 1.982			
LAP	SECTOR 1	SECTOR 2	SECTOR 3	LAP TIME	MPH	DIFF	TIME OF DAY
1 -		47.063	25.185	1:51.804	78.34	2.328	17:59:52.110
2 -	35.387	48.583	25.585	1:49.555 (2)	79.95	0.079	18:01:41.665
3 -	36.092	48.340	25.044	1:49.476 (1)	80.01		18:03:31.141
4 -	36.053	48.407	25.154	1:49.614 (3)	79.91	0.138	18:05:20.755
5 -	35.979	48.788	25.230	1:49.997	79.63	0.521	18:07:10.752

P4 1 E		Andrew SAUNDERS		Suzuki GSXR - SDC PERFORMANCE			
IDEAL LAP TIME : 1:49.290		BEST LAP TIME : 1:49.290		DIFFERENCE : 0.000			
LAP	SECTOR 1	SECTOR 2	SECTOR 3	LAP TIME	MPH	DIFF	TIME OF DAY
1 -		48.747	26.026	1:56.239	75.36	6.949	17:59:56.545
2 -	36.135	49.257	26.121	1:51.513	78.55	2.223	18:01:48.058
3 -	36.105	49.096	25.716	1:50.917 (3)	78.97	1.627	18:03:38.975
4 -	35.124	48.593	25.573	1:49.290 (1)	80.15		18:05:28.265
5 -	35.522	49.289	25.618	1:50.429 (2)	79.32	1.139	18:07:18.694

P5 77 E		David MAY		Suzuki GSXR 750 K1 - ELP Racing			
IDEAL LAP TIME : 1:49.455		BEST LAP TIME : 1:49.727		DIFFERENCE : 0.272			
LAP	SECTOR 1	SECTOR 2	SECTOR 3	LAP TIME	MPH	DIFF	TIME OF DAY
1 -		49.397	25.988	1:55.721	75.69	5.994	17:59:56.027
2 -	36.311	50.329	26.957	1:53.597	77.11	3.870	18:01:49.624
3 -	36.091	49.523	25.868	1:51.482 (3)	78.57	1.755	18:03:41.106
4 -	35.132	48.859	26.131	1:50.122 (2)	79.54	0.395	18:05:31.228
5 -	35.342	48.921	25.464	1:49.727 (1)	79.83		18:07:20.955

P6 117 E		Raymond STAGG		Suzuki K2 750 -			
IDEAL LAP TIME : 1:50.625		BEST LAP TIME : 1:51.458		DIFFERENCE : 0.833			
LAP	SECTOR 1	SECTOR 2	SECTOR 3	LAP TIME	MPH	DIFF	TIME OF DAY
1 -		50.255	25.559	1:57.755	74.38	6.297	17:59:58.061
2 -	35.876	49.332	26.250	1:51.458 (1)	78.59		18:01:49.519
3 -	36.562	50.725	26.196	1:53.483	77.19	2.025	18:03:43.002
4 -	35.759	50.407	26.615	1:52.781 (3)	77.67	1.323	18:05:35.783
5 -	35.734	50.406	26.341	1:52.481 (2)	77.87	1.023	18:07:28.264

Weather / Track : Cloudy / Dry

Brands Hatch GP

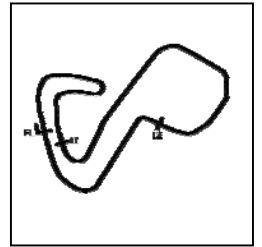
Circuit Length = 2.4332 miles

Start: 17:58 Flag 18:06 End: 18:08

BMCRC - MRO Championships 2020 - Rnd 4 @ Brands Hatch GP

BMCRC Thunderbike Extreme & Ultra

RACE 17 - SECTOR ANALYSIS



SECTOR 1 = FL to I1, SECTOR 2 = I1 to I2, SECTOR 3 = I2 to FL, DIFF = Difference To Personal Best Lap, P = Crossed Finish Line in Pit Lane, D = Time Disallowed

P7 11 U		Josh HARVEY		Yamaha R1 - NR Racing			
IDEAL LAP TIME : 1:51.164		BEST LAP TIME : 1:52.150		DIFFERENCE : 0.986			
LAP	SECTOR 1	SECTOR 2	SECTOR 3	LAP TIME	MPH	DIFF	TIME OF DAY
1 -		49.102	26.841	1:56.648	75.09	4.498	17:59:56.954
2 -	37.690	50.163	26.373	1:54.226	76.68	2.076	18:01:51.180
3 -	36.375	49.960	25.815	1:52.150 (1)	78.10		18:03:43.330
4 -	36.928	50.226	26.038	1:53.192 (3)	77.38	1.042	18:05:36.522
5 -	36.247	50.103	26.255	1:52.605 (2)	77.79	0.455	18:07:29.127

P8 75 E		Stewart MAY		Honda CBR600F3 - Too Many Mays Racing			
IDEAL LAP TIME : 1:50.732		BEST LAP TIME : 1:51.099		DIFFERENCE : 0.367			
LAP	SECTOR 1	SECTOR 2	SECTOR 3	LAP TIME	MPH	DIFF	TIME OF DAY
1 -		52.499	27.219	2:03.862	70.72	12.763	18:00:04.168
2 -	37.308	51.182	26.752	1:55.242	76.01	4.143	18:01:59.410
3 -	37.436	51.000	25.571	1:54.007 (3)	76.83	2.908	18:03:53.417
4 -	36.153	49.080	25.866	1:51.099 (1)	78.84		18:05:44.516
5 -	36.081	49.886	25.815	1:51.782 (2)	78.36	0.683	18:07:36.298

P9 41 U		David ABRAHAM		Yamaha R1 - Cambridge Motorcycles			
IDEAL LAP TIME : 1:52.280		BEST LAP TIME : 1:52.585		DIFFERENCE : 0.305			
LAP	SECTOR 1	SECTOR 2	SECTOR 3	LAP TIME	MPH	DIFF	TIME OF DAY
1 -		51.533	26.605	1:59.761	73.14	7.176	18:00:00.067
2 -	37.468	51.690	26.837	1:55.995	75.51	3.410	18:01:56.062
3 -	37.484	50.847	26.650	1:54.981 (3)	76.18	2.396	18:03:51.043
4 -	36.829	50.383	26.106	1:53.318 (2)	77.30	0.733	18:05:44.361
5 -	37.134	49.434	26.017	1:52.585 (1)	77.80		18:07:36.946

P10 60 U		Liam McCARTER		Yamaha R1 -			
IDEAL LAP TIME : 1:50.816		BEST LAP TIME : 1:50.996		DIFFERENCE : 0.180			
LAP	SECTOR 1	SECTOR 2	SECTOR 3	LAP TIME	MPH	DIFF	TIME OF DAY
1 -		51.501	26.764	2:04.027	70.62	13.031	18:00:04.333
2 -	37.731	50.009	26.457	1:54.197 (3)	76.70	3.201	18:01:58.530
3 -	37.723	50.368	26.396	1:54.487	76.51	3.491	18:03:53.017
4 -	37.902	49.586	25.702	1:53.190 (2)	77.39	2.194	18:05:46.207
5 -	36.274	48.840	25.882	1:50.996 (1)	78.92		18:07:37.203

P11 17 U		Jordan KILLWORTH		Kawasaki ZX-10R -			
IDEAL LAP TIME : 1:49.641		BEST LAP TIME : 1:49.716		DIFFERENCE : 0.075			
LAP	SECTOR 1	SECTOR 2	SECTOR 3	LAP TIME	MPH	DIFF	TIME OF DAY
1 -		53.014	27.049	2:05.251	69.93	15.535	18:00:05.557
2 -	37.753	51.358	27.051	1:56.162	75.41	6.446	18:02:01.719
3 -	37.250	51.369	25.913	1:54.532 (3)	76.48	4.816	18:03:56.251
4 -	36.344	50.936	25.687	1:52.967 (2)	77.54	3.251	18:05:49.218
5 -	35.454	48.500	25.762	1:49.716 (1)	79.84		18:07:38.934

P12 144 E		Denzil DAVIES		Suzuki GSXR 750 - Advanced Mouldings Ltd			
IDEAL LAP TIME : 1:51.224		BEST LAP TIME : 1:51.224		DIFFERENCE : 0.000			
LAP	SECTOR 1	SECTOR 2	SECTOR 3	LAP TIME	MPH	DIFF	TIME OF DAY
1 -		52.473	26.914	2:06.758	69.10	15.534	18:00:07.064
2 -	37.314	51.803	26.600	1:55.717	75.70	4.493	18:02:02.781
3 -	37.517	51.326	26.508	1:55.351 (3)	75.94	4.127	18:03:58.132
4 -	36.765	49.995	25.668	1:52.428 (2)	77.91	1.204	18:05:50.560
5 -	36.148	49.586	25.490	1:51.224 (1)	78.75		18:07:41.784

Weather / Track : Cloudy / Dry

Brands Hatch GP

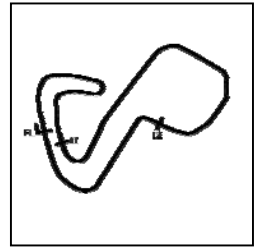
Circuit Length = 2.4332 miles

Start: 17:58 Flag 18:06 End: 18:08

BMCRC - MRO Championships 2020 - Rnd 4 @ Brands Hatch GP

BMCRC Thunderbike Extreme & Ultra

RACE 17 - SECTOR ANALYSIS



SECTOR 1 = FL to I1, SECTOR 2 = I1 to I2, SECTOR 3 = I2 to FL, DIFF = Difference To Personal Best Lap, P = Crossed Finish Line in Pit Lane, D = Time Disallowed

P13 129 E		Derek CRIPPS		Yamaha R1 - Kelly Cripps			
IDEAL LAP TIME : 1:53.701		BEST LAP TIME : 1:54.337		DIFFERENCE : 0.636			
LAP	SECTOR 1	SECTOR 2	SECTOR 3	LAP TIME	MPH	DIFF	TIME OF DAY
1 -		52.592	28.592	2:06.914	69.02	12.577	18:00:07.220
2 -	37.608	52.066	27.227	1:56.901	74.93	2.564	18:02:04.121
3 -	36.967	51.509	27.436	1:55.912 (3)	75.57	1.575	18:04:00.033
4 -	36.821	51.803	26.637	1:55.261 (2)	76.00	0.924	18:05:55.294
5 -	36.256	50.808	27.273	1:54.337 (1)	76.61		18:07:49.631

P14 90 U		Edward WATSON		Suzuki GSXR 1000 - Motorsportdays.com TEA Time Racing			
IDEAL LAP TIME : 1:54.887		BEST LAP TIME : 1:54.887		DIFFERENCE : 0.000			
LAP	SECTOR 1	SECTOR 2	SECTOR 3	LAP TIME	MPH	DIFF	TIME OF DAY
1 -		51.502	27.660	2:04.012	70.63	9.125	18:00:04.318
2 -	38.619	51.504	27.330	1:57.453 (3)	74.58	2.566	18:02:01.771
3 -	38.468	52.048	27.394	1:57.910	74.29	3.023	18:03:59.681
4 -	38.393	50.882	26.901	1:56.176 (2)	75.40	1.289	18:05:55.857
5 -	37.994	50.176	26.717	1:54.887 (1)	76.24		18:07:50.744

P15 119 E		Simon HEALEY		Yamaha R1 - Popular Tyres Limited			
IDEAL LAP TIME : 1:54.722		BEST LAP TIME : 1:55.940		DIFFERENCE : 1.218			
LAP	SECTOR 1	SECTOR 2	SECTOR 3	LAP TIME	MPH	DIFF	TIME OF DAY
1 -		50.993	26.028	2:00.452	72.72	4.512	18:00:00.758
2 -	38.346	52.502	27.652	1:58.500 (3)	73.92	2.560	18:01:59.258
3 -	38.378	53.764	26.620	1:58.762	73.75	2.822	18:03:58.020
4 -	38.523	51.719	26.858	1:57.100 (2)	74.80	1.160	18:05:55.120
5 -	37.701	51.622	26.617	1:55.940 (1)	75.55		18:07:51.060

P16 24 E		Mark REYNOLDS		Aprilia MILLE -			
IDEAL LAP TIME : 1:56.479		BEST LAP TIME : 1:56.868		DIFFERENCE : 0.389			
LAP	SECTOR 1	SECTOR 2	SECTOR 3	LAP TIME	MPH	DIFF	TIME OF DAY
1 -		54.737	28.542	2:11.083	66.82	14.215	18:00:11.389
2 -	38.984	53.766	27.216	1:59.966	73.01	3.098	18:02:11.355
3 -	38.615	52.599	26.718	1:57.932 (3)	74.27	1.064	18:04:09.287
4 -	38.118	52.365	26.809	1:57.292 (2)	74.68	0.424	18:06:06.579
5 -	37.776	51.985	27.107	1:56.868 (1)	74.95		18:08:03.447

P17 44 E		Tony PARKER		Yamaha R1 - Emerald Elevators/PriceLess Copiers			
IDEAL LAP TIME : 1:58.193		BEST LAP TIME : 1:58.300		DIFFERENCE : 0.107			
LAP	SECTOR 1	SECTOR 2	SECTOR 3	LAP TIME	MPH	DIFF	TIME OF DAY
1 -		54.293	27.630	2:08.701	68.06	10.401	18:00:09.007
2 -	38.956	55.250	28.401	2:02.607	71.44	4.307	18:02:11.614
3 -	39.546	54.356	27.974	2:01.876 (3)	71.87	3.576	18:04:13.490
4 -	37.432	54.165	28.104	1:59.701 (2)	73.18	1.401	18:06:13.191
5 -	37.539	53.263	27.498	1:58.300 (1)	74.04		18:08:11.491

P18 35 E		Stephen HARVEY		Yamaha YZF R1 -			
IDEAL LAP TIME : 2:02.480		BEST LAP TIME : 2:02.899		DIFFERENCE : 0.419			
LAP	SECTOR 1	SECTOR 2	SECTOR 3	LAP TIME	MPH	DIFF	TIME OF DAY
1 -		57.094	29.073	2:14.985	64.89	12.086	18:00:15.291
2 -	42.474	56.875	29.077	2:08.426	68.20	5.527	18:02:23.717
3 -	41.791	56.430	29.247	2:07.468 (3)	68.72	4.569	18:04:31.185
4 -	40.089	54.598	28.398	2:03.085 (2)	71.16	0.186	18:06:34.270
5 -	40.508	54.152	28.239	2:02.899 (1)	71.27		18:08:37.169

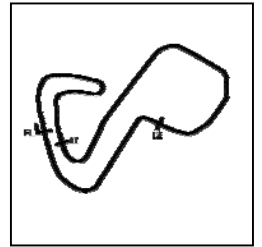
Weather / Track : Cloudy / Dry

Brands Hatch GP
Circuit Length = 2.4332 miles
Start: 17:58 Flag 18:06 End: 18:08

BMCRC - MRO Championships 2020 - Rnd 4 @ Brands Hatch GP

BMCRC Thunderbike Extreme & Ultra

RACE 17 - SECTOR ANALYSIS



SECTOR 1 = FL to I1, SECTOR 2 = I1 to I2, SECTOR 3 = I2 to FL, DIFF = Difference To Personal Best Lap, P = Crossed Finish Line in Pit Lane, D = Time Disallowed

P19 171 E		Daniel GIBBS		Suzuki GSXR 750 Y - Thomas Racing			
IDEAL LAP TIME : 2:00.702		BEST LAP TIME : 2:00.702		DIFFERENCE : 0.000			
LAP	SECTOR 1	SECTOR 2	SECTOR 3	LAP TIME	MPH	DIFF	TIME OF DAY
1 -		55.008	29.122	2:12.696	66.01	11.994	18:00:13.002
2 -	43.174	57.369	29.375	2:09.918	67.42	9.216	18:02:22.920
3 -	42.346	56.258	29.330	2:07.934 (3)	68.47	7.232	18:04:30.854
4 -	41.867	55.330	28.534	2:05.731 (2)	69.67	5.029	18:06:36.585
5 -	40.045	53.387	27.270	2:00.702 (1)	72.57		18:08:37.287

P20 46 E		Adrian DRAPER		Suzuki GSXR 750 - droopy racing uk			
IDEAL LAP TIME : 2:06.606		BEST LAP TIME : 2:07.092		DIFFERENCE : 0.486			
LAP	SECTOR 1	SECTOR 2	SECTOR 3	LAP TIME	MPH	DIFF	TIME OF DAY
1 -		56.351	30.038	2:15.630	64.58	8.538	18:00:15.936
2 -	42.976	57.130	29.150	2:09.256	67.77	2.164	18:02:25.192
3 -	41.947	57.060	29.395	2:08.402 (3)	68.22	1.310	18:04:33.594
4 -	41.389	56.455	29.659	2:07.503 (2)	68.70	0.411	18:06:41.097
5 -	41.743	56.483	28.866	2:07.092 (1)	68.92		18:08:48.189

P21 88 E		George PRINOS		Ducati 996 - KAPPA PLANNING LTD			
IDEAL LAP TIME : 2:05.339		BEST LAP TIME : 2:09.228		DIFFERENCE : 3.889			
LAP	SECTOR 1	SECTOR 2	SECTOR 3	LAP TIME	MPH	DIFF	TIME OF DAY
1 -		54.751	29.789	2:11.299	66.71	2.071	18:00:11.605
2 -	41.368	58.581	30.669	2:10.618 (3)	67.06	1.390	18:02:22.223
3 -	40.998	57.705	30.525	2:09.228 (1)	67.78		18:04:31.451
4 -	40.799	58.455	30.499	2:09.753 (2)	67.51	0.525	18:06:41.204
5 -	42.134	57.877	30.723	2:10.734	67.00	1.506	18:08:51.938

P22 21 U		Danny BRENNAN		Yamaha R1 - Greenplantuk			
IDEAL LAP TIME : 2:00.584		BEST LAP TIME :		DIFFERENCE :			
LAP	SECTOR 1	SECTOR 2	SECTOR 3	LAP TIME	MPH	DIFF	TIME OF DAY
1 -		52.035	27.263	2:01.174	72.29		18:00:01.480

P23 5 U		Stacey KILLWORTH		Suzuki GSXR 1000 - BK/Everns			
IDEAL LAP TIME :		BEST LAP TIME :		DIFFERENCE :			
LAP	SECTOR 1	SECTOR 2	SECTOR 3	LAP TIME	MPH	DIFF	TIME OF DAY
1 -				2:03.613	70.86		18:00:03.919

BMCRC - MRO Championships 2020 - Rnd 4 @ Brands Hatch GP

BMCRC Thunderbike Extreme & Ultra

RACE 17 - BEST SECTORS

SECTOR 1			SECTOR 2			SECTOR 3			IDEAL / BEST COMPARISON						
POS	NO	NAME	TIME	NO	NAME	TIME	NO	NAME	TIME	POS	NO	NAME	IDEAL	BEST	DIFF
													PERFECT LAP	1:44.838	
1	78	THOMAS	33.700	78	THOMAS	46.843	78	THOMAS	24.295	1	78	THOMAS	1:44.838	1:45.050	0.212
2	258	FRIEND	33.994	258	FRIEND	46.878	258	FRIEND	24.383	2	258	FRIEND	1:45.255	1:45.256	0.001
3	1	SAUNDERS	35.124	275	WILBY	47.063	275	WILBY	25.044	3	275	WILBY	1:47.494	1:49.476	1.982
4	77	MAY	35.132	17	KILLWORTH	48.500	77	MAY	25.464	4	1	SAUNDERS	1:49.290	1:49.290	0.000
5	275	WILBY	35.387	1	SAUNDERS	48.593	144	DAVIES	25.490	5	77	MAY	1:49.455	1:49.727	0.272
6	17	KILLWORTH	35.454	60	McCARTER	48.840	117	STAGG	25.559	6	17	KILLWORTH	1:49.641	1:49.716	0.075
7	117	STAGG	35.734	77	MAY	48.859	75	MAY	25.571	7	117	STAGG	1:50.625	1:51.458	0.833
8	75	MAY	36.081	75	MAY	49.080	1	SAUNDERS	25.573	8	75	MAY	1:50.732	1:51.099	0.367
9	144	DAVIES	36.148	11	HARVEY	49.102	17	KILLWORTH	25.687	9	60	McCARTER	1:50.816	1:50.996	0.180
10	11	HARVEY	36.247	117	STAGG	49.332	60	McCARTER	25.702	10	11	HARVEY	1:51.164	1:52.150	0.986
11	129	CRIPPS	36.256	41	ABRAHAM	49.434	11	HARVEY	25.815	11	144	DAVIES	1:51.224	1:51.224	0.000
12	60	McCARTER	36.274	144	DAVIES	49.586	41	ABRAHAM	26.017	12	41	ABRAHAM	1:52.280	1:52.585	0.305
13	41	ABRAHAM	36.829	90	WATSON	50.176	119	HEALEY	26.028	13	129	CRIPPS	1:53.701	1:54.337	0.636
14	44	PARKER	37.432	129	CRIPPS	50.808	129	CRIPPS	26.637	14	119	HEALEY	1:54.722	1:55.940	1.218
15	119	HEALEY	37.701	119	HEALEY	50.993	90	WATSON	26.717	15	90	WATSON	1:54.887	1:54.887	0.000
16	24	REYNOLDS	37.776	24	REYNOLDS	51.985	24	REYNOLDS	26.718	16	24	REYNOLDS	1:56.479	1:56.868	0.389
17	90	WATSON	37.994	6	FIRTH	51.986	21	BRENNAN	27.263	17	44	PARKER	1:58.193	1:58.300	0.107
18	171	GIBBS	40.045	21	BRENNAN	52.035	171	GIBBS	27.270	18	21	BRENNAN	2:00.584		
19	35	HARVEY	40.089	102	FEARN	52.045	44	PARKER	27.498	19	171	GIBBS	2:00.702	2:00.702	0.000
20	88	PRINOS	40.799	44	PARKER	53.263	35	HARVEY	28.239	20	35	HARVEY	2:02.480	2:02.899	0.419
21	21	BRENNAN	41.286	193	BOTTO	53.297	46	DRAPER	28.866	21	88	PRINOS	2:05.339	2:09.228	3.889
22	46	DRAPER	41.389	171	GIBBS	53.387	88	PRINOS	29.789	22	46	DRAPER	2:06.606	2:07.092	0.486
23				35	HARVEY	54.152				23	5	KILLWORTH			
24				88	PRINOS	54.751									
25				46	DRAPER	56.351									
26															
27															
28															
29															
30															
31															

Weather / Track : Cloudy / Dry

Results can be found at www.tsl-timing.com

Brands Hatch GP

Circuit Length = 2.4332 miles

Start: 17:58 Flag 18:06 End: 18:08

Printed - 18:10 Saturday, 03 October 2020

BMCRC - MRO Championships 2020 - Rnd 4 @ Brands Hatch GP

BMCRC Thunderbike Extreme & Ultra

RACE 17 - STATISTICS

Competitors Started 27
Planned Start 2020-10-03 @ 17:20:00.000
Actual Start 2020-10-03 @ 17:58:00.305
Finish Time 2020-10-03 @ 18:06:55.208
Track Length 2.4332mi.
Total Laps 107
Total Distance Covered 260.3619mi.

Session Fastest Lap History

NO	CL	NAME	LAP TIME	TIME OF DAY	LAP	VEHICLE
78	U	Jamie THOMAS	1:45.050	18:01:35.338	2	Suzuki GSXR 1000

Session Leader History

NO	CL	NAME	FROM LAP	LAPS LED	DISTANCE	VEHICLE
78	U	Jamie THOMAS	1	5	12.16 miles	Suzuki GSXR 1000

Flag History

TYPE	TIME OF DAY
GREEN	17:58:00.305
FINISH	18:06:55.208

Flag Statistics

TYPE	COUNT	TOTAL LAPS	TOTAL TIME
Green	1	5	10:55.105
Red	0	0	0.000
Safety Car	0	0	0.000
FCY	0	0	0.000

BMCRC - MRO Championships 2020 - Rnd 4 @ Brands Hatch GP

BMCRC Thunderbike Extreme & Ultra

RACE 17 - STATISTICS

CLASS : E

15 Starters

Fastest Lap History

NO	NAME	LAP TIME	TIME OF DAY	LAP	VEHICLE
1	Andrew SAUNDERS	1:51.513	18:01:48.083	2	Suzuki GSXR
117	Raymond STAGG	1:51.458	18:01:49.557	2	Suzuki K2 750
1	Andrew SAUNDERS	1:50.917	18:03:38.999	3	Suzuki GSXR
1	Andrew SAUNDERS	1:49.290	18:05:28.289	4	Suzuki GSXR

Leader History

NO	NAME	FROM LAP	LAPS LED	DISTANCE	VEHICLE
77	David MAY	1	1	2.43 miles	Suzuki GSXR 750 K1
1	Andrew SAUNDERS	2	4	9.73 miles	Suzuki GSXR

BMCRC - MRO Championships 2020 - Rnd 4 @ Brands Hatch GP

BMCRC Thunderbike Extreme & Ultra

RACE 17 - STATISTICS

CLASS : U

12 Starters

Fastest Lap History

NO	NAME	LAP TIME	TIME OF DAY	LAP	VEHICLE
78	Jamie THOMAS	1:45.050	18:01:35.338	2	Suzuki GSXR 1000

Leader History

NO	NAME	FROM LAP	LAPS LED	DISTANCE	VEHICLE
78	Jamie THOMAS	1	5	12.16 miles	Suzuki GSXR 1000

BMCRC - MRO Championships 2020 - Rnd 4 @ Brands Hatch GP

BMCRC Thunderbike Extreme & Ultra

RACE 7 - GRID (6 Laps)



ROW 12	36	23	Justin ROSE	35	53	Patrick MILLS	34	43	Richard WILLISHER	
ROW 11		33	139	Rob MARLEY	32	234	Donald GILBERT	31	137	Ricky WOODS
ROW 10	30	228	Clive EMERSON	29	223	Matthew MAY	28	6	Andrew FIRTH	
ROW 9		27	193	Tony BOTTO	26	29	Cecil DINSMORE	25	102	James FEARN
ROW 8	24	961	Jack SIM	23	5	Stacey KILLWORTH	22	21	Danny BRENNAN	
ROW 7		21	88	George PRINOS	20	46	Adrian DRAPER	19	35	Stephen HARVEY
ROW 6	18	171	Daniel GIBBS	17	44	Tony PARKER	16	24	Mark REYNOLDS	
ROW 5		15	119	Simon HEALEY	14	90	Edward WATSON	13	129	Derek CRIPPS
ROW 4	12	41	David ABRAHAM	11	11	Josh HARVEY	10	117	Raymond STAGG	
ROW 3		9	144	Denzil DAVIES	8	75	Stewart MAY	7	60	Liam McCARTER
ROW 2	6	77	David MAY	5	17	Jordan KILLWORTH	4	275	Mark WILBY	
ROW 1		3	1	Andrew SAUNDERS	2	258	Ande FRIEND	1	78	Jamie THOMAS
									Pole	

Brands Hatch GP
Circuit Length = 2.4332 miles

These results are provisional until the conclusion of any judicial and technical matters.

Clerk Of Course :	Steward :	Timekeeper :
-------------------	-----------	--------------

Results can be found at www.tsl-timing.com

Printed - 18:12 Saturday, 03 October 2020



BMCRC - MRO Championships 2020 - Rnd 4 @ Brands Hatch GP

BMCRC Thunderbike Extreme & Ultra

RACE 7 - CLASSIFICATION



POS	NO	CL	PIC NAME	ENTRY	LAPS	TIME	GAP	DIFF	MPH	BEST	ON
1	1	E	1 Andrew SAUNDERS	Suzuki GSXR - SDC PERFORMANCE	5	9:16.027			78.77	1:49.654	3
2	78	U	1 Jamie THOMAS	Suzuki GSXR 1000 - Team RubyRacing	5	9:27.598	11.571	11.571	77.16	1:51.293	5
3	77	E	2 David MAY	Suzuki GSXR 750 K1 - ELP Racing	5	9:45.070	29.043	17.472	74.86	1:54.000	2
4	223	E	3 Matthew MAY	Honda CBR600FY - Mays Racing	5	9:47.827	31.800	2.757	74.51	1:54.351	4
5	5	U	2 Stacey KILLWORTH	Suzuki GSXR 1000 - BK/Everns	5	9:48.790	32.763	0.963	74.38	1:53.005	5
6	60	U	3 Liam McCARTER	Yamaha R1 -	5	9:49.424	33.397	0.634	74.30	1:55.110	3
7	11	U	4 Josh HARVEY	Yamaha R1 - NR Racing	5	9:52.655	36.628	3.231	73.90	1:56.158	4
8	117	E	4 Raymond STAGG	Suzuki K2 750 -	5	9:53.826	37.799	1.171	73.75	1:55.792	4
9	119	E	5 Simon HEALEY	Yamaha R1 - Popular Tyres Limited	5	10:03.453	47.426	9.627	72.58	1:57.038	5
10	129	E	6 Derek CRIPPS	Yamaha R1 - Kelly Cripps	5	10:04.769	48.742	1.316	72.42	1:56.428	3
11	961	E	7 Jack SIM	Yamaha R6 - Platform Lift Engineers Ltd	5	10:07.092	51.065	2.323	72.14	1:58.281	5
12	41	U	5 David ABRAHAM	Yamaha R1 - Cambridge Motorcycles	5	10:07.831	51.804	0.739	72.05	1:58.559	4
13	75	E	8 Stewart MAY	Honda CBR600F3 - Too Many Mays Racing	5	10:07.868	51.841	0.037	72.05	1:57.672	2
14	6	E	9 Andrew FIRTH	Yamaha YZF-R1 - LTRmotorcycles.co.uk / Palmer	5	10:13.068	57.041	5.200	71.44	1:57.926	4
15	21	U	6 Danny BRENNAN	Yamaha R1 - Greenplantuk	5	10:21.845	1:05.818	8.777	70.43	2:01.694	5
16	228	E	10 Clive EMERSON	Honda CBR900 -	5	10:26.481	1:10.454	4.636	69.91	2:00.623	5
17	144	E	11 Denzil DAVIES	Suzuki GSXR 750 - Advanced Mouldings Ltd	5	10:28.096	1:12.069	1.615	69.73	2:03.184	5
18	44	E	12 Tony PARKER	Yamaha R1 - Emerald Elevators/PriceLess Copiers	5	11:04.564	1:48.537	36.468	65.90	2:09.595	2
19	35	E	13 Stephen HARVEY	Yamaha YZF R1 -	5	11:23.179	2:07.152	18.615	64.11	2:12.979	4
20	137	E	14 Ricky WOODS	Suzuki GSXR 600 - KTS Vehicle Repairs	5	11:30.044	2:14.017	6.865	63.47	2:14.646	4
21	24	E	15 Mark REYNOLDS	Aprilia MILLE -	4	9:18.780	1 Lap	1 Lap	62.70	2:15.765	4
22	88	E	16 George PRINOS	Ducati 996 - KAPPA PLANNING LTD	4	10:12.550	1 Lap	53.770	57.20	2:30.339	2

NOT CLASSIFIED

DNF	258	U	Ande FRIEND	Kawasaki ZX10R - Flying colours Motorcycle Trainir	4	7:54.270	1 Lap		73.88	1:51.694	2
DNF	17	U	Jordan KILLWORTH	Kawasaki ZX-10R -	1	2:06.893	4 Laps	3 Laps	69.03		
DNF	275	U	Mark WILBY	Suzuki GSXR1000 -	0						
DNF	90	U	Edward WATSON	Suzuki GSXR 1000 - Motorsportdays.com TEA Tim	0						

FASTEST LAP

	1	E	Andrew SAUNDERS	Suzuki GSXR - SDC PERFORMANCE	3	1:49.654			79.88 mph	128.56 kph	
	78	U	Jamie THOMAS	Suzuki GSXR 1000 - Team RubyRacing	5	1:51.293			78.70 mph	126.67 kph	

Class E - 92.5% of Race Speed = 72.86 mph

Class U - 92.5% of Race Speed = 71.37 mph

Brands Hatch GP

Circuit Length = 2.4332 miles

Start: 13:01 Flag 13:11 End: 13:13

Weather / Track : Cloudy / Wet

These results are provisional until the conclusion of any judicial and technical matters.

Clerk Of Course :	Steward :	Timekeeper :

Results can be found at www.tsl-timing.com

Printed - 13:13 Sunday, 04 October 2020



BMCRC - MRO Championships 2020 - Rnd 4 @ Brands Hatch GP

BMCRC Thunderbike Extreme & Ultra

RACE 7 - LAP CHART

LAP 1 @ 13:03:55.196

NO	BEHIND	LAP TIME
1		1:55.677
78	2.272	1:57.949
258	2.925	1:58.602
77	5.899	2:01.576
60	8.770	2:04.447
11	9.260	2:04.937
117	9.557	2:05.234
17	11.216	2:06.893
75	11.463	2:07.140
41	12.057	2:07.734
961	12.263	2:07.940
223	12.386	2:08.063
119	13.734	2:09.411
129	14.451	2:10.128
144	16.548	2:12.225
5	17.126	2:12.803
6	17.352	2:13.029
21	17.597	2:13.274
228	19.563	2:15.240
44	24.027	2:19.704
35	27.339	2:23.016
137	27.430	2:23.107
24	31.036	2:26.713
88	40.290	2:35.967

LAP 2 @ 13:05:45.832

NO	BEHIND	LAP TIME
1		1:50.636
78	3.608	1:51.972
258	3.983	1:51.694
77	9.263	1:54.000
60	14.792	1:56.658
11	15.762	1:57.138
117	16.704	1:57.783
223	17.802	1:56.052
75	18.499	1:57.672
119	22.090	1:58.992
5	22.735	1:56.245
961	24.217	2:02.590
129	24.670	2:00.855
41	25.231	2:03.810
21	29.054	2:02.093
6	30.082	2:03.366
144	30.630	2:04.718
228	32.610	2:03.683
44	42.986	2:09.595
35	54.257	2:17.554
137	54.542	2:17.748
24	59.143	2:18.743
88	1:19.993	2:30.339

LAP 3 @ 13:07:35.486

NO	BEHIND	LAP TIME
1		1:49.654
78	6.604	1:52.650
258	7.045	1:52.716
77	15.002	1:55.393
60	20.248	1:55.110
11	22.471	1:56.363
117	23.066	1:56.016
223	23.136	1:54.988

5	26.673	1:53.592
75	29.883	2:01.038
119	30.917	1:58.481
129	31.444	1:56.428
961	34.079	1:59.516
41	34.520	1:58.943
6	40.548	2:00.120
21	42.024	2:02.624
144	45.324	2:04.348
228	46.633	2:03.677
44	1:05.383	2:12.051
35	1:20.977	2:16.374
137	1:21.598	2:16.710
24	1:27.048	2:17.559

LAP 4 @ 13:09:25.291

NO	BEHIND	LAP TIME
1		1:49.805
78	10.533	1:53.734
88	1 Lap	2:32.722
77	22.002	1:56.805
60	26.700	1:56.257
223	27.682	1:54.351
258	28.498	2:11.258
11	28.824	1:56.158
117	29.053	1:55.792
5	30.013	1:53.145
129	39.465	1:57.826
119	40.643	1:59.531
75	41.327	2:01.249
961	43.039	1:58.765
41	43.274	1:58.559
6	48.669	1:57.926
21	54.379	2:02.160
144	59.140	2:03.621
228	1:00.086	2:03.258
44	1:27.161	2:11.583
35	1:44.151	2:12.979
137	1:46.439	2:14.646

LAP 5 @ 13:11:15.546

NO	BEHIND	LAP TIME
1		1:50.255
24	1 Lap	2:15.765
78	11.571	1:51.293
77	29.043	1:57.296
223	31.800	1:54.373
5	32.763	1:53.005
60	33.397	1:56.952
11	36.628	1:58.059
117	37.799	1:59.001
119	47.426	1:57.038
129	48.742	1:59.532
961	51.065	1:58.281
41	51.804	1:58.785
75	51.841	2:00.769
88	1 Lap	2:33.522
6	57.041	1:58.627
21	1:05.818	2:01.694
228	1:10.454	2:00.623
144	1:12.069	2:03.184
44	1:48.537	2:11.631
35	2:07.152	2:13.256
137	2:14.017	2:17.833

Weather / Track : Cloudy / Wet

Results can be found at www.tsl-timing.com

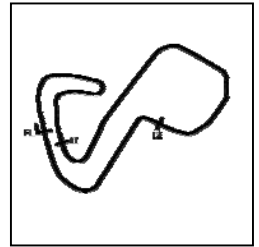
Brands Hatch GP
Circuit Length = 2.4332 miles
Start: 13:01 Flag 13:11 End: 13:13

Printed - 13:14 Sunday, 04 October 2020

BMCRC - MRO Championships 2020 - Rnd 4 @ Brands Hatch GP

BMCRC Thunderbike Extreme & Ultra

RACE 7 - SECTOR ANALYSIS



SECTOR 1 = FL to I1, SECTOR 2 = I1 to I2, SECTOR 3 = I2 to FL, DIFF = Difference To Personal Best Lap, P = Crossed Finish Line in Pit Lane, D = Time Disallowed

P1		1 E		Andrew SAUNDERS		Suzuki GSXR - SDC PERFORMANCE	
IDEAL LAP TIME : 1:49.156		BEST LAP TIME : 1:49.654		DIFFERENCE : 0.498			
LAP	SECTOR 1	SECTOR 2	SECTOR 3	LAP TIME	MPH	DIFF	TIME OF DAY
1 -		49.560	25.725	1:55.677	75.72	6.023	13:03:55.196
2 -	35.872	48.817	25.947	1:50.636	79.17	0.982	13:05:45.832
3 -	35.655	48.862	25.137	1:49.654 (1)	79.88		13:07:35.486
4 -	35.290	48.748	25.767	1:49.805 (2)	79.77	0.151	13:09:25.291
5 -	35.271	48.942	26.042	1:50.255 (3)	79.45	0.601	13:11:15.546

P2		78 U		Jamie THOMAS		Suzuki GSXR 1000 - Team RubyRacing	
IDEAL LAP TIME : 1:51.293		BEST LAP TIME : 1:51.293		DIFFERENCE : 0.000			
LAP	SECTOR 1	SECTOR 2	SECTOR 3	LAP TIME	MPH	DIFF	TIME OF DAY
1 -		50.084	25.751	1:57.949	74.26	6.656	13:03:57.468
2 -	35.830	50.161	25.981	1:51.972 (2)	78.23	0.679	13:05:49.440
3 -	35.873	50.586	26.191	1:52.650 (3)	77.76	1.357	13:07:42.090
4 -	36.030	50.666	27.038	1:53.734	77.02	2.441	13:09:35.824
5 -	35.830	49.715	25.748	1:51.293 (1)	78.70		13:11:27.117

P3		77 E		David MAY		Suzuki GSXR 750 K1 - ELP Racing	
IDEAL LAP TIME : 1:54.000		BEST LAP TIME : 1:54.000		DIFFERENCE : 0.000			
LAP	SECTOR 1	SECTOR 2	SECTOR 3	LAP TIME	MPH	DIFF	TIME OF DAY
1 -		51.988	26.923	2:01.576	72.05	7.576	13:04:01.095
2 -	36.690	50.856	26.454	1:54.000 (1)	76.84		13:05:55.095
3 -	37.210	51.362	26.821	1:55.393 (2)	75.91	1.393	13:07:50.488
4 -	37.842	51.915	27.048	1:56.805 (3)	74.99	2.805	13:09:47.293
5 -	38.373	52.067	26.856	1:57.296	74.68	3.296	13:11:44.589

P4		223 E		Matthew MAY		Honda CBR600FY - Mays Racing	
IDEAL LAP TIME : 1:53.830		BEST LAP TIME : 1:54.351		DIFFERENCE : 0.521			
LAP	SECTOR 1	SECTOR 2	SECTOR 3	LAP TIME	MPH	DIFF	TIME OF DAY
1 -		53.276	26.904	2:08.063	68.40	13.712	13:04:07.582
2 -	37.986	51.722	26.344	1:56.052	75.48	1.701	13:06:03.634
3 -	37.433	50.799	26.756	1:54.988 (3)	76.18	0.637	13:07:58.622
4 -	36.886	50.879	26.586	1:54.351 (1)	76.60		13:09:52.973
5 -	37.429	50.668	26.276	1:54.373 (2)	76.59	0.022	13:11:47.346

P5		5 U		Stacey KILLWORTH		Suzuki GSXR 1000 - BK/Everns	
IDEAL LAP TIME : 1:52.784		BEST LAP TIME : 1:53.005		DIFFERENCE : 0.221			
LAP	SECTOR 1	SECTOR 2	SECTOR 3	LAP TIME	MPH	DIFF	TIME OF DAY
1 -		52.532	27.075	2:12.803	65.96	19.798	13:04:12.322
2 -	37.525	52.302	26.418	1:56.245	75.35	3.240	13:06:08.567
3 -	36.552	50.960	26.080	1:53.592 (3)	77.11	0.587	13:08:02.159
4 -	36.612	50.598	25.935	1:53.145 (2)	77.42	0.140	13:09:55.304
5 -	36.773	50.459	25.773	1:53.005 (1)	77.51		13:11:48.309

P6		60 U		Liam McCARTER		Yamaha R1 -	
IDEAL LAP TIME : 1:54.869		BEST LAP TIME : 1:55.110		DIFFERENCE : 0.241			
LAP	SECTOR 1	SECTOR 2	SECTOR 3	LAP TIME	MPH	DIFF	TIME OF DAY
1 -		53.353	27.459	2:04.447	70.39	9.337	13:04:03.966
2 -	38.164	51.794	26.700	1:56.658 (3)	75.08	1.548	13:06:00.624
3 -	36.954	51.338	26.818	1:55.110 (1)	76.09		13:07:55.734
4 -	37.294	51.215	27.748	1:56.257 (2)	75.34	1.147	13:09:51.991
5 -	37.555	52.441	26.956	1:56.952	74.90	1.842	13:11:48.943

Weather / Track : Cloudy / Wet

Brands Hatch GP

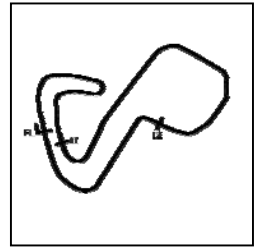
Circuit Length = 2.4332 miles

Start: 13:01 Flag 13:11 End: 13:13

BMCRC - MRO Championships 2020 - Rnd 4 @ Brands Hatch GP

BMCRC Thunderbike Extreme & Ultra

RACE 7 - SECTOR ANALYSIS



SECTOR 1 = FL to I1, SECTOR 2 = I1 to I2, SECTOR 3 = I2 to FL, DIFF = Difference To Personal Best Lap, P = Crossed Finish Line in Pit Lane, D = Time Disallowed

P7 11 U		Josh HARVEY		Yamaha R1 - NR Racing			
IDEAL LAP TIME : 1:55.400		BEST LAP TIME : 1:56.158		DIFFERENCE : 0.758			
LAP	SECTOR 1	SECTOR 2	SECTOR 3	LAP TIME	MPH	DIFF	TIME OF DAY
1 -		53.155	27.571	2:04.937	70.11	8.779	13:04:04.456
2 -	38.236	51.960	26.942	1:57.138 (3)	74.78	0.980	13:06:01.594
3 -	37.429	51.520	27.414	1:56.363 (2)	75.28	0.205	13:07:57.957
4 -	37.162	51.296	27.700	1:56.158 (1)	75.41		13:09:54.115
5 -	37.842	52.410	27.807	1:58.059	74.19	1.901	13:11:52.174

P8 117 E		Raymond STAGG		Suzuki K2 750 -			
IDEAL LAP TIME : 1:55.328		BEST LAP TIME : 1:55.792		DIFFERENCE : 0.464			
LAP	SECTOR 1	SECTOR 2	SECTOR 3	LAP TIME	MPH	DIFF	TIME OF DAY
1 -		52.887	27.456	2:05.234	69.94	9.442	13:04:04.753
2 -	38.434	52.254	27.095	1:57.783 (3)	74.37	1.991	13:06:02.536
3 -	37.314	51.187	27.515	1:56.016 (2)	75.50	0.224	13:07:58.552
4 -	37.046	51.411	27.335	1:55.792 (1)	75.65		13:09:54.344
5 -	38.224	52.469	28.308	1:59.001	73.61	3.209	13:11:53.345

P9 119 E		Simon HEALEY		Yamaha R1 - Popular Tyres Limited			
IDEAL LAP TIME : 1:56.881		BEST LAP TIME : 1:57.038		DIFFERENCE : 0.157			
LAP	SECTOR 1	SECTOR 2	SECTOR 3	LAP TIME	MPH	DIFF	TIME OF DAY
1 -		54.503	27.580	2:09.411	67.69	12.373	13:04:08.930
2 -	39.619	52.819	26.554	1:58.992 (3)	73.61	1.954	13:06:07.922
3 -	38.844	52.730	26.907	1:58.481 (2)	73.93	1.443	13:08:06.403
4 -	39.185	53.282	27.064	1:59.531	73.28	2.493	13:10:05.934
5 -	37.950	52.377	26.711	1:57.038 (1)	74.84		13:12:02.972

P10 129 E		Derek CRIPPS		Yamaha R1 - Kelly Cripps			
IDEAL LAP TIME : 1:56.338		BEST LAP TIME : 1:56.428		DIFFERENCE : 0.090			
LAP	SECTOR 1	SECTOR 2	SECTOR 3	LAP TIME	MPH	DIFF	TIME OF DAY
1 -		54.739	27.628	2:10.128	67.31	13.700	13:04:09.647
2 -	39.511	54.050	27.294	2:00.855	72.48	4.427	13:06:10.502
3 -	37.171	52.220	27.037	1:56.428 (1)	75.23		13:08:06.930
4 -	37.880	52.130	27.816	1:57.826 (2)	74.34	1.398	13:10:04.756
5 -	37.849	53.698	27.985	1:59.532 (3)	73.28	3.104	13:12:04.288

P11 961 E		Jack SIM		Yamaha R6 - Platform Lift Engineers Ltd			
IDEAL LAP TIME : 1:58.077		BEST LAP TIME : 1:58.281		DIFFERENCE : 0.204			
LAP	SECTOR 1	SECTOR 2	SECTOR 3	LAP TIME	MPH	DIFF	TIME OF DAY
1 -		54.145	27.727	2:07.940	68.46	9.659	13:04:07.459
2 -	41.325	53.904	27.361	2:02.590	71.45	4.309	13:06:10.049
3 -	38.431	53.309	27.776	1:59.516 (3)	73.29	1.235	13:08:09.565
4 -	38.119	53.075	27.571	1:58.765 (2)	73.75	0.484	13:10:08.330
5 -	38.009	52.707	27.565	1:58.281 (1)	74.05		13:12:06.611

P12 41 U		David ABRAHAM		Yamaha R1 - Cambridge Motorcycles			
IDEAL LAP TIME : 1:57.744		BEST LAP TIME : 1:58.559		DIFFERENCE : 0.815			
LAP	SECTOR 1	SECTOR 2	SECTOR 3	LAP TIME	MPH	DIFF	TIME OF DAY
1 -		53.919	28.028	2:07.734	68.57	9.175	13:04:07.253
2 -	42.004	54.401	27.405	2:03.810	70.75	5.251	13:06:11.063
3 -	38.581	52.744	27.618	1:58.943 (3)	73.64	0.384	13:08:10.006
4 -	39.143	52.031	27.385	1:58.559 (1)	73.88		13:10:08.565
5 -	39.043	52.610	27.132	1:58.785 (2)	73.74	0.226	13:12:07.350

Weather / Track : Cloudy / Wet

Brands Hatch GP

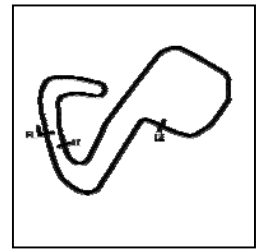
Circuit Length = 2.4332 miles

Start: 13:01 Flag 13:11 End: 13:13

BMCRC - MRO Championships 2020 - Rnd 4 @ Brands Hatch GP

BMCRC Thunderbike Extreme & Ultra

RACE 7 - SECTOR ANALYSIS



SECTOR 1 = FL to I1, SECTOR 2 = I1 to I2, SECTOR 3 = I2 to FL, DIFF = Difference To Personal Best Lap, P = Crossed Finish Line in Pit Lane, D = Time Disallowed

P13 75 E		Stewart MAY		Honda CBR600F3 - Too Many Mays Racing			
IDEAL LAP TIME : 1:57.672		BEST LAP TIME : 1:57.672		DIFFERENCE : 0.000			
LAP	SECTOR 1	SECTOR 2	SECTOR 3	LAP TIME	MPH	DIFF	TIME OF DAY
1 -		53.154	28.113	2:07.140	68.89	9.468	13:04:06.659
2 -	38.257	52.519	26.896	1:57.672 (1)	74.44		13:06:04.331
3 -	38.618	53.966	28.454	2:01.038 (3)	72.37	3.366	13:08:05.369
4 -	39.567	53.401	28.281	2:01.249	72.24	3.577	13:10:06.618
5 -	39.444	53.473	27.852	2:00.769 (2)	72.53	3.097	13:12:07.387

P14 6 E		Andrew FIRTH		Yamaha YZF-R1 - LTRmotorcycles.co.uk / Palmer Race Skool			
IDEAL LAP TIME : 1:57.797		BEST LAP TIME : 1:57.926		DIFFERENCE : 0.129			
LAP	SECTOR 1	SECTOR 2	SECTOR 3	LAP TIME	MPH	DIFF	TIME OF DAY
1 -		54.852	28.725	2:13.029	65.84	15.103	13:04:12.548
2 -	39.780	54.625	28.961	2:03.366	71.00	5.440	13:06:15.914
3 -	39.073	53.558	27.489	2:00.120 (3)	72.92	2.194	13:08:16.034
4 -	37.972	52.480	27.474	1:57.926 (1)	74.28		13:10:13.960
5 -	38.761	52.521	27.345	1:58.627 (2)	73.84	0.701	13:12:12.587

P15 21 U		Danny BRENNAN		Yamaha R1 - Greenplantuk			
IDEAL LAP TIME : 2:01.292		BEST LAP TIME : 2:01.694		DIFFERENCE : 0.402			
LAP	SECTOR 1	SECTOR 2	SECTOR 3	LAP TIME	MPH	DIFF	TIME OF DAY
1 -		55.368	28.930	2:13.274	65.72	11.580	13:04:12.793
2 -	39.214	54.606	28.273	2:02.093 (2)	71.74	0.399	13:06:14.886
3 -	39.594	55.284	27.746	2:02.624	71.43	0.930	13:08:17.510
4 -	39.357	54.869	27.934	2:02.160 (3)	71.70	0.466	13:10:19.670
5 -	38.940	54.811	27.943	2:01.694 (1)	71.98		13:12:21.364

P16 228 E		Clive EMERSON		Honda CBR900 -			
IDEAL LAP TIME : 2:00.623		BEST LAP TIME : 2:00.623		DIFFERENCE : 0.000			
LAP	SECTOR 1	SECTOR 2	SECTOR 3	LAP TIME	MPH	DIFF	TIME OF DAY
1 -		57.058	28.972	2:15.240	64.77	14.617	13:04:14.759
2 -	40.488	54.941	28.254	2:03.683	70.82	3.060	13:06:18.442
3 -	40.577	55.096	28.004	2:03.677 (3)	70.82	3.054	13:08:22.119
4 -	40.006	55.476	27.776	2:03.258 (2)	71.06	2.635	13:10:25.377
5 -	39.642	53.380	27.601	2:00.623 (1)	72.62		13:12:26.000

P17 144 E		Denzil DAVIES		Suzuki GSXR 750 - Advanced Mouldings Ltd			
IDEAL LAP TIME : 2:02.560		BEST LAP TIME : 2:03.184		DIFFERENCE : 0.624			
LAP	SECTOR 1	SECTOR 2	SECTOR 3	LAP TIME	MPH	DIFF	TIME OF DAY
1 -		56.508	28.300	2:12.225	66.24	9.041	13:04:11.744
2 -	40.344	55.991	28.383	2:04.718	70.23	1.534	13:06:16.462
3 -	40.232	55.730	28.386	2:04.348 (3)	70.44	1.164	13:08:20.810
4 -	40.665	55.297	27.659	2:03.621 (2)	70.86	0.437	13:10:24.431
5 -	40.856	54.716	27.612	2:03.184 (1)	71.11		13:12:27.615

P18 44 E		Tony PARKER		Yamaha R1 - Emerald Elevators/PriceLess Copiers			
IDEAL LAP TIME : 2:09.318		BEST LAP TIME : 2:09.595		DIFFERENCE : 0.277			
LAP	SECTOR 1	SECTOR 2	SECTOR 3	LAP TIME	MPH	DIFF	TIME OF DAY
1 -		59.056	30.527	2:19.704	62.70	10.109	13:04:19.223
2 -	41.592	58.184	29.819	2:09.595 (1)	67.59		13:06:28.818
3 -	41.553	59.724	30.774	2:12.051	66.33	2.456	13:08:40.869
4 -	41.835	58.562	31.186	2:11.583 (2)	66.57	1.988	13:10:52.452
5 -	41.315	59.322	30.994	2:11.631 (3)	66.54	2.036	13:13:04.083

Weather / Track : Cloudy / Wet

Brands Hatch GP

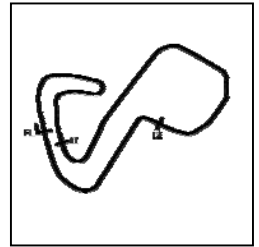
Circuit Length = 2.4332 miles

Start: 13:01 Flag 13:11 End: 13:13

BMCRC - MRO Championships 2020 - Rnd 4 @ Brands Hatch GP

BMCRC Thunderbike Extreme & Ultra

RACE 7 - SECTOR ANALYSIS



SECTOR 1 = FL to I1, SECTOR 2 = I1 to I2, SECTOR 3 = I2 to FL, DIFF = Difference To Personal Best Lap, P = Crossed Finish Line in Pit Lane, D = Time Disallowed

P19	35 E	Stephen HARVEY	Yamaha YZF R1 -				
IDEAL LAP TIME : 2:12.091		BEST LAP TIME : 2:12.979	DIFFERENCE : 0.888				

LAP	SECTOR 1	SECTOR 2	SECTOR 3	LAP TIME	MPH	DIFF	TIME OF DAY
1 -		1:00.119	31.308	2:23.016	61.25	10.037	13:04:22.535
2 -	45.381	1:01.008	31.165	2:17.554	63.68	4.575	13:06:40.089
3 -	44.288	1:01.072	31.014	2:16.374 (3)	64.23	3.395	13:08:56.463
4 -	42.941	59.246	30.792	2:12.979 (1)	65.87		13:11:09.442
5 -	43.484	59.868	29.904	2:13.256 (2)	65.73	0.277	13:13:22.698

P20	137 E	Ricky WOODS	Suzuki GSXR 600 - KTS Vehicle Repairs				
IDEAL LAP TIME : 2:14.167		BEST LAP TIME : 2:14.646	DIFFERENCE : 0.479				

LAP	SECTOR 1	SECTOR 2	SECTOR 3	LAP TIME	MPH	DIFF	TIME OF DAY
1 -		1:00.048	30.894	2:23.107	61.21	8.461	13:04:22.626
2 -	44.193	1:01.515	32.040	2:17.748 (3)	63.59	3.102	13:06:40.374
3 -	44.447	1:01.130	31.133	2:16.710 (2)	64.07	2.064	13:08:57.084
4 -	43.225	1:00.120	31.301	2:14.646 (1)	65.05		13:11:11.730
5 -	43.233	1:02.564	32.036	2:17.833	63.55	3.187	13:13:29.563

P21	24 E	Mark REYNOLDS	Aprilia MILLE -				
IDEAL LAP TIME : 2:15.765		BEST LAP TIME : 2:15.765	DIFFERENCE : 0.000				

LAP	SECTOR 1	SECTOR 2	SECTOR 3	LAP TIME	MPH	DIFF	TIME OF DAY
1 -		1:02.478	31.757	2:26.713	59.70	10.948	13:04:26.232
2 -	45.463	1:01.697	31.583	2:18.743 (3)	63.13	2.978	13:06:44.975
3 -	44.924	1:01.480	31.155	2:17.559 (2)	63.68	1.794	13:09:02.534
4 -	44.352	1:00.474	30.939	2:15.765 (1)	64.52		13:11:18.299

P22	88 E	George PRINOS	Ducati 996 - KAPPA PLANNING LTD				
IDEAL LAP TIME : 2:28.927		BEST LAP TIME : 2:30.339	DIFFERENCE : 1.412				

LAP	SECTOR 1	SECTOR 2	SECTOR 3	LAP TIME	MPH	DIFF	TIME OF DAY
1 -		1:07.205	34.795	2:35.967	56.16	5.628	13:04:35.486
2 -	47.484	1:08.251	34.604	2:30.339 (1)	58.26		13:07:05.825
3 -	49.137	1:09.347	34.238	2:32.722 (2)	57.35	2.383	13:09:38.547
4 -	49.254	1:09.611	34.657	2:33.522 (3)	57.05	3.183	13:12:12.069

P23	258 U	Ande FRIEND	Kawasaki ZX10R - Flying colours Motorcycle Training				
IDEAL LAP TIME : 1:51.197		BEST LAP TIME : 1:51.694	DIFFERENCE : 0.497				

LAP	SECTOR 1	SECTOR 2	SECTOR 3	LAP TIME	MPH	DIFF	TIME OF DAY
1 -		50.378	25.672	1:58.602	73.85	6.908	13:03:58.121
2 -	35.576	49.949	26.169	1:51.694 (1)	78.42		13:05:49.815
3 -	36.592	49.991	26.133	1:52.716 (2)	77.71	1.022	13:07:42.531
4 -	40.582	58.518	32.158	2:11.258 (3)	66.73	19.564	13:09:53.789

P24	17 U	Jordan KILLWORTH	Kawasaki ZX-10R -				
IDEAL LAP TIME :		BEST LAP TIME :	DIFFERENCE :				

LAP	SECTOR 1	SECTOR 2	SECTOR 3	LAP TIME	MPH	DIFF	TIME OF DAY
1 -		53.821	27.935	2:06.893	69.03		13:04:06.412

BMCRC - MRO Championships 2020 - Rnd 4 @ Brands Hatch GP

BMCRC Thunderbike Extreme & Ultra

RACE 7 - BEST SECTORS

SECTOR 1			SECTOR 2			SECTOR 3			IDEAL / BEST COMPARISON						
POS	NO	NAME	TIME	NO	NAME	TIME	NO	NAME	TIME	POS	NO	NAME	IDEAL	BEST	DIFF
													PERFECT LAP	1:49.156	
1	1	SAUNDERS	35.271	1	SAUNDERS	48.748	1	SAUNDERS	25.137	1	1	SAUNDERS	1:49.156	1:49.654	0.498
2	258	FRIEND	35.576	78	THOMAS	49.715	258	FRIEND	25.672	2	258	FRIEND	1:51.197	1:51.694	0.497
3	78	THOMAS	35.830	258	FRIEND	49.949	78	THOMAS	25.748	3	78	THOMAS	1:51.293	1:51.293	0.000
4	5	KILLWORTH	36.552	5	KILLWORTH	50.459	5	KILLWORTH	25.773	4	5	KILLWORTH	1:52.784	1:53.005	0.221
5	77	MAY	36.690	275	WILBY	50.504	223	MAY	26.276	5	223	MAY	1:53.830	1:54.351	0.521
6	223	MAY	36.886	223	MAY	50.668	77	MAY	26.454	6	77	MAY	1:54.000	1:54.000	0.000
7	60	McCARTER	36.954	77	MAY	50.856	119	HEALEY	26.554	7	60	McCARTER	1:54.869	1:55.110	0.241
8	117	STAGG	37.046	117	STAGG	51.187	60	McCARTER	26.700	8	117	STAGG	1:55.328	1:55.792	0.464
9	11	HARVEY	37.162	60	McCARTER	51.215	75	MAY	26.896	9	11	HARVEY	1:55.400	1:56.158	0.758
10	129	CRIPPS	37.171	11	HARVEY	51.296	11	HARVEY	26.942	10	129	CRIPPS	1:56.338	1:56.428	0.090
11	119	HEALEY	37.950	41	ABRAHAM	52.031	129	CRIPPS	27.037	11	119	HEALEY	1:56.881	1:57.038	0.157
12	6	FIRTH	37.972	129	CRIPPS	52.130	117	STAGG	27.095	12	75	MAY	1:57.672	1:57.672	0.000
13	961	SIM	38.009	119	HEALEY	52.377	41	ABRAHAM	27.132	13	41	ABRAHAM	1:57.744	1:58.559	0.815
14	75	MAY	38.257	6	FIRTH	52.480	6	FIRTH	27.345	14	6	FIRTH	1:57.797	1:57.926	0.129
15	41	ABRAHAM	38.581	75	MAY	52.519	961	SIM	27.361	15	961	SIM	1:58.077	1:58.281	0.204
16	21	BRENNAN	38.940	961	SIM	52.707	228	EMERSON	27.601	16	228	EMERSON	2:00.623	2:00.623	0.000
17	228	EMERSON	39.642	228	EMERSON	53.380	144	DAVIES	27.612	17	21	BRENNAN	2:01.292	2:01.694	0.402
18	144	DAVIES	40.232	17	KILLWORTH	53.821	21	BRENNAN	27.746	18	144	DAVIES	2:02.560	2:03.184	0.624
19	44	PARKER	41.315	21	BRENNAN	54.606	17	KILLWORTH	27.935	19	44	PARKER	2:09.318	2:09.595	0.277
20	35	HARVEY	42.941	144	DAVIES	54.716	44	PARKER	29.819	20	35	HARVEY	2:12.091	2:12.979	0.888
21	137	WOODS	43.225	44	PARKER	58.184	35	HARVEY	29.904	21	137	WOODS	2:14.167	2:14.646	0.479
22	24	REYNOLDS	44.352	35	HARVEY	59.246	137	WOODS	30.894	22	24	REYNOLDS	2:15.765	2:15.765	0.000
23	88	PRINOS	47.484	137	WOODS	1:00.048	24	REYNOLDS	30.939	23	88	PRINOS	2:28.927	2:30.339	1.412
24				24	REYNOLDS	1:00.474	88	PRINOS	34.238	24	17	KILLWORTH			
25				88	PRINOS	1:07.205									
26															

Weather / Track : Cloudy / Wet

Results can be found at www.tsl-timing.com

Brands Hatch GP

Circuit Length = 2.4332 miles

Start: 13:01 Flag 13:11 End: 13:13

Printed - 13:14 Sunday, 04 October 2020

BMCRC - MRO Championships 2020 - Rnd 4 @ Brands Hatch GP

BMCRC Thunderbike Extreme & Ultra

RACE 7 - STATISTICS

Competitors Started 26
Planned Start 2020-10-04 @ 12:20:00.000
Actual Start 2020-10-04 @ 13:01:59.519
Finish Time 2020-10-04 @ 13:11:15.545
Track Length 2.4332mi.
Total Laps 113
Total Distance Covered 274.9617mi.

Session Fastest Lap History

NO	CL	NAME	LAP TIME	TIME OF DAY	LAP	VEHICLE
1	E	Andrew SAUNDERS	1:50.636	13:05:45.855	2	Suzuki GSXR
1	E	Andrew SAUNDERS	1:49.654	13:07:35.508	3	Suzuki GSXR

Session Leader History

NO	CL	NAME	FROM LAP	LAPS LED	DISTANCE	VEHICLE
1	E	Andrew SAUNDERS	1	5	12.16 miles	Suzuki GSXR

Flag History

TYPE	TIME OF DAY
GREEN	13:01:59.519
FINISH	13:11:15.545

Flag Statistics

TYPE	COUNT	TOTAL LAPS	TOTAL TIME
Green	1	5	11:35.678
Red	0	0	0.000
Safety Car	0	0	0.000
FCY	0	0	0.000

BMCRC - MRO Championships 2020 - Rnd 4 @ Brands Hatch GP

BMCRC Thunderbike Extreme & Ultra

RACE 7 - STATISTICS

CLASS : E

16 Starters

Fastest Lap History

NO	NAME	LAP TIME	TIME OF DAY	LAP	VEHICLE
1	Andrew SAUNDERS	1:50.636	13:05:45.855	2	Suzuki GSXR
1	Andrew SAUNDERS	1:49.654	13:07:35.508	3	Suzuki GSXR

Leader History

NO	NAME	FROM LAP	LAPS LED	DISTANCE	VEHICLE
1	Andrew SAUNDERS	1	5	12.16 miles	Suzuki GSXR

BMCRC - MRO Championships 2020 - Rnd 4 @ Brands Hatch GP

BMCRC Thunderbike Extreme & Ultra

RACE 7 - STATISTICS

CLASS : U

10 Starters

Fastest Lap History

NO	NAME	LAP TIME	TIME OF DAY	LAP	VEHICLE
78	Jamie THOMAS	1:51.972	13:05:49.470	2	Suzuki GSXR 1000
258	Ande FRIEND	1:51.694	13:05:49.821	2	Kawasaki ZX10R
78	Jamie THOMAS	1:51.293	13:11:27.145	5	Suzuki GSXR 1000

Leader History

NO	NAME	FROM LAP	LAPS LED	DISTANCE	VEHICLE
78	Jamie THOMAS	1	5	12.16 miles	Suzuki GSXR 1000

BMCRC - MRO Championships 2020 - Rnd 4 @ Brands Hatch GP

BMCRC Thunderbike Extreme & Ultra

RACE 18 - GRID (5 Laps)



ROW 12	36	23	Justin ROSE	35	53	Patrick MILLS	34	43	Richard WILLISHER	
ROW 11		33	139	Rob MARLEY	32	234	Donald GILBERT	31	193	Tony BOTTO
ROW 10	30	29	Cecil DINSMORE	29	102	James FEARN	28	46	Adrian DRAPER	
ROW 9		27	171	Daniel GIBBS	26	90	Edward WATSON	25	275	Mark WILBY
ROW 8	24	17	Jordan KILLWORTH	23	88	George PRINOS	22	24	Mark REYNOLDS	
ROW 7		21	137	Ricky WOODS	20	35	Stephen HARVEY	19	44	Tony PARKER
ROW 6	18	144	Denzil DAVIES	17	21	Danny BRENNAN	16	228	Clive EMERSON	
ROW 5		15	41	David ABRAHAM	14	961	Jack SIM	13	6	Andrew FIRTH
ROW 4	12	75	Stewart MAY	11	119	Simon HEALEY	10	129	Derek CRIPPS	
ROW 3		9	11	Josh HARVEY	8	117	Raymond STAGG	7	60	Liam McCARTER
ROW 2	6	223	Matthew MAY	5	77	David MAY	4	5	Stacey KILLWORTH	
ROW 1		3	258	Ande FRIEND	2	78	Jamie THOMAS	1	1	Andrew SAUNDERS
									Pole	

Brands Hatch GP
Circuit Length = 2.4332 miles

These results are provisional until the conclusion of any judicial and technical matters.

Clerk Of Course :	Steward :	Timekeeper :
-------------------	-----------	--------------

Results can be found at www.tsl-timing.com

Printed - 13:17 Sunday, 04 October 2020



BMCRC - MRO Championships 2020 - Rnd 4 @ Brands Hatch GP

BMCRC Thunderbike Extreme & Ultra

RACE 18 - CLASSIFICATION



POS	NO	CL	PIC NAME	ENTRY	LAPS	TIME	GAP	DIFF	MPH	BEST	ON
1	1	E	1 Andrew SAUNDERS	Suzuki GSXR - SDC PERFORMANCE	5	9:02.242			80.77	1:47.357	4
2	5	U	1 Stacey KILLWORTH	Suzuki GSXR 1000 - BK/Everns	5	9:19.289	17.047	17.047	78.31	1:49.957	3
3	78	U	2 Jamie THOMAS	Suzuki GSXR 1000 - Team RubyRacing	5	9:30.602	28.360	11.313	76.75	1:51.413	2
4	258	U	3 Ande FRIEND	Kawasaki ZX10R - Flying colours Motorcycle Trainir	5	9:35.864	33.622	5.262	76.05	1:53.167	2
5	77	E	2 David MAY	Suzuki GSXR 750 K1 - ELP Racing	5	9:40.222	37.980	4.358	75.48	1:53.886	3
6	60	U	4 Liam McCARTER	Yamaha R1 -	5	9:40.653	38.411	0.431	75.43	1:53.885	4
7	41	U	5 David ABRAHAM	Yamaha R1 - Cambridge Motorcycles	5	9:43.910	41.668	3.257	75.01	1:53.195	5
8	961	E	3 Jack SIM	Yamaha R6 - Platform Lift Engineers Ltd	5	9:47.545	45.303	3.635	74.54	1:55.417	3
9	117	E	4 Raymond STAGG	Suzuki K2 750 -	5	9:48.213	45.971	0.668	74.46	1:55.118	4
10	223	E	5 Matthew MAY	Honda CBR600FY - Mays Racing	5	9:59.482	57.240	11.269	73.06	1:54.710	4
11	6	E	6 Andrew FIRTH	Yamaha YZF-R1 - LTRmotorcycles.co.uk / Palmer	5	10:02.934	1:00.692	3.452	72.64	1:57.814	3
12	119	E	7 Simon HEALEY	Yamaha R1 - Popular Tyres Limited	5	10:04.338	1:02.096	1.404	72.47	1:58.683	5
13	228	E	8 Clive EMERSON	Honda CBR900 -	5	10:11.659	1:09.417	7.321	71.60	1:58.470	4
14	129	E	9 Derek CRIPPS	Yamaha R1 - Kelly Cripps	5	10:25.308	1:23.066	13.649	70.04	2:01.020	4
15	11	U	6 Josh HARVEY	Yamaha R1 - NR Racing	5	10:26.934	1:24.692	1.626	69.86	1:55.213	2
16	144	E	10 Denzil DAVIES	Suzuki GSXR 750 - Advanced Mouldings Ltd	5	10:36.425	1:34.183	9.491	68.82	2:05.148	5
17	90	U	7 Edward WATSON	Suzuki GSXR 1000 - Motorsportdays.com TEA Tim	5	10:37.186	1:34.944	0.761	68.73	2:05.280	3
18	24	E	11 Mark REYNOLDS	Aprilia MILLE -	5	10:45.293	1:43.051	8.107	67.87	2:04.368	5
19	44	E	12 Tony PARKER	Yamaha R1 - Emerald Elevators/PriceLess Copiers	5	11:08.539	2:06.297	23.246	65.51	2:10.087	4
20	35	E	13 Stephen HARVEY	Yamaha YZF R1 -	5	11:11.623	2:09.381	3.084	65.21	2:10.399	5

NOT CLASSIFIED

DNF	75	E	Stewart MAY	Honda CBR600F3 - Too Many Mays Racing	4	7:52.865	1 Lap	1 Lap	74.10	1:54.924	4
DNF	21	U	Danny BRENNAN	Yamaha R1 - Greenplantuk	1	2:11.039	4 Laps	3 Laps	66.84		
DNF	17	U	Jordan KILLWORTH	Kawasaki ZX-10R -	1	2:22.142	4 Laps	11.103	61.62		

FASTEST LAP

1	E	Andrew SAUNDERS	Suzuki GSXR - SDC PERFORMANCE	4	1:47.357	81.59 mph	131.31 kph
5	U	Stacey KILLWORTH	Suzuki GSXR 1000 - BK/Everns	3	1:49.957	79.66 mph	128.21 kph

Class E - 92.5% of Race Speed = 74.71 mph

Class U - 92.5% of Race Speed = 72.43 mph

Brands Hatch GP

Circuit Length = 2.4332 miles

Start: 17:05 Flag 17:14 End: 17:16

Weather / Track : Cloudy / Wet

These results are provisional until the conclusion of any judicial and technical matters.

Clerk Of Course :	Steward :	Timekeeper :
-------------------	-----------	--------------

Results can be found at www.tsl-timing.com

Printed - 17:17 Sunday, 04 October 2020



BMCRC - MRO Championships 2020 - Rnd 4 @ Brands Hatch GP

BMCRC Thunderbike Extreme & Ultra

RACE 18 - LAP CHART

LAP 1 @ 17:07:12.941

NO	BEHIND	LAP TIME
1		1:51.870
5	5.446	1:57.316
78	6.880	1:58.750
77	8.858	2:00.728
258	9.016	2:00.886
961	10.209	2:02.079
60	11.213	2:03.083
11	11.672	2:03.542
41	12.597	2:04.467
117	13.046	2:04.916
75	13.174	2:05.044
223	14.400	2:06.270
6	15.409	2:07.279
119	16.194	2:08.064
228	18.566	2:10.436
21	19.169	2:11.039
129	20.432	2:12.302
90	21.941	2:13.811
144	22.422	2:14.292
24	27.454	2:19.324
44	29.949	2:21.819
17	30.272	2:22.142
35	31.026	2:22.896

LAP 2 @ 17:09:00.383

NO	BEHIND	LAP TIME
1		1:47.442
5	8.566	1:50.562
78	10.851	1:51.413
258	14.741	1:53.167
77	16.527	1:55.111
961	18.650	1:55.883
60	18.925	1:55.154
11	19.443	1:55.213
41	19.770	1:54.615
117	21.302	1:55.698
75	22.559	1:56.827
223	23.058	1:56.100
6	27.447	1:59.480
119	27.948	1:59.196
228	31.436	2:00.312
129	38.708	2:05.718
90	39.819	2:05.320
144	40.987	2:06.007
24	48.979	2:08.967
44	56.241	2:13.734
35	58.935	2:15.351

LAP 3 @ 17:10:48.227

NO	BEHIND	LAP TIME
1		1:47.844
5	10.679	1:49.957
78	15.358	1:52.351
258	20.653	1:53.756
77	22.569	1:53.886
60	25.320	1:54.239
961	26.223	1:55.417
41	26.784	1:54.858
117	29.279	1:55.821
75	30.785	1:56.070
223	30.865	1:55.651

6	37.417	1:57.814
119	39.275	1:59.171
228	43.601	2:00.009
129	53.726	2:02.862
11	54.538	2:22.939
90	57.255	2:05.280
144	58.824	2:05.681
24	1:08.168	2:07.033
44	1:19.617	2:11.220
35	1:23.445	2:12.354

LAP 4 @ 17:12:35.584

NO	BEHIND	LAP TIME
1		1:47.357
5	13.561	1:50.239
78	21.338	1:53.337
258	27.075	1:53.779
77	30.549	1:55.337
60	31.848	1:53.885
961	36.139	1:57.273
41	36.202	1:56.775
117	37.040	1:55.118
223	38.218	1:54.710
75	38.352	1:54.924
6	48.171	1:58.111
119	51.142	1:59.224
228	54.714	1:58.470
129	1:07.389	2:01.020
11	1:07.932	2:00.751
90	1:15.286	2:05.388
144	1:16.764	2:05.297
24	1:26.412	2:05.601
44	1:42.347	2:10.087
35	1:46.711	2:10.623

LAP 5 @ 17:14:23.313

NO	BEHIND	LAP TIME
1		1:47.729
5	17.047	1:51.215
78	28.360	1:54.751
258	33.622	1:54.276
77	37.980	1:55.160
60	38.411	1:54.292
41	41.668	1:53.195
961	45.303	1:56.893
117	45.971	1:56.660
223	57.240	2:06.751
6	1:00.692	2:00.250
119	1:02.096	1:58.683
228	1:09.417	2:02.432
129	1:23.066	2:03.406
11	1:24.692	2:04.489
144	1:34.183	2:05.148
90	1:34.944	2:07.387
24	1:43.051	2:04.368
44	2:06.297	2:11.679
35	2:09.381	2:10.399

Weather / Track : Cloudy / Wet

Results can be found at www.tsl-timing.com

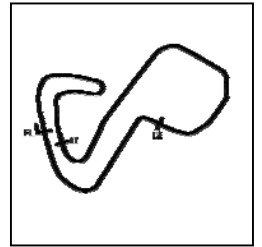
Brands Hatch GP
Circuit Length = 2.4332 miles
Start: 17:05 Flag 17:14 End: 17:16

Printed - 17:18 Sunday, 04 October 2020

BMCRC - MRO Championships 2020 - Rnd 4 @ Brands Hatch GP

BMCRC Thunderbike Extreme & Ultra

RACE 18 - SECTOR ANALYSIS



SECTOR 1 = FL to I1, SECTOR 2 = I1 to I2, SECTOR 3 = I2 to FL, DIFF = Difference To Personal Best Lap, P = Crossed Finish Line in Pit Lane, D = Time Disallowed

P1		1 E		Andrew SAUNDERS		Suzuki GSXR - SDC PERFORMANCE	
IDEAL LAP TIME : 1:46.868		BEST LAP TIME : 1:47.357		DIFFERENCE : 0.489			
LAP	SECTOR 1	SECTOR 2	SECTOR 3	LAP TIME	MPH	DIFF	TIME OF DAY
1 -		48.138	24.879	1:51.870	78.30	4.513	17:07:12.941
2 -	34.815	47.592	25.035	1:47.442 (2)	81.53	0.085	17:09:00.383
3 -	34.404	48.168	25.272	1:47.844	81.22	0.487	17:10:48.227
4 -	34.723	47.682	24.952	1:47.357 (1)	81.59		17:12:35.584
5 -	34.397	47.991	25.341	1:47.729 (3)	81.31	0.372	17:14:23.313

P2		5 U		Stacey KILLWORTH		Suzuki GSXR 1000 - BK/Everns	
IDEAL LAP TIME : 1:49.808		BEST LAP TIME : 1:49.957		DIFFERENCE : 0.149			
LAP	SECTOR 1	SECTOR 2	SECTOR 3	LAP TIME	MPH	DIFF	TIME OF DAY
1 -		49.950	25.891	1:57.316	74.66	7.359	17:07:18.387
2 -	35.879	49.312	25.371	1:50.562 (3)	79.23	0.605	17:09:08.949
3 -	35.296	49.323	25.338	1:49.957 (1)	79.66		17:10:58.906
4 -	35.566	49.473	25.200	1:50.239 (2)	79.46	0.282	17:12:49.145
5 -	35.611	49.976	25.628	1:51.215	78.76	1.258	17:14:40.360

P3		78 U		Jamie THOMAS		Suzuki GSXR 1000 - Team RubyRacing	
IDEAL LAP TIME : 1:51.413		BEST LAP TIME : 1:51.413		DIFFERENCE : 0.000			
LAP	SECTOR 1	SECTOR 2	SECTOR 3	LAP TIME	MPH	DIFF	TIME OF DAY
1 -		50.659	26.004	1:58.750	73.76	7.337	17:07:19.821
2 -	35.579	49.858	25.976	1:51.413 (1)	78.62		17:09:11.234
3 -	35.784	50.357	26.210	1:52.351 (2)	77.96	0.938	17:11:03.585
4 -	36.141	50.496	26.700	1:53.337 (3)	77.29	1.924	17:12:56.922
5 -	36.542	51.547	26.662	1:54.751	76.33	3.338	17:14:51.673

P4		258 U		Ande FRIEND		Kawasaki ZX10R - Flying colours Motorcycle Training	
IDEAL LAP TIME : 1:52.899		BEST LAP TIME : 1:53.167		DIFFERENCE : 0.268			
LAP	SECTOR 1	SECTOR 2	SECTOR 3	LAP TIME	MPH	DIFF	TIME OF DAY
1 -		51.365	26.375	2:00.886	72.46	7.719	17:07:21.957
2 -	37.045	50.364	25.758	1:53.167 (1)	77.40		17:09:15.124
3 -	36.883	50.775	26.098	1:53.756 (2)	77.00	0.589	17:11:08.880
4 -	36.777	50.936	26.066	1:53.779 (3)	76.98	0.612	17:13:02.659
5 -	37.288	51.053	25.935	1:54.276	76.65	1.109	17:14:56.935

P5		77 E		David MAY		Suzuki GSXR 750 K1 - ELP Racing	
IDEAL LAP TIME : 1:53.856		BEST LAP TIME : 1:53.886		DIFFERENCE : 0.030			
LAP	SECTOR 1	SECTOR 2	SECTOR 3	LAP TIME	MPH	DIFF	TIME OF DAY
1 -		51.630	26.628	2:00.728	72.55	6.842	17:07:21.799
2 -	37.488	51.229	26.394	1:55.111 (2)	76.09	1.225	17:09:19.308
3 -	36.497	50.965	26.424	1:53.886 (1)	76.91		17:11:10.796
4 -	36.879	51.931	26.527	1:55.337	75.94	1.451	17:13:06.133
5 -	37.070	51.395	26.695	1:55.160 (3)	76.06	1.274	17:15:01.293

P6		60 U		Liam McCARTER		Yamaha R1 -	
IDEAL LAP TIME : 1:53.461		BEST LAP TIME : 1:53.885		DIFFERENCE : 0.424			
LAP	SECTOR 1	SECTOR 2	SECTOR 3	LAP TIME	MPH	DIFF	TIME OF DAY
1 -		52.903	26.720	2:03.083	71.16	9.198	17:07:24.154
2 -	37.320	51.123	26.711	1:55.154	76.07	1.269	17:09:19.308
3 -	37.284	50.552	26.403	1:54.239 (2)	76.67	0.354	17:11:13.547
4 -	36.710	50.771	26.404	1:53.885 (1)	76.91		17:13:07.432
5 -	36.506	51.039	26.747	1:54.292 (3)	76.64	0.407	17:15:01.724

Weather / Track : Cloudy / Wet

Brands Hatch GP

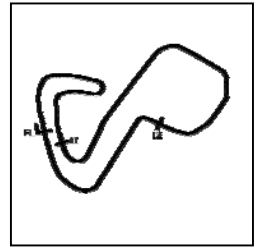
Circuit Length = 2.4332 miles

Start: 17:05 Flag 17:14 End: 17:16

BMCRC - MRO Championships 2020 - Rnd 4 @ Brands Hatch GP

BMCRC Thunderbike Extreme & Ultra

RACE 18 - SECTOR ANALYSIS



SECTOR 1 = FL to I1, SECTOR 2 = I1 to I2, SECTOR 3 = I2 to FL, DIFF = Difference To Personal Best Lap, P = Crossed Finish Line in Pit Lane, D = Time Disallowed

P7 41 U		David ABRAHAM		Yamaha R1 - Cambridge Motorcycles			
IDEAL LAP TIME : 1:53.098		BEST LAP TIME : 1:53.195		DIFFERENCE : 0.097			
LAP	SECTOR 1	SECTOR 2	SECTOR 3	LAP TIME	MPH	DIFF	TIME OF DAY
1 -		52.166	26.607	2:04.467	70.37	11.272	17:07:25.538
2 -	37.223	51.018	26.374	1:54.615 (2)	76.42	1.420	17:09:20.153
3 -	38.059	50.686	26.113	1:54.858 (3)	76.26	1.663	17:11:15.011
4 -	37.530	52.538	26.707	1:56.775	75.01	3.580	17:13:11.786
5 -	36.904	50.081	26.210	1:53.195 (1)	77.38		17:15:04.981

P8 961 E		Jack SIM		Yamaha R6 - Platform Lift Engineers Ltd			
IDEAL LAP TIME : 1:55.138		BEST LAP TIME : 1:55.417		DIFFERENCE : 0.279			
LAP	SECTOR 1	SECTOR 2	SECTOR 3	LAP TIME	MPH	DIFF	TIME OF DAY
1 -		52.039	26.454	2:02.079	71.75	6.662	17:07:23.150
2 -	37.205	51.985	26.693	1:55.883 (2)	75.59	0.466	17:09:19.033
3 -	37.070	51.614	26.733	1:55.417 (1)	75.89		17:11:14.450
4 -	37.837	52.512	26.924	1:57.273	74.69	1.856	17:13:11.723
5 -	37.705	52.222	26.966	1:56.893 (3)	74.93	1.476	17:15:08.616

P9 117 E		Raymond STAGG		Suzuki K2 750 -			
IDEAL LAP TIME : 1:55.118		BEST LAP TIME : 1:55.118		DIFFERENCE : 0.000			
LAP	SECTOR 1	SECTOR 2	SECTOR 3	LAP TIME	MPH	DIFF	TIME OF DAY
1 -		52.623	27.643	2:04.916	70.12	9.798	17:07:25.987
2 -	37.478	51.452	26.768	1:55.698 (2)	75.71	0.580	17:09:21.685
3 -	37.035	52.004	26.782	1:55.821 (3)	75.63	0.703	17:11:17.506
4 -	36.974	51.446	26.698	1:55.118 (1)	76.09		17:13:12.624
5 -	37.394	52.175	27.091	1:56.660	75.08	1.542	17:15:09.284

P10 223 E		Matthew MAY		Honda CBR600FY - Mays Racing			
IDEAL LAP TIME : 1:53.984		BEST LAP TIME : 1:54.710		DIFFERENCE : 0.726			
LAP	SECTOR 1	SECTOR 2	SECTOR 3	LAP TIME	MPH	DIFF	TIME OF DAY
1 -		52.340	27.249	2:06.270	69.37	11.560	17:07:27.341
2 -	37.915	51.697	26.488	1:56.100 (3)	75.45	1.390	17:09:23.441
3 -	37.872	50.260	27.519	1:55.651 (2)	75.74	0.941	17:11:19.092
4 -	37.236	50.645	26.829	1:54.710 (1)	76.36		17:13:13.802
5 -	43.411	54.211	29.129	2:06.751	69.11	12.041	17:15:20.553

P11 6 E		Andrew FIRTH		Yamaha YZF-R1 - LTRmotorcycles.co.uk / Palmer Race Skool			
IDEAL LAP TIME : 1:57.219		BEST LAP TIME : 1:57.814		DIFFERENCE : 0.595			
LAP	SECTOR 1	SECTOR 2	SECTOR 3	LAP TIME	MPH	DIFF	TIME OF DAY
1 -		54.097	27.430	2:07.279	68.82	9.465	17:07:28.350
2 -	38.667	53.561	27.252	1:59.480 (3)	73.31	1.666	17:09:27.830
3 -	38.241	52.547	27.026	1:57.814 (1)	74.35		17:11:25.644
4 -	37.646	53.178	27.287	1:58.111 (2)	74.16	0.297	17:13:23.755
5 -	39.370	53.628	27.252	2:00.250	72.84	2.436	17:15:24.005

P12 119 E		Simon HEALEY		Yamaha R1 - Popular Tyres Limited			
IDEAL LAP TIME : 1:58.457		BEST LAP TIME : 1:58.683		DIFFERENCE : 0.226			
LAP	SECTOR 1	SECTOR 2	SECTOR 3	LAP TIME	MPH	DIFF	TIME OF DAY
1 -		53.502	27.370	2:08.064	68.40	9.381	17:07:29.135
2 -	39.031	52.959	27.206	1:59.196 (3)	73.49	0.513	17:09:28.331
3 -	38.847	53.059	27.265	1:59.171 (2)	73.50	0.488	17:11:27.502
4 -	38.754	53.009	27.461	1:59.224	73.47	0.541	17:13:26.726
5 -	38.980	52.586	27.117	1:58.683 (1)	73.80		17:15:25.409

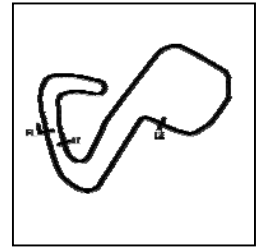
Weather / Track : Cloudy / Wet

Brands Hatch GP
Circuit Length = 2.4332 miles
Start: 17:05 Flag 17:14 End: 17:16

BMCRC - MRO Championships 2020 - Rnd 4 @ Brands Hatch GP

BMCRC Thunderbike Extreme & Ultra

RACE 18 - SECTOR ANALYSIS



SECTOR 1 = FL to I1, SECTOR 2 = I1 to I2, SECTOR 3 = I2 to FL, DIFF = Difference To Personal Best Lap, P = Crossed Finish Line in Pit Lane, D = Time Disallowed

P13 228 E		Clive EMERSON		Honda CBR900 -			
IDEAL LAP TIME : 1:58.284		BEST LAP TIME : 1:58.470		DIFFERENCE : 0.186			
LAP	SECTOR 1	SECTOR 2	SECTOR 3	LAP TIME	MPH	DIFF	TIME OF DAY
1 -		55.297	28.078	2:10.436	67.15	11.966	17:07:31.507
2 -	39.666	53.297	27.349	2:00.312 (3)	72.80	1.842	17:09:31.819
3 -	39.793	52.998	27.218	2:00.009 (2)	72.99	1.539	17:11:31.828
4 -	38.335	52.731	27.404	1:58.470 (1)	73.94		17:13:30.298
5 -	40.516	53.652	28.264	2:02.432	71.54	3.962	17:15:32.730

P14 129 E		Derek CRIPPS		Yamaha R1 - Kelly Cripps			
IDEAL LAP TIME : 2:00.976		BEST LAP TIME : 2:01.020		DIFFERENCE : 0.044			
LAP	SECTOR 1	SECTOR 2	SECTOR 3	LAP TIME	MPH	DIFF	TIME OF DAY
1 -		55.844	28.470	2:12.302	66.21	11.282	17:07:33.373
2 -	41.786	55.289	28.643	2:05.718	69.67	4.698	17:09:39.091
3 -	38.780	55.380	28.702	2:02.862 (2)	71.29	1.842	17:11:41.953
4 -	38.824	53.979	28.217	2:01.020 (1)	72.38		17:13:42.973
5 -	40.089	54.927	28.390	2:03.406 (3)	70.98	2.386	17:15:46.379

P15 11 U		Josh HARVEY		Yamaha R1 - NR Racing			
IDEAL LAP TIME : 1:55.062		BEST LAP TIME : 1:55.213		DIFFERENCE : 0.151			
LAP	SECTOR 1	SECTOR 2	SECTOR 3	LAP TIME	MPH	DIFF	TIME OF DAY
1 -		52.732	26.774	2:03.542	70.90	8.329	17:07:24.613
2 -	37.360	50.928	26.925	1:55.213 (1)	76.03		17:09:19.826
3 -	57.805	57.016	28.118	2:22.939	61.28	27.726	17:11:42.765
4 -	38.903	53.968	27.880	2:00.751 (2)	72.54	5.538	17:13:43.516
5 -	40.669	54.862	28.958	2:04.489 (3)	70.36	9.276	17:15:48.005

P16 144 E		Denzil DAVIES		Suzuki GSXR 750 - Advanced Mouldings Ltd			
IDEAL LAP TIME : 2:04.493		BEST LAP TIME : 2:05.148		DIFFERENCE : 0.655			
LAP	SECTOR 1	SECTOR 2	SECTOR 3	LAP TIME	MPH	DIFF	TIME OF DAY
1 -		56.762	28.410	2:14.292	65.22	9.144	17:07:35.363
2 -	41.555	56.024	28.428	2:06.007	69.51	0.859	17:09:41.370
3 -	41.009	56.382	28.290	2:05.681 (3)	69.69	0.533	17:11:47.051
4 -	41.318	56.031	27.948	2:05.297 (2)	69.91	0.149	17:13:52.348
5 -	41.468	55.536	28.144	2:05.148 (1)	69.99		17:15:57.496

P17 90 U		Edward WATSON		Suzuki GSXR 1000 - Motorsportdays.com TEA Time Racing			
IDEAL LAP TIME : 2:04.426		BEST LAP TIME : 2:05.280		DIFFERENCE : 0.854			
LAP	SECTOR 1	SECTOR 2	SECTOR 3	LAP TIME	MPH	DIFF	TIME OF DAY
1 -		55.514	29.156	2:13.811	65.46	8.531	17:07:34.882
2 -	41.105	55.087	29.128	2:05.320 (2)	69.89	0.040	17:09:40.202
3 -	40.410	55.941	28.929	2:05.280 (1)	69.92		17:11:45.482
4 -	41.092	55.254	29.042	2:05.388 (3)	69.86	0.108	17:13:50.870
5 -	42.272	55.758	29.357	2:07.387	68.76	2.107	17:15:58.257

P18 24 E		Mark REYNOLDS		Aprilia MILLE -			
IDEAL LAP TIME : 2:03.809		BEST LAP TIME : 2:04.368		DIFFERENCE : 0.559			
LAP	SECTOR 1	SECTOR 2	SECTOR 3	LAP TIME	MPH	DIFF	TIME OF DAY
1 -		59.410	29.662	2:19.324	62.87	14.956	17:07:40.395
2 -	41.127	58.572	29.268	2:08.967	67.92	4.599	17:09:49.362
3 -	41.310	57.095	28.628	2:07.033 (3)	68.95	2.665	17:11:56.395
4 -	40.135	57.120	28.346	2:05.601 (2)	69.74	1.233	17:14:01.996
5 -	40.694	55.447	28.227	2:04.368 (1)	70.43		17:16:06.364

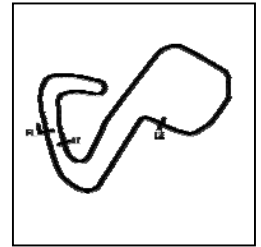
Weather / Track : Cloudy / Wet

Brands Hatch GP
Circuit Length = 2.4332 miles
Start: 17:05 Flag 17:14 End: 17:16

BMCRC - MRO Championships 2020 - Rnd 4 @ Brands Hatch GP

BMCRC Thunderbike Extreme & Ultra

RACE 18 - SECTOR ANALYSIS



SECTOR 1 = FL to I1, SECTOR 2 = I1 to I2, SECTOR 3 = I2 to FL, DIFF = Difference To Personal Best Lap, P = Crossed Finish Line in Pit Lane, D = Time Disallowed

P19 44 E		Tony PARKER		Yamaha R1 - Emerald Elevators/PriceLess Copiers			
IDEAL LAP TIME : 2:09.494		BEST LAP TIME : 2:10.087		DIFFERENCE : 0.593			
LAP	SECTOR 1	SECTOR 2	SECTOR 3	LAP TIME	MPH	DIFF	TIME OF DAY
1 -		1:00.648	31.064	2:21.819	61.76	11.732	17:07:42.890
2 -	42.912	59.810	31.012	2:13.734	65.50	3.647	17:09:56.624
3 -	41.831	58.990	30.399	2:11.220 (2)	66.75	1.133	17:12:07.844
4 -	40.895	58.200	30.992	2:10.087 (1)	67.33		17:14:17.931
5 -	41.881	58.967	30.831	2:11.679 (3)	66.52	1.592	17:16:29.610

P20 35 E		Stephen HARVEY		Yamaha YZF R1 -			
IDEAL LAP TIME : 2:10.366		BEST LAP TIME : 2:10.399		DIFFERENCE : 0.033			
LAP	SECTOR 1	SECTOR 2	SECTOR 3	LAP TIME	MPH	DIFF	TIME OF DAY
1 -		1:00.183	31.171	2:22.896	61.30	12.497	17:07:43.967
2 -	43.881	1:00.658	30.812	2:15.351	64.71	4.952	17:09:59.318
3 -	43.060	59.020	30.274	2:12.354 (3)	66.18	1.955	17:12:11.672
4 -	42.233	58.509	29.881	2:10.623 (2)	67.06	0.224	17:14:22.295
5 -	42.225	58.260	29.914	2:10.399 (1)	67.17		17:16:32.694

P21 75 E		Stewart MAY		Honda CBR600F3 - Too Many Mays Racing			
IDEAL LAP TIME : 1:54.913		BEST LAP TIME : 1:54.924		DIFFERENCE : 0.011			
LAP	SECTOR 1	SECTOR 2	SECTOR 3	LAP TIME	MPH	DIFF	TIME OF DAY
1 -		52.543	27.581	2:05.044	70.05	10.120	17:07:26.115
2 -	38.193	51.773	26.861	1:56.827 (3)	74.98	1.903	17:09:22.942
3 -	37.456	51.060	27.554	1:56.070 (2)	75.47	1.146	17:11:19.012
4 -	37.111	50.941	26.872	1:54.924 (1)	76.22		17:13:13.936

P22 21 U		Danny BRENNAN		Yamaha R1 - Greenplantuk			
IDEAL LAP TIME :		BEST LAP TIME :		DIFFERENCE :			
LAP	SECTOR 1	SECTOR 2	SECTOR 3	LAP TIME	MPH	DIFF	TIME OF DAY
1 -		55.437	28.165	2:11.039	66.84		17:07:32.110

P23 17 U		Jordan KILLWORTH		Kawasaki ZX-10R -			
IDEAL LAP TIME : 2:15.054		BEST LAP TIME :		DIFFERENCE :			
LAP	SECTOR 1	SECTOR 2	SECTOR 3	LAP TIME	MPH	DIFF	TIME OF DAY
1 -		1:00.120	30.721	2:22.142	61.62		17:07:43.213

BMCRC - MRO Championships 2020 - Rnd 4 @ Brands Hatch GP

BMCRC Thunderbike Extreme & Ultra

RACE 18 - BEST SECTORS

SECTOR 1			SECTOR 2			SECTOR 3			IDEAL / BEST COMPARISON						
POS	NO	NAME	TIME	NO	NAME	TIME	NO	NAME	TIME	POS	NO	NAME	IDEAL	BEST	DIFF
													PERFECT LAP	1:46.868	
1	1	SAUNDERS	34.397	1	SAUNDERS	47.592	1	SAUNDERS	24.879	1	1	SAUNDERS	1:46.868	1:47.357	0.489
2	5	KILLWORTH	35.296	5	KILLWORTH	49.312	5	KILLWORTH	25.200	2	5	KILLWORTH	1:49.808	1:49.957	0.149
3	78	THOMAS	35.579	78	THOMAS	49.858	258	FRIEND	25.758	3	78	THOMAS	1:51.413	1:51.413	0.000
4	77	MAY	36.497	41	ABRAHAM	50.081	78	THOMAS	25.976	4	258	FRIEND	1:52.899	1:53.167	0.268
5	60	MCCARTER	36.506	223	MAY	50.260	41	ABRAHAM	26.113	5	41	ABRAHAM	1:53.098	1:53.195	0.097
6	258	FRIEND	36.777	258	FRIEND	50.364	77	MAY	26.394	6	60	MCCARTER	1:53.461	1:53.885	0.424
7	41	ABRAHAM	36.904	60	MCCARTER	50.552	60	MCCARTER	26.403	7	77	MAY	1:53.856	1:53.886	0.030
8	117	STAGG	36.974	11	HARVEY	50.928	961	SIM	26.454	8	223	MAY	1:53.984	1:54.710	0.726
9	961	SIM	37.070	75	MAY	50.941	223	MAY	26.488	9	75	MAY	1:54.913	1:54.924	0.011
10	75	MAY	37.111	77	MAY	50.965	117	STAGG	26.698	10	11	HARVEY	1:55.062	1:55.213	0.151
11	223	MAY	37.236	117	STAGG	51.446	11	HARVEY	26.774	11	117	STAGG	1:55.118	1:55.118	0.000
12	11	HARVEY	37.360	961	SIM	51.614	75	MAY	26.861	12	961	SIM	1:55.138	1:55.417	0.279
13	6	FIRTH	37.646	6	FIRTH	52.547	6	FIRTH	27.026	13	6	FIRTH	1:57.219	1:57.814	0.595
14	228	EMERSON	38.335	119	HEALEY	52.586	119	HEALEY	27.117	14	228	EMERSON	1:58.284	1:58.470	0.186
15	119	HEALEY	38.754	228	EMERSON	52.731	228	EMERSON	27.218	15	119	HEALEY	1:58.457	1:58.683	0.226
16	129	CRIPPS	38.780	129	CRIPPS	53.979	144	DAVIES	27.948	16	129	CRIPPS	2:00.976	2:01.020	0.044
17	24	REYNOLDS	40.135	90	WATSON	55.087	21	BRENNAN	28.165	17	24	REYNOLDS	2:03.809	2:04.368	0.559
18	90	WATSON	40.410	21	BRENNAN	55.437	129	CRIPPS	28.217	18	90	WATSON	2:04.426	2:05.280	0.854
19	44	PARKER	40.895	24	REYNOLDS	55.447	24	REYNOLDS	28.227	19	144	DAVIES	2:04.493	2:05.148	0.655
20	144	DAVIES	41.009	144	DAVIES	55.536	90	WATSON	28.929	20	44	PARKER	2:09.494	2:10.087	0.593
21	35	HARVEY	42.225	44	PARKER	58.200	35	HARVEY	29.881	21	35	HARVEY	2:10.366	2:10.399	0.033
22	17	KILLWORTH	44.213	35	HARVEY	58.260	44	PARKER	30.399	22	17	KILLWORTH	2:15.054		
23				17	KILLWORTH	1:00.120	17	KILLWORTH	30.721	23	21	BRENNAN			

Weather / Track : Cloudy / Wet

Results can be found at www.tsl-timing.com

Brands Hatch GP

Circuit Length = 2.4332 miles

Start: 17:05 Flag 17:14 End: 17:16

Printed - 17:18 Sunday, 04 October 2020

BMCRC - MRO Championships 2020 - Rnd 4 @ Brands Hatch GP

BMCRC Thunderbike Extreme & Ultra

RACE 18 - STATISTICS

Competitors Started 23
Planned Start 2020-10-04 @ 16:40:00.000
Actual Start 2020-10-04 @ 17:05:21.070
Finish Time 2020-10-04 @ 17:14:23.312
Track Length 2.4332mi.
Total Laps 106
Total Distance Covered 257.9286mi.

Session Fastest Lap History

NO	CL	NAME	LAP TIME	TIME OF DAY	LAP	VEHICLE
1	E	Andrew SAUNDERS	1:47.442	17:09:00.405	2	Suzuki GSXR
1	E	Andrew SAUNDERS	1:47.357	17:12:35.606	4	Suzuki GSXR

Session Leader History

NO	CL	NAME	FROM LAP	LAPS LED	DISTANCE	VEHICLE
1	E	Andrew SAUNDERS	1	5	12.16 miles	Suzuki GSXR

Flag History

TYPE	TIME OF DAY
GREEN	17:05:21.070
FINISH	17:14:23.312

Flag Statistics

TYPE	COUNT	TOTAL LAPS	TOTAL TIME
Green	1	5	11:29.691
Red	0	0	0.000
Safety Car	0	0	0.000
FCY	0	0	0.000

BMCRC - MRO Championships 2020 - Rnd 4 @ Brands Hatch GP

BMCRC Thunderbike Extreme & Ultra

RACE 18 - STATISTICS

CLASS : E

14 Starters

Fastest Lap History

NO	NAME	LAP TIME	TIME OF DAY	LAP	VEHICLE
1	Andrew SAUNDERS	1:47.442	17:09:00.405	2	Suzuki GSXR
1	Andrew SAUNDERS	1:47.357	17:12:35.606	4	Suzuki GSXR

Leader History

NO	NAME	FROM LAP	LAPS LED	DISTANCE	VEHICLE
1	Andrew SAUNDERS	1	5	12.16 miles	Suzuki GSXR

BMCRC - MRO Championships 2020 - Rnd 4 @ Brands Hatch GP

BMCRC Thunderbike Extreme & Ultra

RACE 18 - STATISTICS

CLASS : U

9 Starters

Fastest Lap History

NO	NAME	LAP TIME	TIME OF DAY	LAP	VEHICLE
5	Stacey KILLWORTH	1:50.562	17:09:08.960	2	Suzuki GSXR 1000
5	Stacey KILLWORTH	1:49.957	17:10:58.918	3	Suzuki GSXR 1000

Leader History

NO	NAME	FROM LAP	LAPS LED	DISTANCE	VEHICLE
5	Stacey KILLWORTH	1	5	12.16 miles	Suzuki GSXR 1000

BMCRC-MRO Championships 2020



BMCRC THUNDERBIKE SPORT
Supported by Steve Jordan Motorcycles

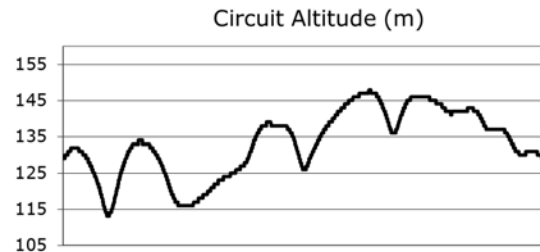
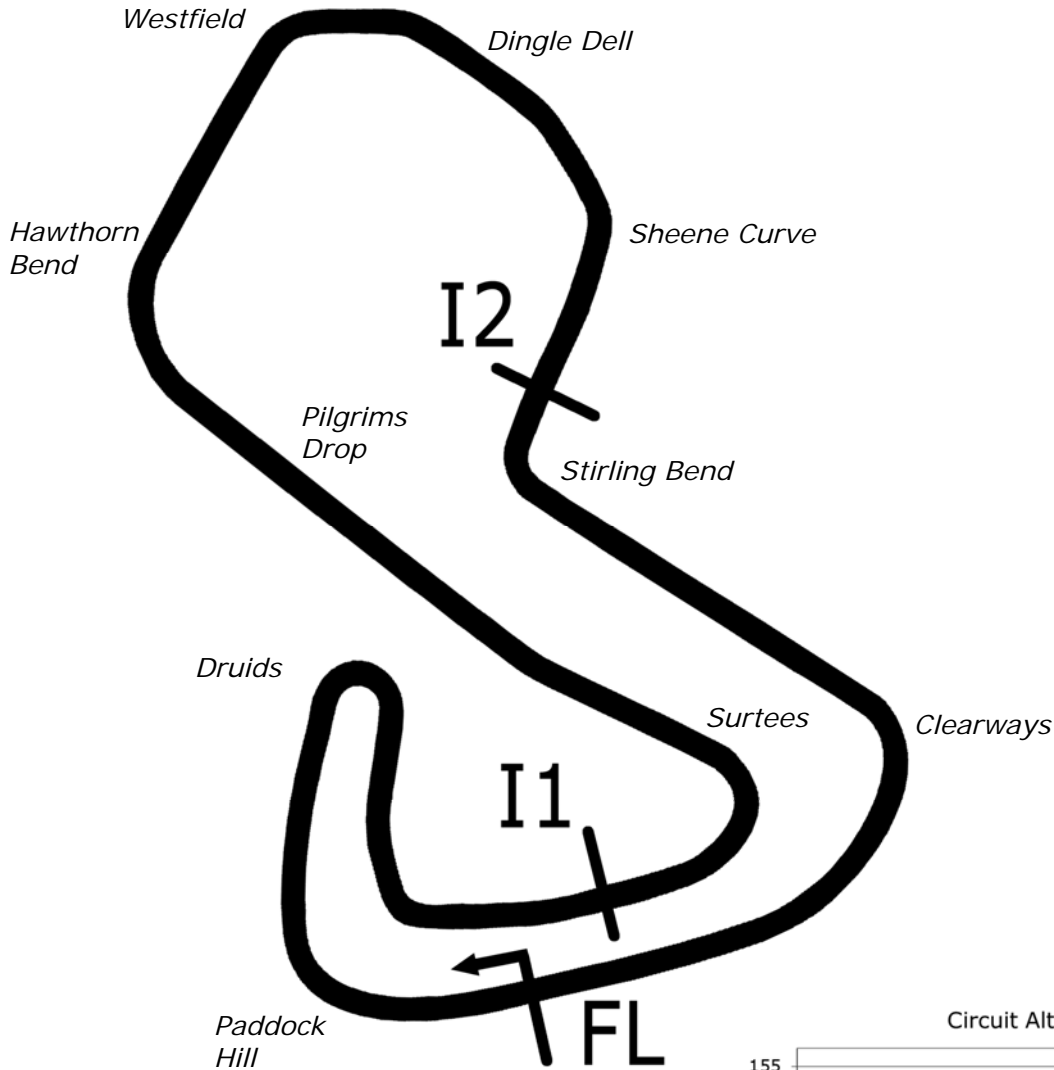
Brands Hatch GP Circuit

3rd / 4th October 2020



Results Provided by Timing Solutions Ltd
www.tsl-timing.com

Brands Hatch GP



Length	2.4332 miles	3916.0 m	
FL		51.36032 N	0.26032 E
I1	1116m	51.35934 N	0.25955 E
I2	2928m	51.35532 N	0.26250 E
Pit Entry	3646m	51.35911 N	0.25743 E
Pit Exit	26m after FL	51.36027 N	0.26078 E
Pit Entry-Pit Exit 277m, 16.6s @60kph, 12.4s @80kph			

All results available at www.tsl-timing.com

BMCRC - MRO Championships 2020 - Rnd 4 @ Brands Hatch GP



BMCRC Thunderbike Sport

QUALIFYING - CLASSIFICATION

POS	NO	CL	PIC NAME	ENTRY	TIME	ON	LAPS	GAP	DIFF	MPH
1	12		Cedric BLOCH	Kawasaki ZX6R - Brigit's Group & SDC Performance	1:54.669	4	4			76.39
2	86		Paul WITHERINGTON	Suzuki SV650 - PJW Plumbers	1:55.038	6	6	0.369	0.369	76.14
3	710	R	Craig HENSTOCK	Suzuki SV650 -	1:55.500	5	6	0.831	0.462	75.84
4	137		Charlie CRAWT	Yamaha R6 - AM Advanced Engineering / Tea & Cake Tir	1:56.617	5	5	1.948	1.117	75.11
5	243		Richard WILLSSHER	Suzuki GSXR 600 - Willsher Plant / WR Ltd	1:57.071	1	1	2.402	0.454	74.82
6	82		Matt HINNELLS	Honda CBR600F - BD Racing	1:57.349	5	5	2.680	0.278	74.64
7	717	R	James SHEEHAN	Suzuki GLADIUS 650 - Sheehan Racing	1:57.352	4	6	2.683	0.003	74.64
8	152		Elliot FRICKER	Honda CBR600 - Ride in bike tyres	1:57.788	4	6	3.119	0.436	74.36
9	62	R	James KING	Suzuki SV650 -	1:58.090	2	6	3.421	0.302	74.17
10	23		Claire BECKETT	Suzuki SV650 - P Sheils & Sons	1:58.440	5	5	3.771	0.350	73.96
11	84		Ricardo BRANCO	Yamaha R6 - IMP Racing	1:58.646	4	6	3.977	0.206	73.83
12	50		Paul ROBSON	Kawaski ZX6R - RBProperty services & Environment Ligh	1:58.868	5	5	4.199	0.222	73.69
13	164		Robert SALTMER	Kawasaki ZX6R - Capital Concrete Ltd	1:59.355	5	6	4.686	0.487	73.39
14	351		Sam DIGBY-BAKER	Yamaha R6 -	1:59.809	5	6	5.140	0.454	73.11
15	22		Matthew MAY	Honda CBR600FY - Mays Racing	2:00.072	4	5	5.403	0.263	72.95
16	19		Kevin LILLEY	Suzuki SV650 - Trafalgar Cleaning Eqpt. / Steve Jordan M	2:00.508	5	5	5.839	0.436	72.69
17	81		Malvern MAY	Honda CBR600RR -	2:00.893	5	5	6.224	0.385	72.45
18	333	R	Mark STUBBERFIELD	Suzuki SV650 SUPERTWIN -	2:01.285	5	5	6.616	0.392	72.22
19	71		Colin CLUNE	Suzuki SV650 -	2:01.587	5	5	6.918	0.302	72.04
20	911	R	Craig GOFFORD	Suzuki SV650 - Meala Racing Development	2:01.675	5	5	7.006	0.088	71.99
21	26		Lydia THOMPSON	Yamaha YZF-R6 - Flintstone Racing - David Simons Tuni	2:01.796	5	5	7.127	0.121	71.92
22	191		James SEATH	Kawasaki ZX6-RR - Ovenden Earthmoving	2:01.895	5	5	7.226	0.099	71.86
23	961		Jack SIM	Yamaha R6 - Platform Lift Engineers Ltd	2:02.009	4	5	7.340	0.114	71.79
24	109		Chris CAYFORD	Yamaha R1 - Multi-Tech Coachworks	2:03.156	5	5	8.487	1.147	71.12
25	624		Matthew FEDRICK	Yamaha R6 - Matthew Fedrick farriers ltd/ Palmer Race S	2:03.448	3	3	8.779	0.292	70.95
26	40		Simon WILKINSON	Suzuki SV650 - S P Wilkinson Engineering Ltd	2:05.331	3	4	10.662	1.883	69.89
27	158	R	Ben LOGAN	Kawasaki ZX6R -	2:06.646	4	4	11.977	1.315	69.16
28	49	R	Oli CHAYTOR	Yamaha R6 - PearTree Racing	2:06.914	3	5	12.245	0.268	69.02
29	115		Albert WILLSSHER	Suzuki GSXR600 K5 - willsher machinery ltd	2:07.674	4	5	13.005	0.760	68.61
30	48		Shaun WALLIS	Yamaha R6 - MBC Despatch Racing	2:09.882	4	5	15.213	2.208	67.44
31	799		Michael FROST	Suzuki SV650 -	2:10.333	4	4	15.664	0.451	67.21
32	94		Steve SAINT	Yamaha 600 HYBRID - me	2:11.590	5	5	16.921	1.257	66.56
33	11	R	Darren O'LEARY	Suzuki SV650 - Pompey Motorcycle Racing	2:12.368	4	5	17.699	0.778	66.17
34	187		David TREVEIL	Yamaha YZF-R6 -	2:13.154	5	5	18.485	0.786	65.78
35	83	R	Greg RYAN	Suzuki SV650 - Greg Ryan Racing 83 , Hell performance	2:13.164	5	5	18.495	0.010	65.78
36	37		Ricky WOODS	Suzuki GSXR 600 - KTS Vehicle Repairs	2:14.594	3	4	19.925	1.430	65.08
37	138	R	Craig JARMIN	Suzuki SV650 -	2:15.720	3	5	21.051	1.126	64.54
38	171		Karie HENLY	Honda CBR600 - Thomas Racing	2:19.021	2	3	24.352	3.301	63.01
39	139	R	Rob MARLEY	Honda CBR600F3 - PearTree Racing			0			

Brands Hatch GP
 Circuit Length = 2.4332 miles
 Start: 09:00 Flag 09:12 End: 09:14

Weather / Track : Cloudy / Wet

These results are provisional until the conclusion of any judicial and technical matters.

Clerk Of Course :	Steward :	Timekeeper :

Results can be found at www.tsl-timing.com

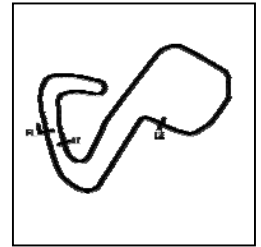
Printed - 09:16 Saturday, 03 October 2020



BMCRC - MRO Championships 2020 - Rnd 4 @ Brands Hatch GP

BMCRC Thunderbike Sport

QUALIFYING - SECTOR ANALYSIS



SECTOR 1 = FL to I1, SECTOR 2 = I1 to I2, SECTOR 3 = I2 to FL, DIFF = Difference To Personal Best Lap, P = Crossed Finish Line in Pit Lane, D = Time Disallowed

P1 12		Cedric BLOCH		Kawasaki ZX6R - Brigit's Group & SDC Performance			
IDEAL LAP TIME : 1:54.669		BEST LAP TIME : 1:54.669		DIFFERENCE : 0.000			
LAP	SECTOR 1	SECTOR 2	SECTOR 3	LAP TIME	MPH	DIFF	TIME OF DAY
1 -	39.318	54.084	27.741	2:01.143	72.30	6.474	09:03:59.282
2 -	37.394	53.335	27.176	1:57.905 (3)	74.29	3.236	09:05:57.187
3 -	36.904	52.031	26.776	1:55.711 (2)	75.70	1.042	09:07:52.898
4 -	36.363	51.854	26.452	1:54.669 (1)	76.39		09:09:47.567

P2 86		Paul WITHERINGTON		Suzuki SV650 - PJW Plumbers			
IDEAL LAP TIME : 1:55.038		BEST LAP TIME : 1:55.038		DIFFERENCE : 0.000			
LAP	SECTOR 1	SECTOR 2	SECTOR 3	LAP TIME	MPH	DIFF	TIME OF DAY
1 -	40.293	53.373	27.818	2:01.484	72.10	6.446	09:04:13.797
2 -	37.955	52.863	27.913	1:58.731	73.77	3.693	09:06:12.528
3 -	37.758	52.550	27.642	1:57.950	74.26	2.912	09:08:10.478
4 -	37.533	52.790	27.541	1:57.864 (3)	74.32	2.826	09:10:08.342
5 -	36.875	52.639	27.297	1:56.811 (2)	74.99	1.773	09:12:05.153
6 -	36.094	51.961	26.983	1:55.038 (1)	76.14		09:14:00.191

P3 710 R		Craig HENSTOCK		Suzuki SV650 -			
IDEAL LAP TIME : 1:54.984		BEST LAP TIME : 1:55.500		DIFFERENCE : 0.516			
LAP	SECTOR 1	SECTOR 2	SECTOR 3	LAP TIME	MPH	DIFF	TIME OF DAY
1 -	40.293	57.389	28.800	2:06.482	69.25	10.982	09:04:09.312
2 -	38.096	54.949	28.111	2:01.156	72.30	5.656	09:06:10.468
3 -	36.126	52.965	27.446	1:56.537 (2)	75.16	1.037	09:08:07.005
4 -	36.258	53.126	27.444	1:56.828 (3)	74.98	1.328	09:10:03.833
5 -	35.450	52.090	27.960	1:55.500 (1)	75.84		09:11:59.333
6 -	35.784	52.118	31.143	1:59.045	73.58	3.545	09:13:58.378

P4 137		Charlie CRAWT		Yamaha R6 - AM Advanced Engineering / Tea & Cake Time Ra			
IDEAL LAP TIME : 1:56.293		BEST LAP TIME : 1:56.617		DIFFERENCE : 0.324			
LAP	SECTOR 1	SECTOR 2	SECTOR 3	LAP TIME	MPH	DIFF	TIME OF DAY
1 -	38.609	56.356	30.074	2:05.039	70.05	8.422	09:04:28.465
2 -	38.252	54.933	27.766	2:00.951	72.42	4.334	09:06:29.416
3 -	37.612	52.753	27.645	1:58.010 (3)	74.22	1.393	09:08:27.426
4 -	37.078	53.210	27.356	1:57.644 (2)	74.46	1.027	09:10:25.070
5 -	36.584	53.077	26.956	1:56.617 (1)	75.11		09:12:21.687

P5 243		Richard WILLsher		Suzuki GSXR 600 - Willsher Plant / WR Ltd			
IDEAL LAP TIME : 1:57.071		BEST LAP TIME : 1:57.071		DIFFERENCE : 0.000			
LAP	SECTOR 1	SECTOR 2	SECTOR 3	LAP TIME	MPH	DIFF	TIME OF DAY
1 -	37.249	52.493	27.329	1:57.071 (1)	74.82		09:04:08.506

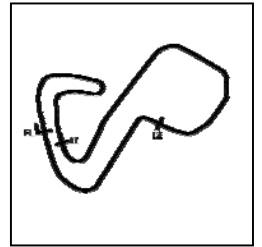
P6 82		Matt HINNELLS		Honda CBR600F - BD Racing			
IDEAL LAP TIME : 1:57.097		BEST LAP TIME : 1:57.349		DIFFERENCE : 0.252			
LAP	SECTOR 1	SECTOR 2	SECTOR 3	LAP TIME	MPH	DIFF	TIME OF DAY
1 -	41.931	55.437	35.051	2:12.419	66.15	15.070	09:04:26.587
2 -	39.791	54.096	27.913	2:01.800	71.91	4.451	09:06:28.387
3 -	38.784	53.090	27.794	1:59.668 (3)	73.20	2.319	09:08:28.055
4 -	37.852	52.364	28.206	1:58.422 (2)	73.97	1.073	09:10:26.477
5 -	38.104	52.208	27.037	1:57.349 (1)	74.64		09:12:23.826

Weather / Track : Cloudy / Wet

BMCRC - MRO Championships 2020 - Rnd 4 @ Brands Hatch GP

BMCRC Thunderbike Sport

QUALIFYING - SECTOR ANALYSIS



SECTOR 1 = FL to I1, SECTOR 2 = I1 to I2, SECTOR 3 = I2 to FL, DIFF = Difference To Personal Best Lap, P = Crossed Finish Line in Pit Lane, D = Time Disallowed

P7 717 R		James SHEEHAN		Suzuki GLADIUS 650 - Sheehan Racing			
IDEAL LAP TIME : 1:56.861		BEST LAP TIME : 1:57.352		DIFFERENCE : 0.491			
LAP	SECTOR 1	SECTOR 2	SECTOR 3	LAP TIME	MPH	DIFF	TIME OF DAY
1 -	40.481	56.816	28.546	2:05.843	69.60	8.491	09:04:09.693
2 -	39.914	54.734	28.009	2:02.657	71.41	5.305	09:06:12.350
3 -	38.659	53.290	27.115	1:59.064 (3)	73.57	1.712	09:08:11.414
4 -	37.086	52.660	27.606	1:57.352 (1)	74.64		09:10:08.766
5 -	37.281	53.037	27.900	1:58.218 (2)	74.09	0.866	09:12:06.984
6 -	38.191	54.626	28.103	2:00.920	72.44	3.568	09:14:07.904

P8 152		Elliot FRICKER		Honda CBR600 - Ride in bike tyres			
IDEAL LAP TIME : 1:57.643		BEST LAP TIME : 1:57.788		DIFFERENCE : 0.145			
LAP	SECTOR 1	SECTOR 2	SECTOR 3	LAP TIME	MPH	DIFF	TIME OF DAY
1 -	40.872	57.228	28.901	2:07.001	68.97	9.213	09:04:08.612
2 -	38.649	54.823	28.474	2:01.946	71.83	4.158	09:06:10.558
3 -	38.389	53.567	27.624	1:59.580 (3)	73.25	1.792	09:08:10.138
4 -	37.451	53.121	27.216	1:57.788 (1)	74.36		09:10:07.926
5 -	37.669	53.278	27.487	1:58.434 (2)	73.96	0.646	09:12:06.360
6 -	37.306	54.502	28.206	2:00.014	72.99	2.226	09:14:06.374

P9 62 R		James KING		Suzuki SV650 -			
IDEAL LAP TIME : 1:57.593		BEST LAP TIME : 1:58.090		DIFFERENCE : 0.497			
LAP	SECTOR 1	SECTOR 2	SECTOR 3	LAP TIME	MPH	DIFF	TIME OF DAY
1 -	41.248	56.875	28.517	2:06.640	69.17	8.550	09:04:08.402
2 -	36.442	54.214	27.434	1:58.090 (1)	74.17		09:06:06.492
3 -	37.439	55.217	27.492	2:00.148	72.90	2.058	09:08:06.640
4 -	37.824	54.338	27.554	1:59.716 (3)	73.17	1.626	09:10:06.356
5 -	37.581	53.724	27.427	1:58.732 (2)	73.77	0.642	09:12:05.088
6 -	37.778	54.954	28.041	2:00.773	72.53	2.683	09:14:05.861

P10 23		Claire BECKETT		Suzuki SV650 - P Sheils & Sons			
IDEAL LAP TIME : 1:58.208		BEST LAP TIME : 1:58.440		DIFFERENCE : 0.232			
LAP	SECTOR 1	SECTOR 2	SECTOR 3	LAP TIME	MPH	DIFF	TIME OF DAY
1 -	44.473	1:01.227	33.243	2:18.943	63.04	20.503	09:04:31.854
2 -	42.022	59.905	30.123	2:12.050	66.33	13.610	09:06:43.904
3 -	41.344	55.694	28.874	2:05.912 (3)	69.57	7.472	09:08:49.816
4 -	38.190	53.957	28.954	2:01.101 (2)	72.33	2.661	09:10:50.917
5 -	38.422	52.605	27.413	1:58.440 (1)	73.96		09:12:49.357

P11 84		Ricardo BRANCO		Yamaha R6 - IMP Racing			
IDEAL LAP TIME : 1:58.277		BEST LAP TIME : 1:58.646		DIFFERENCE : 0.369			
LAP	SECTOR 1	SECTOR 2	SECTOR 3	LAP TIME	MPH	DIFF	TIME OF DAY
1 -	38.218	55.291	27.670	2:01.179	72.28	2.533	09:03:50.844
2 -	38.187	54.331	27.680	2:00.198	72.87	1.552	09:05:51.042
3 -	38.791	53.678	27.050	1:59.519 (3)	73.29	0.873	09:07:50.561
4 -	37.794	53.869	26.983	1:58.646 (1)	73.83		09:09:49.207
5 -	37.996	55.033	27.590	2:00.619	72.62	1.973	09:11:49.826
6 -	38.601	53.500	27.373	1:59.474 (2)	73.32	0.828	09:13:49.300

P12 50		Paul ROBSON		Kawaski ZX6R - RBProperty services & Environment Lighting			
IDEAL LAP TIME : 1:58.868		BEST LAP TIME : 1:58.868		DIFFERENCE : 0.000			
LAP	SECTOR 1	SECTOR 2	SECTOR 3	LAP TIME	MPH	DIFF	TIME OF DAY
1 -	42.801	58.019	30.822	2:11.642	66.54	12.774	09:04:44.307
2 -	41.822	56.846	29.465	2:08.133	68.36	9.265	09:06:52.440
3 -	39.083	54.519	28.606	2:02.208 (3)	71.67	3.340	09:08:54.648
4 -	38.313	53.998	29.030	2:01.341 (2)	72.19	2.473	09:10:55.989
5 -	37.943	52.915	28.010	1:58.868 (1)	73.69		09:12:54.857

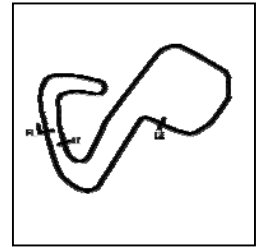
Weather / Track : Cloudy / Wet

Brands Hatch GP
Circuit Length = 2.4332 miles
Start: 09:00 Flag 09:12 End: 09:14

BMCRC - MRO Championships 2020 - Rnd 4 @ Brands Hatch GP

BMCRC Thunderbike Sport

QUALIFYING - SECTOR ANALYSIS



SECTOR 1 = FL to I1, SECTOR 2 = I1 to I2, SECTOR 3 = I2 to FL, DIFF = Difference To Personal Best Lap, P = Crossed Finish Line in Pit Lane, D = Time Disallowed

P13 164		Robert SALTMER		Kawasaki ZX6R - Capital Concrete Ltd			
IDEAL LAP TIME : 1:58.230		BEST LAP TIME : 1:59.355		DIFFERENCE : 1.125			
LAP	SECTOR 1	SECTOR 2	SECTOR 3	LAP TIME	MPH	DIFF	TIME OF DAY
1 -	40.041	55.546	27.412	2:02.999	71.21	3.644	09:04:02.997
2 -	38.548	55.103	27.501	2:01.152 (3)	72.30	1.797	09:06:04.149
3 -	39.243	54.337	27.724	2:01.304	72.21	1.949	09:08:05.453
4 -	38.560	54.213	26.925	1:59.698 (2)	73.18	0.343	09:10:05.151
5 -	38.064	53.241	28.050	1:59.355 (1)	73.39		09:12:04.506
6 -	40.912	55.382	27.645	2:03.939	70.67	4.584	09:14:08.445

P14 351		Sam DIGBY-BAKER		Yamaha R6 -			
IDEAL LAP TIME : 1:59.467		BEST LAP TIME : 1:59.809		DIFFERENCE : 0.342			
LAP	SECTOR 1	SECTOR 2	SECTOR 3	LAP TIME	MPH	DIFF	TIME OF DAY
1 -	39.884	55.802	28.591	2:04.277	70.48	4.468	09:04:09.460
2 -	40.747	54.000	27.880	2:02.627	71.43	2.818	09:06:12.087
3 -	38.546	54.052	27.932	2:00.530 (3)	72.67	0.721	09:08:12.617
4 -	37.928	54.242	27.871	2:00.041 (2)	72.97	0.232	09:10:12.658
5 -	38.030	53.668	28.111	1:59.809 (1)	73.11		09:12:12.467
6 -	38.396	54.204	28.991	2:01.591	72.04	1.782	09:14:14.058

P15 22		Matthew MAY		Honda CBR600FY - Mays Racing			
IDEAL LAP TIME : 1:59.373		BEST LAP TIME : 2:00.072		DIFFERENCE : 0.699			
LAP	SECTOR 1	SECTOR 2	SECTOR 3	LAP TIME	MPH	DIFF	TIME OF DAY
1 -	41.764	56.083	28.893	2:06.740	69.11	6.668	09:04:18.493
2 -	40.328	54.379	27.820	2:02.527	71.49	2.455	09:06:21.020
3 -	38.461	54.309	27.735	2:00.505 (2)	72.69	0.433	09:08:21.525
4 -	38.465	53.738	27.869	2:00.072 (1)	72.95		09:10:21.597
5 -	38.676	54.975	27.174	2:00.825 (3)	72.50	0.753	09:12:22.422

P16 19		Kevin LILLEY		Suzuki SV650 - Trafalgar Cleaning Eqpt. / Steve Jordan Motorcy			
IDEAL LAP TIME : 2:00.219		BEST LAP TIME : 2:00.508		DIFFERENCE : 0.289			
LAP	SECTOR 1	SECTOR 2	SECTOR 3	LAP TIME	MPH	DIFF	TIME OF DAY
1 -	40.552	56.641	29.234	2:06.427	69.28	5.919	09:04:32.767
2 -	40.256	56.118	28.251	2:04.625	70.28	4.117	09:06:37.392
3 -	38.373	54.571	28.523	2:01.467 (2)	72.11	0.959	09:08:38.859
4 -	38.868	55.158	28.717	2:02.743 (3)	71.36	2.235	09:10:41.602
5 -	38.277	53.691	28.540	2:00.508 (1)	72.69		09:12:42.110

P17 81		Malvern MAY		Honda CBR600RR -			
IDEAL LAP TIME : 2:00.277		BEST LAP TIME : 2:00.893		DIFFERENCE : 0.616			
LAP	SECTOR 1	SECTOR 2	SECTOR 3	LAP TIME	MPH	DIFF	TIME OF DAY
1 -	43.227	58.872	30.315	2:12.414	66.15	11.521	09:04:24.439
2 -	40.168	57.008	29.356	2:06.532	69.23	5.639	09:06:30.971
3 -	39.493	57.207	29.078	2:05.778 (3)	69.64	4.885	09:08:36.749
4 -	39.489	54.192	28.193	2:01.874 (2)	71.87	0.981	09:10:38.623
5 -	38.119	54.808	27.966	2:00.893 (1)	72.45		09:12:39.516

P18 333 R		Mark STUBBERFIELD		Suzuki SV650 SUPERTWIN -			
IDEAL LAP TIME : 2:01.285		BEST LAP TIME : 2:01.285		DIFFERENCE : 0.000			
LAP	SECTOR 1	SECTOR 2	SECTOR 3	LAP TIME	MPH	DIFF	TIME OF DAY
1 -	43.494	58.514	29.346	2:11.354	66.68	10.069	09:04:24.621
2 -	40.449	56.089	28.638	2:05.176 (2)	69.98	3.891	09:06:29.797
3 -	40.273	57.271	29.121	2:06.665	69.15	5.380	09:08:36.462
4 -	41.146	55.146	29.072	2:05.364 (3)	69.87	4.079	09:10:41.826
5 -	38.896	54.169	28.220	2:01.285 (1)	72.22		09:12:43.111

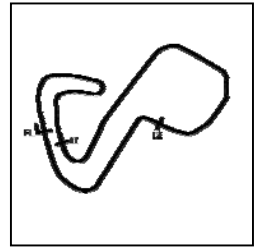
Weather / Track : Cloudy / Wet

Brands Hatch GP
Circuit Length = 2.4332 miles
Start: 09:00 Flag 09:12 End: 09:14

BMCRC - MRO Championships 2020 - Rnd 4 @ Brands Hatch GP

BMCRC Thunderbike Sport

QUALIFYING - SECTOR ANALYSIS



SECTOR 1 = FL to I1, SECTOR 2 = I1 to I2, SECTOR 3 = I2 to FL, DIFF = Difference To Personal Best Lap, P = Crossed Finish Line in Pit Lane, D = Time Disallowed

P19 71		Colin CLUNE		Suzuki SV650 -			
IDEAL LAP TIME : 2:01.587		BEST LAP TIME : 2:01.587		DIFFERENCE : 0.000			
LAP	SECTOR 1	SECTOR 2	SECTOR 3	LAP TIME	MPH	DIFF	TIME OF DAY
1 -	41.040	58.623	30.233	2:09.896	67.43	8.309	09:04:33.468
2 -	41.311	58.482	29.506	2:09.299	67.74	7.712	09:06:42.767
3 -	39.420	56.016	28.764	2:04.200 (3)	70.53	2.613	09:08:46.967
4 -	39.135	55.113	28.714	2:02.962 (2)	71.24	1.375	09:10:49.929
5 -	38.782	54.808	27.997	2:01.587 (1)	72.04		09:12:51.516

P20 911 R		Craig GOFFORD		Suzuki SV650 - Meala Racing Development			
IDEAL LAP TIME : 2:01.329		BEST LAP TIME : 2:01.675		DIFFERENCE : 0.346			
LAP	SECTOR 1	SECTOR 2	SECTOR 3	LAP TIME	MPH	DIFF	TIME OF DAY
1 -	44.186	1:01.355	30.072	2:15.613	64.59	13.938	09:04:29.373
2 -	42.596	57.933	28.163	2:08.692	68.06	7.017	09:06:38.065
3 -	39.654	56.475	28.559	2:04.688 (3)	70.25	3.013	09:08:42.753
4 -	38.850	54.646	28.706	2:02.202 (2)	71.68	0.527	09:10:44.955
5 -	38.778	54.992	27.905	2:01.675 (1)	71.99		09:12:46.630

P21 26		Lydia THOMPSON		Yamaha YZF-R6 - Flintstone Racing - David Simons Tuning			
IDEAL LAP TIME : 2:01.796		BEST LAP TIME : 2:01.796		DIFFERENCE : 0.000			
LAP	SECTOR 1	SECTOR 2	SECTOR 3	LAP TIME	MPH	DIFF	TIME OF DAY
1 -	43.080	1:02.082	30.927	2:16.089	64.36	14.293	09:04:28.868
2 -	42.103	56.743	28.941	2:07.787	68.55	5.991	09:06:36.655
3 -	40.444	55.402	28.437	2:04.283 (3)	70.48	2.487	09:08:40.938
4 -	39.335	54.874	28.239	2:02.448 (2)	71.53	0.652	09:10:43.386
5 -	39.182	54.492	28.122	2:01.796 (1)	71.92		09:12:45.182

P22 191		James SEATH		Kawasaki ZX6-RR - Ovenden Earthmoving			
IDEAL LAP TIME : 2:01.475		BEST LAP TIME : 2:01.895		DIFFERENCE : 0.420			
LAP	SECTOR 1	SECTOR 2	SECTOR 3	LAP TIME	MPH	DIFF	TIME OF DAY
1 -	42.104	57.626	28.913	2:08.643	68.09	6.748	09:04:16.557
2 -	39.943	55.443	28.409	2:03.795 (3)	70.76	1.900	09:06:20.352
3 -	39.643	56.437	27.918	2:03.998	70.64	2.103	09:08:24.350
4 -	38.624	54.933	28.959	2:02.516 (2)	71.49	0.621	09:10:26.866
5 -	38.982	54.944	27.969	2:01.895 (1)	71.86		09:12:28.761

P23 961		Jack SIM		Yamaha R6 - Platform Lift Engineers Ltd			
IDEAL LAP TIME : 2:01.800		BEST LAP TIME : 2:02.009		DIFFERENCE : 0.209			
LAP	SECTOR 1	SECTOR 2	SECTOR 3	LAP TIME	MPH	DIFF	TIME OF DAY
1 -	41.873	57.514	29.238	2:08.625	68.10	6.616	09:04:13.477
2 -	40.332	56.196	29.004	2:05.532	69.78	3.523	09:06:19.009
3 -	39.493	56.193	28.402	2:04.088 (3)	70.59	2.079	09:08:23.097
4 -	39.143	54.794	28.072	2:02.009 (1)	71.79		09:10:25.106
5 -	39.095	55.197	27.911	2:02.203 (2)	71.68	0.194	09:12:27.309

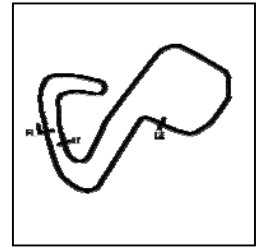
P24 109		Chris CAYFORD		Yamaha R1 - Multi-Tech Coachworks			
IDEAL LAP TIME : 2:03.156		BEST LAP TIME : 2:03.156		DIFFERENCE : 0.000			
LAP	SECTOR 1	SECTOR 2	SECTOR 3	LAP TIME	MPH	DIFF	TIME OF DAY
1 -	41.314	59.141	30.084	2:10.539	67.10	7.383	09:04:08.738
2 -	41.790	57.497	29.683	2:08.970	67.92	5.814	09:06:17.708
3 -	40.359	57.385	29.050	2:06.794 (3)	69.08	3.638	09:08:24.502
4 -	39.461	56.083	29.089	2:04.633 (2)	70.28	1.477	09:10:29.135
5 -	39.070	55.378	28.708	2:03.156 (1)	71.12		09:12:32.291

Weather / Track : Cloudy / Wet

BMCRC - MRO Championships 2020 - Rnd 4 @ Brands Hatch GP

BMCRC Thunderbike Sport

QUALIFYING - SECTOR ANALYSIS



SECTOR 1 = FL to I1, SECTOR 2 = I1 to I2, SECTOR 3 = I2 to FL, DIFF = Difference To Personal Best Lap, P = Crossed Finish Line in Pit Lane, D = Time Disallowed

P25 624		Matthew FEDRICK		Yamaha R6 - Matthew Fedrick farriers ltd/ Palmer Race Skool			
IDEAL LAP TIME : 2:01.024		BEST LAP TIME : 2:03.448		DIFFERENCE : 2.424			
LAP	SECTOR 1	SECTOR 2	SECTOR 3	LAP TIME	MPH	DIFF	TIME OF DAY
1 -	42.224	56.933	29.566	2:08.723 (3)	68.05	5.275	09:04:19.457
2 -	41.052	55.555	28.596	2:05.203 (2)	69.96	1.755	09:06:24.660
3 -	39.598	54.841	29.009	2:03.448 (1)	70.95		09:08:28.108

P26 40		Simon WILKINSON		Suzuki SV650 - S P Wilkinson Engineering Ltd			
IDEAL LAP TIME : 2:05.047		BEST LAP TIME : 2:05.331		DIFFERENCE : 0.284			
LAP	SECTOR 1	SECTOR 2	SECTOR 3	LAP TIME	MPH	DIFF	TIME OF DAY
1 -	41.591	57.830	29.779	2:09.200	67.80	3.869	09:04:42.973
2 -	40.555	58.908	29.247	2:08.710 (3)	68.05	3.379	09:06:51.683
3 -	40.105	55.968	29.258	2:05.331 (1)	69.89		09:08:57.014
4 -	40.265	56.305	28.974	2:05.544 (2)	69.77	0.213	09:11:02.558

P27 158 R		Ben LOGAN		Kawasaki ZX6R -			
IDEAL LAP TIME : 2:06.174		BEST LAP TIME : 2:06.646		DIFFERENCE : 0.472			
LAP	SECTOR 1	SECTOR 2	SECTOR 3	LAP TIME	MPH	DIFF	TIME OF DAY
1 -	42.001	1:02.136	31.790	2:15.927	64.44	9.281	09:04:41.912
2 -	43.978	1:01.108	30.012	2:15.098 (3)	64.84	8.452	09:06:57.010
3 -	42.398	57.254	28.834	2:08.486 (2)	68.17	1.840	09:09:05.496
4 -	40.443	56.897	29.306	2:06.646 (1)	69.16		09:11:12.142

P28 49 R		Oli CHAYTOR		Yamaha R6 - PearTree Racing			
IDEAL LAP TIME : 2:05.314		BEST LAP TIME : 2:06.914		DIFFERENCE : 1.600			
LAP	SECTOR 1	SECTOR 2	SECTOR 3	LAP TIME	MPH	DIFF	TIME OF DAY
1 -	43.927	1:00.105	31.147	2:15.179	64.80	8.265	09:04:43.820
2 -	43.838	59.730	29.905	2:13.473	65.63	6.559	09:06:57.293
3 -	41.672	56.322	28.920	2:06.914 (1)	69.02		09:09:04.207
4 -	40.072	57.242	30.264	2:07.578 (2)	68.66	0.664	09:11:11.785
5 -	43.056	59.897	30.104	2:13.057 (3)	65.83	6.143	09:13:24.842

P29 115		Albert WILLISHER		Suzuki GSXR600 K5 - willsher machinery ltd			
IDEAL LAP TIME : 2:06.848		BEST LAP TIME : 2:07.674		DIFFERENCE : 0.826			
LAP	SECTOR 1	SECTOR 2	SECTOR 3	LAP TIME	MPH	DIFF	TIME OF DAY
1 -	42.988	59.750	30.475	2:13.213	65.75	5.539	09:04:39.584
2 -	43.801	58.535	28.510	2:10.846	66.94	3.172	09:06:50.430
3 -	42.314	57.460	28.936	2:08.710 (3)	68.05	1.036	09:08:59.140
4 -	41.374	56.964	29.336	2:07.674 (1)	68.61		09:11:06.814
5 -	41.504	58.185	28.652	2:08.341 (2)	68.25	0.667	09:13:15.155

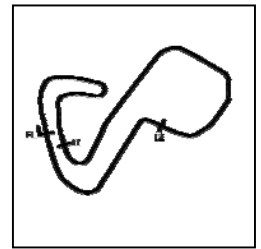
P30 48		Shaun WALLIS		Yamaha R6 - MBC Despatch Racing			
IDEAL LAP TIME : 2:09.046		BEST LAP TIME : 2:09.882		DIFFERENCE : 0.836			
LAP	SECTOR 1	SECTOR 2	SECTOR 3	LAP TIME	MPH	DIFF	TIME OF DAY
1 -	43.078	1:01.747	31.406	2:16.231	64.30	6.349	09:05:00.144
2 -	43.760	1:00.934	31.146	2:15.840	64.48	5.958	09:07:15.984
3 -	42.356	58.915	30.361	2:11.632 (2)	66.54	1.750	09:09:27.616
4 -	40.731	57.954	31.197	2:09.882 (1)	67.44		09:11:37.498
5 -	41.890	59.395	30.374	2:11.659 (3)	66.53	1.777	09:13:49.157

Weather / Track : Cloudy / Wet

BMCRC - MRO Championships 2020 - Rnd 4 @ Brands Hatch GP

BMCRC Thunderbike Sport

QUALIFYING - SECTOR ANALYSIS



SECTOR 1 = FL to I1, SECTOR 2 = I1 to I2, SECTOR 3 = I2 to FL, DIFF = Difference To Personal Best Lap, P = Crossed Finish Line in Pit Lane, D = Time Disallowed

P31 799		Michael FROST		Suzuki SV650 -			
IDEAL LAP TIME : 2:10.333		BEST LAP TIME : 2:10.333		DIFFERENCE : 0.000			
LAP	SECTOR 1	SECTOR 2	SECTOR 3	LAP TIME	MPH	DIFF	TIME OF DAY
1 -	44.410	1:02.608	31.359	2:18.377	63.30	8.044	09:04:28.956
2 -	42.627	1:01.164	30.323	2:14.114 (3)	65.31	3.781	09:06:43.070
3 -	41.720	1:01.527	30.197	2:13.444 (2)	65.64	3.111	09:08:56.514
4 -	40.846	59.304	30.183	2:10.333 (1)	67.21		09:11:06.847

P32 94		Steve SAINT		Yamaha 600 HYBRID - me			
IDEAL LAP TIME : 2:10.688		BEST LAP TIME : 2:11.590		DIFFERENCE : 0.902			
LAP	SECTOR 1	SECTOR 2	SECTOR 3	LAP TIME	MPH	DIFF	TIME OF DAY
1 -	45.208	1:02.033	31.830	2:19.071	62.98	7.481	09:04:50.896
2 -	44.302	1:01.347	30.734	2:16.383	64.22	4.793	09:07:07.279
3 -	42.481	59.657	30.781	2:12.919 (3)	65.90	1.329	09:09:20.198
4 -	41.890	58.746	31.366	2:12.002 (2)	66.36	0.412	09:11:32.200
5 -	42.792	58.479	30.319	2:11.590 (1)	66.56		09:13:43.790

P33 11 R		Darren O'LEARY		Suzuki SV650 - Pompey Motorcycle Racing			
IDEAL LAP TIME : 2:12.033		BEST LAP TIME : 2:12.368		DIFFERENCE : 0.335			
LAP	SECTOR 1	SECTOR 2	SECTOR 3	LAP TIME	MPH	DIFF	TIME OF DAY
1 -	43.611	1:01.006	31.742	2:16.359	64.24	3.991	09:04:58.742
2 -	44.344	1:00.353	31.229	2:15.926	64.44	3.558	09:07:14.668
3 -	42.975	1:00.372	31.237	2:14.584 (2)	65.08	2.216	09:09:29.252
4 -	42.201	58.603	31.564	2:12.368 (1)	66.17		09:11:41.620
5 -	42.294	1:00.765	31.741	2:14.800 (3)	64.98	2.432	09:13:56.420

P34 187		David TREVEIL		Yamaha YZF-R6 -			
IDEAL LAP TIME : 2:13.055		BEST LAP TIME : 2:13.154		DIFFERENCE : 0.099			
LAP	SECTOR 1	SECTOR 2	SECTOR 3	LAP TIME	MPH	DIFF	TIME OF DAY
1 -	45.178	1:03.766	32.866	2:21.810	61.77	8.656	09:05:13.138
2 -	43.611	1:01.692	30.924	2:16.227	64.30	3.073	09:07:29.365
3 -	41.941	1:01.144	30.330	2:13.415 (2)	65.65	0.261	09:09:42.780
4 -	42.969	1:01.131	31.333	2:15.433 (3)	64.68	2.279	09:11:58.213
5 -	41.594	1:01.152	30.408	2:13.154 (1)	65.78		09:14:11.367

P35 83 R		Greg RYAN		Suzuki SV650 - Greg Ryan Racing 83 , Hell performance			
IDEAL LAP TIME : 2:13.101		BEST LAP TIME : 2:13.164		DIFFERENCE : 0.063			
LAP	SECTOR 1	SECTOR 2	SECTOR 3	LAP TIME	MPH	DIFF	TIME OF DAY
1 -	45.311	1:04.301	31.676	2:21.288	61.99	8.124	09:05:07.714
2 -	43.241	1:01.832	30.313	2:15.386 (3)	64.70	2.222	09:07:23.100
3 -	42.652	1:00.738	31.196	2:14.586 (2)	65.08	1.422	09:09:37.686
4 -	42.814	1:02.141	31.961	2:16.916	63.97	3.752	09:11:54.602
5 -	42.224	1:00.564	30.376	2:13.164 (1)	65.78		09:14:07.766

P36 37		Ricky WOODS		Suzuki GSXR 600 - KTS Vehicle Repairs			
IDEAL LAP TIME : 2:13.931		BEST LAP TIME : 2:14.594		DIFFERENCE : 0.663			
LAP	SECTOR 1	SECTOR 2	SECTOR 3	LAP TIME	MPH	DIFF	TIME OF DAY
1 -	42.805	1:02.463	32.552	2:17.820	63.56	3.226	09:04:41.666
2 -	42.890	1:01.015	31.137	2:15.042 (2)	64.86	0.448	09:06:56.708
3 -	42.219	1:01.449	30.926	2:14.594 (1)	65.08		09:09:11.302
4 -	41.990	1:02.142	33.031	2:17.163 (3)	63.86	2.569	09:11:28.465

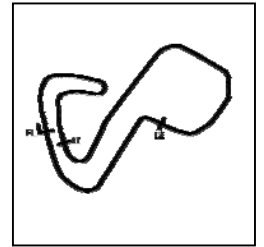
Weather / Track : Cloudy / Wet

Brands Hatch GP
Circuit Length = 2.4332 miles
Start: 09:00 Flag 09:12 End: 09:14

BMCRC - MRO Championships 2020 - Rnd 4 @ Brands Hatch GP

BMCRC Thunderbike Sport

QUALIFYING - SECTOR ANALYSIS



SECTOR 1 = FL to I1, SECTOR 2 = I1 to I2, SECTOR 3 = I2 to FL, DIFF = Difference To Personal Best Lap, P = Crossed Finish Line in Pit Lane, D = Time Disallowed

P37 138 R		Craig JARMIN		Suzuki SV650 -			
IDEAL LAP TIME : 2:15.341		BEST LAP TIME : 2:15.720		DIFFERENCE : 0.379			
LAP	SECTOR 1	SECTOR 2	SECTOR 3	LAP TIME	MPH	DIFF	TIME OF DAY
1 -	45.711	1:03.594	32.301	2:21.606	61.86	5.886	09:05:09.126
2 -	44.571	1:01.067	31.651	2:17.289 (3)	63.80	1.569	09:07:26.415
3 -	42.769	1:01.309	31.642	2:15.720 (1)	64.54		09:09:42.135
4 -	43.117	1:00.930	34.054	2:18.101	63.43	2.381	09:12:00.236
5 -	43.279	1:01.115	31.694	2:16.088 (2)	64.36	0.368	09:14:16.324

P38 171		Karie HENLY		Honda CBR600 - Thomas Racing			
IDEAL LAP TIME : 2:18.194		BEST LAP TIME : 2:19.021		DIFFERENCE : 0.827			
LAP	SECTOR 1	SECTOR 2	SECTOR 3	LAP TIME	MPH	DIFF	TIME OF DAY
1 -	45.236	1:01.934	32.265	2:19.435 (2)	62.82	0.414	09:04:52.730
2 -	45.618	1:01.923	31.480	2:19.021 (1)	63.01		09:07:11.751
3 -	44.791	1:05.292	31.914	2:21.997 (3)	61.69	2.976	09:09:33.748

BMCRC - MRO Championships 2020 - Rnd 4 @ Brands Hatch GP

BMCRC Thunderbike Sport

QUALIFYING - BEST SECTORS

SECTOR 1			SECTOR 2			SECTOR 3			IDEAL / BEST COMPARISON						
POS	NO	NAME	TIME	NO	NAME	TIME	NO	NAME	TIME	POS	NO	NAME	IDEAL	BEST	DIFF
													PERFECT LAP	1:53.756	
1	710	HENSTOCK	35.450	12	BLOCH	51.854	12	BLOCH	26.452	1	12	BLOCH	1:54.669	1:54.669	0.000
2	86	WITHERINGTON	36.094	86	WITHERINGTON	51.961	164	SALTMER	26.925	2	710	HENSTOCK	1:54.984	1:55.500	0.516
3	12	BLOCH	36.363	710	HENSTOCK	52.090	137	CRAWT	26.956	3	86	WITHERINGTON	1:55.038	1:55.038	0.000
4	62	KING	36.442	82	HINNELLS	52.208	86	WITHERINGTON	26.983	4	137	CRAWT	1:56.293	1:56.617	0.324
5	137	CRAWT	36.584	243	WILLSHER	52.493	84	BRANCO	26.983	5	717	SHEEHAN	1:56.861	1:57.352	0.491
6	717	SHEEHAN	37.086	23	BECKETT	52.605	82	HINNELLS	27.037	6	243	WILLSHER	1:57.071	1:57.071	0.000
7	243	WILLSHER	37.249	717	SHEEHAN	52.660	717	SHEEHAN	27.115	7	82	HINNELLS	1:57.097	1:57.349	0.252
8	152	FRICKER	37.306	137	CRAWT	52.753	22	MAY	27.174	8	62	KING	1:57.593	1:58.090	0.497
9	84	BRANCO	37.794	50	ROBSON	52.915	152	FRICKER	27.216	9	152	FRICKER	1:57.643	1:57.788	0.145
10	82	HINNELLS	37.852	152	FRICKER	53.121	243	WILLSHER	27.329	10	23	BECKETT	1:58.208	1:58.440	0.232
11	351	DIGBY-BAKER	37.928	164	SALTMER	53.241	23	BECKETT	27.413	11	164	SALTMER	1:58.230	1:59.355	1.125
12	50	ROBSON	37.943	624	FEDRICK	53.246	62	KING	27.427	12	84	BRANCO	1:58.277	1:58.646	0.369
13	164	SALTMER	38.064	84	BRANCO	53.500	710	HENSTOCK	27.444	13	50	ROBSON	1:58.868	1:58.868	0.000
14	81	MAY	38.119	351	DIGBY-BAKER	53.668	351	DIGBY-BAKER	27.871	14	22	MAY	1:59.373	2:00.072	0.699
15	23	BECKETT	38.190	19	LILLEY	53.691	911	GOFFORD	27.905	15	351	DIGBY-BAKER	1:59.467	1:59.809	0.342
16	19	LILLEY	38.277	62	KING	53.724	961	SIM	27.911	16	19	LILLEY	2:00.219	2:00.508	0.289
17	22	MAY	38.461	22	MAY	53.738	191	SEATH	27.918	17	81	MAY	2:00.277	2:00.893	0.616
18	191	SEATH	38.624	333	STUBBERFIELD	54.169	81	MAY	27.966	18	624	FEDRICK	2:01.024	2:03.448	2.424
19	911	GOFFORD	38.778	81	MAY	54.192	71	CLUNE	27.997	19	333	STUBBERFIELD	2:01.285	2:01.285	0.000
20	71	CLUNE	38.782	26	THOMPSON	54.492	50	ROBSON	28.010	20	911	GOFFORD	2:01.329	2:01.675	0.346
21	333	STUBBERFIELD	38.896	911	GOFFORD	54.646	26	THOMPSON	28.122	21	191	SEATH	2:01.475	2:01.895	0.420
22	109	CAYFORD	39.070	961	SIM	54.794	333	STUBBERFIELD	28.220	22	71	CLUNE	2:01.587	2:01.587	0.000
23	961	SIM	39.095	71	CLUNE	54.808	19	LILLEY	28.251	23	26	THOMPSON	2:01.796	2:01.796	0.000
24	26	THOMPSON	39.182	191	SEATH	54.933	115	WILLSHER	28.510	24	961	SIM	2:01.800	2:02.009	0.209
25	624	FEDRICK	39.182	109	CAYFORD	55.378	624	FEDRICK	28.596	25	109	CAYFORD	2:03.156	2:03.156	0.000
26	49	CHAYTOR	40.072	40	WILKINSON	55.968	109	CAYFORD	28.708	26	40	WILKINSON	2:05.047	2:05.331	0.284
27	40	WILKINSON	40.105	49	CHAYTOR	56.322	158	LOGAN	28.834	27	49	CHAYTOR	2:05.314	2:06.914	1.600
28	158	LOGAN	40.443	158	LOGAN	56.897	49	CHAYTOR	28.920	28	158	LOGAN	2:06.174	2:06.646	0.472
29	48	WALLIS	40.731	115	WILLSHER	56.964	40	WILKINSON	28.974	29	115	WILLSHER	2:06.848	2:07.674	0.826
30	799	FROST	40.846	48	WALLIS	57.954	799	FROST	30.183	30	48	WALLIS	2:09.046	2:09.882	0.836
31	115	WILLSHER	41.374	94	SAINT	58.479	83	RYAN	30.313	31	799	FROST	2:10.333	2:10.333	0.000
32	187	TREVEIL	41.594	11	O'LEARY	58.603	94	SAINT	30.319	32	94	SAINT	2:10.688	2:11.590	0.902
33	94	SAINT	41.890	799	FROST	59.304	187	TREVEIL	30.330	33	11	O'LEARY	2:12.033	2:12.368	0.335
34	37	WOODS	41.990	83	RYAN	1:00.564	48	WALLIS	30.361	34	187	TREVEIL	2:13.055	2:13.154	0.099
35	11	O'LEARY	42.201	138	JARMIN	1:00.930	37	WOODS	30.926	35	83	RYAN	2:13.101	2:13.164	0.063
36	83	RYAN	42.224	37	WOODS	1:01.015	11	O'LEARY	31.229	36	37	WOODS	2:13.931	2:14.594	0.663
37	138	JARMIN	42.769	187	TREVEIL	1:01.131	171	HENLY	31.480	37	138	JARMIN	2:15.341	2:15.720	0.379
38	171	HENLY	44.791	171	HENLY	1:01.923	138	JARMIN	31.642	38	171	HENLY	2:18.194	2:19.021	0.827
39															

Weather / Track : Cloudy / Wet

Results can be found at www.tsl-timing.com

Brands Hatch GP

Circuit Length = 2.4332 miles

Start: 09:00 Flag 09:12 End: 09:14

Printed - 09:16 Saturday, 03 October 2020

BMCRC - MRO Championships 2020 - Rnd 4 @ Brands Hatch GP

BMCRC Thunderbike Sport

QUALIFYING - STATISTICS

Competitors Started 39
Planned Start 2020-10-03 @ 09:00:00.000
Actual Start 2020-10-03 @ 09:00:24.023
Finish Time 2020-10-03 @ 09:12:19.358
Track Length 2.4332mi.
Total Laps 185
Total Distance Covered 450.1585mi.

Session Fastest Lap History

NO	CL	NAME	LAP TIME	TIME OF DAY	LAP	VEHICLE
84		Ricardo BRANCO	2:01.179	09:03:50.871	1	Yamaha R6
12		Cedric BLOCH	2:01.143	09:03:59.308	1	Kawasaki ZX6R
243		Richard WILLSSHER	1:57.071	09:04:08.506	1	Suzuki GSXR 600
12		Cedric BLOCH	1:55.711	09:07:52.921	3	Kawasaki ZX6R
12		Cedric BLOCH	1:54.669	09:09:47.592	4	Kawasaki ZX6R

Flag History

TYPE	TIME OF DAY
GREEN	09:00:24.023
FINISH	09:12:19.358

Flag Statistics

TYPE	COUNT	TOTAL LAPS	TOTAL TIME
Green	1	6	14:00.579
Red	0	0	0.000
Safety Car	0	0	0.000
FCY	0	0	0.000

BMCRC - MRO Championships 2020 - Rnd 4 @ Brands Hatch GP

BMCRC Thunderbike Sport

QUALIFYING - STATISTICS

CLASS :

28 Starters

Fastest Lap History

NO	NAME	LAP TIME	TIME OF DAY	LAP	VEHICLE
84	Ricardo BRANCO	2:01.179	09:03:50.871	1	Yamaha R6
12	Cedric BLOCH	2:01.143	09:03:59.308	1	Kawasaki ZX6R
243	Richard WILLSSHER	1:57.071	09:04:08.506	1	Suzuki GSXR 600
12	Cedric BLOCH	1:55.711	09:07:52.921	3	Kawasaki ZX6R
12	Cedric BLOCH	1:54.669	09:09:47.592	4	Kawasaki ZX6R

Weather / Track : Cloudy / Wet

Results can be found at www.tsl-timing.com

Page 2 of 3

Brands Hatch GP
Circuit Length = 2.4332 miles
Start: 09:00 Flag 09:12 End: 09:14
Printed - 09:17 Saturday, 03 October 2020

BMCRC - MRO Championships 2020 - Rnd 4 @ Brands Hatch GP

BMCRC Thunderbike Sport

QUALIFYING - STATISTICS

CLASS : R

11 Starters

Fastest Lap History

NO	NAME	LAP TIME	TIME OF DAY	LAP	VEHICLE
62	James KING	2:06.640	09:04:08.418	1	Suzuki SV650
710	Craig HENSTOCK	2:06.482	09:04:09.321	1	Suzuki SV650
717	James SHEEHAN	2:05.843	09:04:09.710	1	Suzuki GLADIUS 650
62	James KING	1:58.090	09:06:06.508	2	Suzuki SV650
710	Craig HENSTOCK	1:56.537	09:08:07.016	3	Suzuki SV650
710	Craig HENSTOCK	1:55.500	09:11:59.344	5	Suzuki SV650

Weather / Track : Cloudy / Wet

Results can be found at www.tsl-timing.com

Page 3 of 3

Brands Hatch GP
Circuit Length = 2.4332 miles
Start: 09:00 Flag 09:12 End: 09:14
Printed - 09:17 Saturday, 03 October 2020

BMCRC - MRO Championships 2020 - Rnd 4 @ Brands Hatch GP



BMCRC Thunderbike Sport

RACE 1 - GRID (5 Laps)

ROW 14	42		41		40	151	Andrew DURANT	
ROW 13		39	139	Rob MARLEY	38	171	Karie HENLY	
ROW 12	36	37	Ricky WOODS	2:14.594	35	83	Greg RYAN	
ROW 11		33	11	Darren O'LEARY	2:12.368	32	94	Steve SAINT
ROW 10	30	48	Shaun WALLIS	2:09.882	29	115	Albert WILLISHER	
ROW 9		27	158	Ben LOGAN	2:06.646	26	40	Simon WILKINSON
ROW 8	24	109	Chris CAYFORD	2:03.156	23	961	Jack SIM	
ROW 7		21	26	Lydia THOMPSON	2:01.796	20	911	Craig GOFFORD
ROW 6	18	333	Mark STUBBERFIELD	2:01.285	17	81	Malvern MAY	
ROW 5		15	22	Matthew MAY	2:00.072	14	351	Sam DIGBY-BAKER
ROW 4	12	50	Paul ROBSON	1:58.868	11	84	Ricardo BRANCO	
ROW 3		9	62	James KING	1:58.090	8	152	Elliot FRICKER
ROW 2	6	82	Matt HINNELLS	1:57.349	5	243	Richard WILLISHER	
ROW 1		3	710	Craig HENSTOCK	1:55.500	2	86	Paul WITHERINGTON
						1	12	Cedric BLOCH
								Pole

Brands Hatch GP
Circuit Length = 2.4332 miles

These results are provisional until the conclusion of any judicial and technical matters.

Clerk Of Course :	Steward :	Timekeeper :
-------------------	-----------	--------------

Results can be found at www.tsl-timing.com

Printed - 09:17 Saturday, 03 October 2020



BMCRC - MRO Championships 2020 - Rnd 4 @ Brands Hatch GP



BMCRC Thunderbike Sport

RACE 1 - CLASSIFICATION

POS	NO	CL	PIC NAME	ENTRY	LAPS	TIME	GAP	DIFF	MPH	BEST	ON
1	12		1 Cedric BLOCH	Kawasaki ZX6R - Brigit's Group & SDC Performance	3	5:42.768			76.66	1:51.159	3
2	22		2 Matthew MAY	Honda CBR600FY - Mays Racing	3	5:42.811	0.043	0.043	76.65	1:49.572	3
3	82		3 Matt HINNELLS	Honda CBR600F - BD Racing	3	5:47.665	4.897	4.854	75.58	1:52.922	3
4	137*		4 Charlie CRAWT	Yamaha R6 - AM Advanced Engineering / Tea & Ca	3	5:48.336	5.568	0.671	75.44	1:52.318	3
5	351		5 Sam DIGBY-BAKER	Yamaha R6 -	3	5:48.403	5.635	0.067	75.42	1:53.554	2
6	84		6 Ricardo BRANCO	Yamaha R6 - IMP Racing	3	5:51.758	8.990	3.355	74.70	1:52.840	2
7	717	R	1 James SHEEHAN	Suzuki GLADIUS 650 - Sheehan Racing	3	5:52.451	9.683	0.693	74.56	1:54.616	2
8	961		7 Jack SIM	Yamaha R6 - Platform Lift Engineers Ltd	3	5:54.695	11.927	2.244	74.09	1:55.344	3
9	164		8 Robert SALTMER	Kawasaki ZX6R - Capital Concrete Ltd	3	5:54.832	12.064	0.137	74.06	1:55.315	3
10	19		9 Kevin LILLEY	Suzuki SV650 - Trafalgar Cleaning Eqpt. / Steve Jor	3	5:57.761	14.993	2.929	73.45	1:55.796	2
11	81		10 Malvern MAY	Honda CBR600RR -	3	6:01.178	18.410	3.417	72.76	1:56.528	2
12	71		11 Colin CLUNE	Suzuki SV650 -	3	6:03.941	21.173	2.763	72.20	1:58.974	3
13	23		12 Claire BECKETT	Suzuki SV650 - P Sheils & Sons	3	6:06.116	23.348	2.175	71.77	1:59.420	3
14	191		13 James SEATH	Kawasaki ZX6-RR - Ovenden Earthmoving	3	6:10.055	27.287	3.939	71.01	2:01.160	2
15	333	R	2 Mark STUBBERFIELD	Suzuki SV650 SUPERTWIN -	3	6:15.669	32.901	5.614	69.95	2:00.895	2
16	799		14 Michael FROST	Suzuki SV650 -	3	6:21.795	39.027	6.126	68.83	2:04.031	2
17	40		15 Simon WILKINSON	Suzuki SV650 - S P Wilkinson Engineering Ltd	3	6:23.666	40.898	1.871	68.49	2:04.264	3
18	11	R	3 Darren O'LEARY	Suzuki SV650 - Pompey Motorcycle Racing	3	6:23.981	41.213	0.315	68.43	2:04.608	3
19	49	R	4 Oli CHAYTOR	Yamaha R6 - PearTree Racing	3	6:29.900	47.132	5.919	67.40	2:04.357	3
20	94		16 Steve SAINT	Yamaha 600 HYBRID - me	3	6:32.483	49.715	2.583	66.95	2:07.099	3
21	48		17 Shaun WALLIS	Yamaha R6 - MBC Despatch Racing	3	6:33.207	50.439	0.724	66.83	2:06.307	3
22	911	R	5 Craig GOFFORD	Suzuki SV650 - Meala Racing Development	3	6:33.748	50.980	0.541	66.74	2:07.863	3
23	187		18 David TREVEIL	Yamaha YZF-R6 -	3	6:34.017	51.249	0.269	66.69	2:06.628	2
24	37		19 Ricky WOODS	Suzuki GSXR 600 - KTS Vehicle Repairs	3	6:36.855	54.087	2.838	66.21	2:09.046	3
25	624		20 Matthew FEDRICK	Yamaha R6 - Matthew Fedrick carriers ltd/ Palmer R	3	6:39.944	57.176	3.089	65.70	2:09.551	2
26	138	R	6 Craig JARMIN	Suzuki SV650 -	3	6:40.641	57.873	0.697	65.59	2:08.786	2
27	139	R	7 Rob MARLEY	Honda CBR600F3 - PearTree Racing	3	6:40.946	58.178	0.305	65.54	2:07.816	3
28	83	R	8 Greg RYAN	Suzuki SV650 - Greg Ryan Racing 83 , Hell perform	3	6:53.075	1:10.307	12.129	63.61	2:11.298	2

NOT CLASSIFIED

DNF	109		Chris CAYFORD	Yamaha R1 - Multi-Tech Coachworks	2	4:16.665	1 Lap	1 Lap	68.25	2:03.140	2
DNF	62	R	James KING	Suzuki SV650 -	1	2:03.075	2 Laps	1 Lap	71.17		
DNF	86		Paul WITHERINGTON	Suzuki SV650 - PJW Plumbers	0						

FASTEST LAP

	22		Matthew MAY	Honda CBR600FY - Mays Racing	3	1:49.572			79.94 mph	128.66 kph	
	717	R	James SHEEHAN	Suzuki GLADIUS 650 - Sheehan Racing	2	1:54.616			76.42 mph	122.99 kph	

* Bike 137 - Please fit a working transponder
 Class - 92.5% of Race Speed = 70.91 mph
 Class R - 92.5% of Race Speed = 68.96 mph

Brands Hatch GP
 Circuit Length = 2.4332 miles
 Start: 11:54 Flag 12:00 End: 12:01

Weather / Track : Cloudy / Wet

These results are provisional until the conclusion of any judicial and technical matters.

Clerk Of Course :	Steward :	Timekeeper :
-------------------	-----------	--------------

Results can be found at www.tsl-timing.com

Printed - 12:02 Saturday, 03 October 2020



BMCRC - MRO Championships 2020 - Rnd 4 @ Brands Hatch GP

BMCRC Thunderbike Sport

RACE 1 - LAP CHART

LAP 1 @ 11:56:47.260

NO	BEHIND	LAP TIME
12		1:59.223
351	1.766	2:00.989
137	1.791	2:01.014
82	2.231	2:01.454
22	2.349	2:01.572
717	3.625	2:02.848
62	3.852	2:03.075
961	4.335	2:03.558
84	4.517	2:03.740
164	4.743	2:03.966
19	5.855	2:05.078
81	6.463	2:05.686
71	6.683	2:05.906
23	7.235	2:06.458
191	8.450	2:07.673
333	10.194	2:09.417
799	13.260	2:12.483
109	14.302	2:13.525
11	14.449	2:13.672
40	14.722	2:13.945
911	17.558	2:16.781
94	17.696	2:16.919
49	18.362	2:17.585
37	18.719	2:17.942
48	19.549	2:18.772
624	21.205	2:20.428
187	21.489	2:20.712
138	22.144	2:21.367
83	24.299	2:23.522
139	24.479	2:23.702

LAP 3 @ 12:00:30.805

NO	BEHIND	LAP TIME
12		1:51.159
22	0.043	1:49.572
82	4.897	1:52.922
137	5.568	1:52.318
351	5.635	1:53.860
84	8.990	1:55.178
717	9.683	1:54.987
961	11.927	1:55.344
164	12.064	1:55.315
19	14.993	1:56.887
81	18.410	1:58.964
71	21.173	1:58.974
23	23.348	1:59.420
191	27.287	2:01.222
333	32.901	2:05.357
799	39.027	2:05.281
40	40.898	2:04.264
11	41.213	2:04.608
49	47.132	2:04.357
94	49.715	2:07.099
48	50.439	2:06.307
911	50.980	2:07.863
187	51.249	2:06.677
37	54.087	2:09.046
624	57.176	2:09.965
138	57.873	2:10.488
139	58.178	2:07.816
83	1:10.307	2:18.255

LAP 2 @ 11:58:39.646

NO	BEHIND	LAP TIME
12		1:52.386
22	1.630	1:51.667
351	2.934	1:53.554
82	3.134	1:53.289
137	4.409	1:55.004
84	4.971	1:52.840
717	5.855	1:54.616
961	7.742	1:55.793
164	7.908	1:55.551
19	9.265	1:55.796
81	10.605	1:56.528
71	13.358	1:59.061
23	15.087	2:00.238
191	17.224	2:01.160
333	18.703	2:00.895
799	24.905	2:04.031
109	25.056	2:03.140
11	27.764	2:05.701
40	27.793	2:05.457
94	33.775	2:08.465
49	33.934	2:07.958
911	34.276	2:09.104
48	35.291	2:08.128
187	35.731	2:06.628
37	36.200	2:09.867
624	38.370	2:09.551
138	38.544	2:08.786
139	41.521	2:09.428
83	43.211	2:11.298

Weather / Track : Cloudy / Wet

Results can be found at www.tsl-timing.com

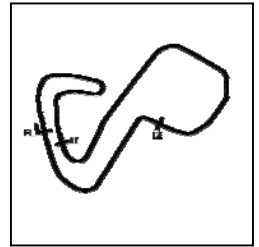
Brands Hatch GP
Circuit Length = 2.4332 miles
Start: 11:54 Flag 12:00 End: 12:01

Printed - 12:03 Saturday, 03 October 2020

BMCRC - MRO Championships 2020 - Rnd 4 @ Brands Hatch GP

BMCRC Thunderbike Sport

RACE 1 - SECTOR ANALYSIS



SECTOR 1 = FL to I1, SECTOR 2 = I1 to I2, SECTOR 3 = I2 to FL, DIFF = Difference To Personal Best Lap, P = Crossed Finish Line in Pit Lane, D = Time Disallowed

P1 12		Cedric BLOCH		Kawasaki ZX6R - Brigit's Group & SDC Performance			
IDEAL LAP TIME : 1:51.159		BEST LAP TIME : 1:51.159		DIFFERENCE : 0.000			
LAP	SECTOR 1	SECTOR 2	SECTOR 3	LAP TIME	MPH	DIFF	TIME OF DAY
1 -		50.921	26.187	1:59.223	73.47	8.064	11:56:47.260
2 -	36.570	49.959	25.857	1:52.386 (2)	77.94	1.227	11:58:39.646
3 -	36.262	49.351	25.546	1:51.159 (1)	78.80		12:00:30.805

P2 22		Matthew MAY		Honda CBR600FY - Mays Racing			
IDEAL LAP TIME : 1:49.572		BEST LAP TIME : 1:49.572		DIFFERENCE : 0.000			
LAP	SECTOR 1	SECTOR 2	SECTOR 3	LAP TIME	MPH	DIFF	TIME OF DAY
1 -		51.300	26.427	2:01.572	72.05	12.000	11:56:49.609
2 -	36.213	49.826	25.628	1:51.667 (2)	78.44	2.095	11:58:41.276
3 -	35.679	48.444	25.449	1:49.572 (1)	79.94		12:00:30.848

P3 82		Matt HINNELLS		Honda CBR600F - BD Racing			
IDEAL LAP TIME : 1:52.922		BEST LAP TIME : 1:52.922		DIFFERENCE : 0.000			
LAP	SECTOR 1	SECTOR 2	SECTOR 3	LAP TIME	MPH	DIFF	TIME OF DAY
1 -		51.517	26.719	2:01.454	72.12	8.532	11:56:49.491
2 -	36.900	50.184	26.205	1:53.289 (2)	77.32	0.367	11:58:42.780
3 -	36.845	50.036	26.041	1:52.922 (1)	77.57		12:00:35.702

P4 137		Charlie CRAWT		Yamaha R6 - AM Advanced Engineering / Tea & Cake Time Ra			
IDEAL LAP TIME :		BEST LAP TIME : 1:52.318		DIFFERENCE :			
LAP	SECTOR 1	SECTOR 2	SECTOR 3	LAP TIME	MPH	DIFF	TIME OF DAY
1 -				2:01.014	72.38	8.696	11:56:49.051
2 -				1:55.004 (2)	76.16	2.686	11:58:44.055
3 -				1:52.318 (1)	77.99		12:00:36.373

P5 351		Sam DIGBY-BAKER		Yamaha R6 -			
IDEAL LAP TIME : 1:53.237		BEST LAP TIME : 1:53.554		DIFFERENCE : 0.317			
LAP	SECTOR 1	SECTOR 2	SECTOR 3	LAP TIME	MPH	DIFF	TIME OF DAY
1 -		51.202	27.047	2:00.989	72.40	7.435	11:56:49.026
2 -	36.559	50.504	26.491	1:53.554 (1)	77.14		11:58:42.580
3 -	36.242	50.957	26.661	1:53.860 (2)	76.93	0.306	12:00:36.440

P6 84		Ricardo BRANCO		Yamaha R6 - IMP Racing			
IDEAL LAP TIME : 1:52.840		BEST LAP TIME : 1:52.840		DIFFERENCE : 0.000			
LAP	SECTOR 1	SECTOR 2	SECTOR 3	LAP TIME	MPH	DIFF	TIME OF DAY
1 -		52.465	26.369	2:03.740	70.79	10.900	11:56:51.777
2 -	36.598	50.404	25.838	1:52.840 (1)	77.63		11:58:44.617
3 -	37.142	51.250	26.786	1:55.178 (2)	76.05	2.338	12:00:39.795

P7 717 R		James SHEEHAN		Suzuki GLADIUS 650 - Sheehan Racing			
IDEAL LAP TIME : 1:54.569		BEST LAP TIME : 1:54.616		DIFFERENCE : 0.047			
LAP	SECTOR 1	SECTOR 2	SECTOR 3	LAP TIME	MPH	DIFF	TIME OF DAY
1 -		51.846	27.889	2:02.848	71.30	8.232	11:56:50.885
2 -	36.420	50.953	27.243	1:54.616 (1)	76.42		11:58:45.501
3 -	36.373	51.232	27.382	1:54.987 (2)	76.18	0.371	12:00:40.488

P8 961		Jack SIM		Yamaha R6 - Platform Lift Engineers Ltd			
IDEAL LAP TIME : 1:54.884		BEST LAP TIME : 1:55.344		DIFFERENCE : 0.460			
LAP	SECTOR 1	SECTOR 2	SECTOR 3	LAP TIME	MPH	DIFF	TIME OF DAY
1 -		53.137	26.615	2:03.558	70.89	8.214	11:56:51.595
2 -	37.153	51.829	26.811	1:55.793 (2)	75.65	0.449	11:58:47.388
3 -	36.606	51.663	27.075	1:55.344 (1)	75.94		12:00:42.732

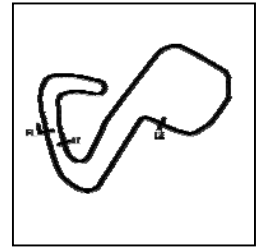
Weather / Track : Cloudy / Wet

Brands Hatch GP
Circuit Length = 2.4332 miles
Start: 11:54 Flag 12:00 End: 12:01

BMCRC - MRO Championships 2020 - Rnd 4 @ Brands Hatch GP

BMCRC Thunderbike Sport

RACE 1 - SECTOR ANALYSIS



SECTOR 1 = FL to I1, SECTOR 2 = I1 to I2, SECTOR 3 = I2 to FL, DIFF = Difference To Personal Best Lap, P = Crossed Finish Line in Pit Lane, D = Time Disallowed

P9 164		Robert SALTMER		Kawasaki ZX6R - Capital Concrete Ltd			
IDEAL LAP TIME : 1:55.200		BEST LAP TIME : 1:55.315		DIFFERENCE : 0.115			
LAP	SECTOR 1	SECTOR 2	SECTOR 3	LAP TIME	MPH	DIFF	TIME OF DAY
1 -		52.948	26.488	2:03.966	70.66	8.651	11:56:52.003
2 -	37.578	51.898	26.075	1:55.551 (2)	75.80	0.236	11:58:47.554
3 -	37.440	51.685	26.190	1:55.315 (1)	75.96		12:00:42.869

P10 19		Kevin LILLEY		Suzuki SV650 - Trafalgar Cleaning Eqpt. / Steve Jordan Motorcy			
IDEAL LAP TIME : 1:55.796		BEST LAP TIME : 1:55.796		DIFFERENCE : 0.000			
LAP	SECTOR 1	SECTOR 2	SECTOR 3	LAP TIME	MPH	DIFF	TIME OF DAY
1 -		52.791	27.133	2:05.078	70.03	9.282	11:56:53.115
2 -	36.869	51.978	26.949	1:55.796 (1)	75.64		11:58:48.911
3 -	37.040	52.138	27.709	1:56.887 (2)	74.94	1.091	12:00:45.798

P11 81		Malvern MAY		Honda CBR600RR -			
IDEAL LAP TIME : 1:56.528		BEST LAP TIME : 1:56.528		DIFFERENCE : 0.000			
LAP	SECTOR 1	SECTOR 2	SECTOR 3	LAP TIME	MPH	DIFF	TIME OF DAY
1 -		53.327	27.872	2:05.686	69.69	9.158	11:56:53.723
2 -	37.443	51.439	27.646	1:56.528 (1)	75.17		11:58:50.251
3 -	38.614	52.677	27.673	1:58.964 (2)	73.63	2.436	12:00:49.215

P12 71		Colin CLUNE		Suzuki SV650 -			
IDEAL LAP TIME : 1:58.138		BEST LAP TIME : 1:58.974		DIFFERENCE : 0.836			
LAP	SECTOR 1	SECTOR 2	SECTOR 3	LAP TIME	MPH	DIFF	TIME OF DAY
1 -		52.832	27.539	2:05.906	69.57	6.932	11:56:53.943
2 -	37.767	53.614	27.680	1:59.061 (2)	73.57	0.087	11:58:53.004
3 -	38.306	52.975	27.693	1:58.974 (1)	73.62		12:00:51.978

P13 23		Claire BECKETT		Suzuki SV650 - P Sheils & Sons			
IDEAL LAP TIME : 1:58.213		BEST LAP TIME : 1:59.420		DIFFERENCE : 1.207			
LAP	SECTOR 1	SECTOR 2	SECTOR 3	LAP TIME	MPH	DIFF	TIME OF DAY
1 -		52.852	27.723	2:06.458	69.27	7.038	11:56:54.495
2 -	38.076	53.862	28.300	2:00.238 (2)	72.85	0.818	11:58:54.733
3 -	38.975	52.414	28.031	1:59.420 (1)	73.35		12:00:54.153

P14 191		James SEATH		Kawasaki ZX6-RR - Ovenden Earthmoving			
IDEAL LAP TIME : 1:59.776		BEST LAP TIME : 2:01.160		DIFFERENCE : 1.384			
LAP	SECTOR 1	SECTOR 2	SECTOR 3	LAP TIME	MPH	DIFF	TIME OF DAY
1 -		53.843	27.441	2:07.673	68.61	6.513	11:56:55.710
2 -	38.492	54.579	28.089	2:01.160 (1)	72.29		11:58:56.870
3 -	39.081	54.130	28.011	2:01.222 (2)	72.26	0.062	12:00:58.092

P15 333 R		Mark STUBBERFIELD		Suzuki SV650 SUPERTWIN -			
IDEAL LAP TIME : 2:00.751		BEST LAP TIME : 2:00.895		DIFFERENCE : 0.144			
LAP	SECTOR 1	SECTOR 2	SECTOR 3	LAP TIME	MPH	DIFF	TIME OF DAY
1 -		54.045	28.275	2:09.417	67.68	8.522	11:56:57.454
2 -	38.734	54.189	27.972	2:00.895 (1)	72.45		11:58:58.349
3 -	40.014	56.340	29.003	2:05.357 (2)	69.87	4.462	12:01:03.706

P16 799		Michael FROST		Suzuki SV650 -			
IDEAL LAP TIME : 2:03.822		BEST LAP TIME : 2:04.031		DIFFERENCE : 0.209			
LAP	SECTOR 1	SECTOR 2	SECTOR 3	LAP TIME	MPH	DIFF	TIME OF DAY
1 -		55.699	28.668	2:12.483	66.12	8.452	11:57:00.520
2 -	39.526	55.628	28.877	2:04.031 (1)	70.62		11:59:04.551
3 -	39.948	56.564	28.769	2:05.281 (2)	69.92	1.250	12:01:09.832

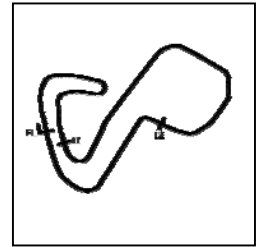
Weather / Track : Cloudy / Wet

Brands Hatch GP
Circuit Length = 2.4332 miles
Start: 11:54 Flag 12:00 End: 12:01

BMCRC - MRO Championships 2020 - Rnd 4 @ Brands Hatch GP

BMCRC Thunderbike Sport

RACE 1 - SECTOR ANALYSIS



SECTOR 1 = FL to I1, SECTOR 2 = I1 to I2, SECTOR 3 = I2 to FL, DIFF = Difference To Personal Best Lap, P = Crossed Finish Line in Pit Lane, D = Time Disallowed

P17 40		Simon WILKINSON		Suzuki SV650 - S P Wilkinson Engineering Ltd			
IDEAL LAP TIME : 2:03.722		BEST LAP TIME : 2:04.264		DIFFERENCE : 0.542			
LAP	SECTOR 1	SECTOR 2	SECTOR 3	LAP TIME	MPH	DIFF	TIME OF DAY
1 -		56.987	28.614	2:13.945	65.39	9.681	11:57:01.982
2 -	39.974	56.559	28.924	2:05.457 (2)	69.82	1.193	11:59:07.439
3 -	39.221	55.887	29.156	2:04.264 (1)	70.49		12:01:11.703

P18 11 R		Darren O'LEARY		Suzuki SV650 - Pompey Motorcycle Racing			
IDEAL LAP TIME : 2:04.364		BEST LAP TIME : 2:04.608		DIFFERENCE : 0.244			
LAP	SECTOR 1	SECTOR 2	SECTOR 3	LAP TIME	MPH	DIFF	TIME OF DAY
1 -		56.370	28.699	2:13.672	65.53	9.064	11:57:01.709
2 -	40.279	56.306	29.116	2:05.701 (2)	69.68	1.093	11:59:07.410
3 -	39.359	56.353	28.896	2:04.608 (1)	70.29		12:01:12.018

P19 49 R		Oli CHAYTOR		Yamaha R6 - PearTree Racing			
IDEAL LAP TIME : 2:04.083		BEST LAP TIME : 2:04.357		DIFFERENCE : 0.274			
LAP	SECTOR 1	SECTOR 2	SECTOR 3	LAP TIME	MPH	DIFF	TIME OF DAY
1 -		56.666	28.869	2:17.585	63.66	13.228	11:57:05.622
2 -	41.141	57.297	29.520	2:07.958 (2)	68.45	3.601	11:59:13.580
3 -	41.415	54.922	28.020	2:04.357 (1)	70.44		12:01:17.937

P20 94		Steve SAINT		Yamaha 600 HYBRID - me			
IDEAL LAP TIME : 2:06.727		BEST LAP TIME : 2:07.099		DIFFERENCE : 0.372			
LAP	SECTOR 1	SECTOR 2	SECTOR 3	LAP TIME	MPH	DIFF	TIME OF DAY
1 -		57.506	29.868	2:16.919	63.97	9.820	11:57:04.956
2 -	41.184	57.692	29.589	2:08.465 (2)	68.18	1.366	11:59:13.421
3 -	41.556	56.158	29.385	2:07.099 (1)	68.92		12:01:20.520

P21 48		Shaun WALLIS		Yamaha R6 - MBC Despatch Racing			
IDEAL LAP TIME : 2:06.307		BEST LAP TIME : 2:06.307		DIFFERENCE : 0.000			
LAP	SECTOR 1	SECTOR 2	SECTOR 3	LAP TIME	MPH	DIFF	TIME OF DAY
1 -		58.934	29.255	2:18.772	63.12	12.465	11:57:06.809
2 -	40.651	58.092	29.385	2:08.128 (2)	68.36	1.821	11:59:14.937
3 -	40.624	56.909	28.774	2:06.307 (1)	69.35		12:01:21.244

P22 911 R		Craig GOFFORD		Suzuki SV650 - Meala Racing Development			
IDEAL LAP TIME : 2:07.518		BEST LAP TIME : 2:07.863		DIFFERENCE : 0.345			
LAP	SECTOR 1	SECTOR 2	SECTOR 3	LAP TIME	MPH	DIFF	TIME OF DAY
1 -		57.466	29.521	2:16.781	64.04	8.918	11:57:04.818
2 -	41.169	58.831	29.104	2:09.104 (2)	67.85	1.241	11:59:13.922
3 -	41.436	57.544	28.883	2:07.863 (1)	68.50		12:01:21.785

P23 187		David TREVEIL		Yamaha YZF-R6 -			
IDEAL LAP TIME : 2:06.122		BEST LAP TIME : 2:06.628		DIFFERENCE : 0.506			
LAP	SECTOR 1	SECTOR 2	SECTOR 3	LAP TIME	MPH	DIFF	TIME OF DAY
1 -		58.531	29.785	2:20.712	62.25	14.084	11:57:08.749
2 -	40.911	56.745	28.972	2:06.628 (1)	69.17		11:59:15.377
3 -	40.666	57.300	28.711	2:06.677 (2)	69.15	0.049	12:01:22.054

P24 37		Ricky WOODS		Suzuki GSXR 600 - KTS Vehicle Repairs			
IDEAL LAP TIME : 2:08.371		BEST LAP TIME : 2:09.046		DIFFERENCE : 0.675			
LAP	SECTOR 1	SECTOR 2	SECTOR 3	LAP TIME	MPH	DIFF	TIME OF DAY
1 -		58.152	29.528	2:17.942	63.50	8.896	11:57:05.979
2 -	41.168	58.755	29.944	2:09.867 (2)	67.45	0.821	11:59:15.846
3 -	41.245	57.675	30.126	2:09.046 (1)	67.88		12:01:24.892

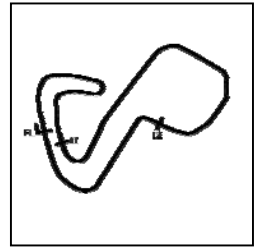
Weather / Track : Cloudy / Wet

Brands Hatch GP
Circuit Length = 2.4332 miles
Start: 11:54 Flag 12:00 End: 12:01

BMCRC - MRO Championships 2020 - Rnd 4 @ Brands Hatch GP

BMCRC Thunderbike Sport

RACE 1 - SECTOR ANALYSIS



SECTOR 1 = FL to I1, SECTOR 2 = I1 to I2, SECTOR 3 = I2 to FL, DIFF = Difference To Personal Best Lap, P = Crossed Finish Line in Pit Lane, D = Time Disallowed

P25 624		Matthew FEDRICK		Yamaha R6 - Matthew Fedrick farriers ltd/ Palmer Race Skool			
IDEAL LAP TIME : 2:08.987		BEST LAP TIME : 2:09.551		DIFFERENCE : 0.564			
LAP	SECTOR 1	SECTOR 2	SECTOR 3	LAP TIME	MPH	DIFF	TIME OF DAY
1 -		58.215	30.223	2:20.428	62.37	10.877	11:57:08.465
2 -	41.362	58.069	30.120	2:09.551 (1)	67.61		11:59:18.016
3 -	42.290	57.505	30.170	2:09.965 (2)	67.40	0.414	12:01:27.981

P26 138 R		Craig JARMIN		Suzuki SV650 -			
IDEAL LAP TIME : 2:08.786		BEST LAP TIME : 2:08.786		DIFFERENCE : 0.000			
LAP	SECTOR 1	SECTOR 2	SECTOR 3	LAP TIME	MPH	DIFF	TIME OF DAY
1 -		58.737	29.977	2:21.367	61.96	12.581	11:57:09.404
2 -	41.502	57.313	29.971	2:08.786 (1)	68.01		11:59:18.190
3 -	42.464	57.745	30.279	2:10.488 (2)	67.13	1.702	12:01:28.678

P27 139 R		Rob MARLEY		Honda CBR600F3 - PearTree Racing			
IDEAL LAP TIME : 2:07.816		BEST LAP TIME : 2:07.816		DIFFERENCE : 0.000			
LAP	SECTOR 1	SECTOR 2	SECTOR 3	LAP TIME	MPH	DIFF	TIME OF DAY
1 -		59.474	30.419	2:23.702	60.95	15.886	11:57:11.739
2 -	41.801	58.036	29.591	2:09.428 (2)	67.68	1.612	11:59:21.167
3 -	41.549	57.589	28.678	2:07.816 (1)	68.53		12:01:28.983

P28 83 R		Greg RYAN		Suzuki SV650 - Greg Ryan Racing 83 , Hell performance			
IDEAL LAP TIME : 2:11.298		BEST LAP TIME : 2:11.298		DIFFERENCE : 0.000			
LAP	SECTOR 1	SECTOR 2	SECTOR 3	LAP TIME	MPH	DIFF	TIME OF DAY
1 -		59.585	30.893	2:23.522	61.03	12.224	11:57:11.559
2 -	42.410	58.765	30.123	2:11.298 (1)	66.71		11:59:22.857
3 -	43.436	1:03.106	31.713	2:18.255 (2)	63.36	6.957	12:01:41.112

P29 109		Chris CAYFORD		Yamaha R1 - Multi-Tech Coachworks			
IDEAL LAP TIME : 2:02.309		BEST LAP TIME : 2:03.140		DIFFERENCE : 0.831			
LAP	SECTOR 1	SECTOR 2	SECTOR 3	LAP TIME	MPH	DIFF	TIME OF DAY
1 -		55.836	29.422	2:13.525	65.60	10.385	11:57:01.562
2 -	38.956	55.154	29.030	2:03.140 (1)	71.13		11:59:04.702

P30 62 R		James KING		Suzuki SV650 -			
IDEAL LAP TIME : 1:55.844		BEST LAP TIME :		DIFFERENCE :			
LAP	SECTOR 1	SECTOR 2	SECTOR 3	LAP TIME	MPH	DIFF	TIME OF DAY
1 -		52.632	26.998	2:03.075	71.17		11:56:51.112

BMCRC - MRO Championships 2020 - Rnd 4 @ Brands Hatch GP

BMCRC Thunderbike Sport

RACE 1 - BEST SECTORS

SECTOR 1			SECTOR 2			SECTOR 3			IDEAL / BEST COMPARISON						
POS	NO	NAME	TIME	NO	NAME	TIME	NO	NAME	TIME	POS	NO	NAME	IDEAL	BEST	DIFF
													PERFECT LAP	1:49.572	
1	22	MAY	35.679	22	MAY	48.444	22	MAY	25.449	1	22	MAY	1:49.572	1:49.572	0.000
2	62	KING	36.214	12	BLOCH	49.351	12	BLOCH	25.546	2	12	BLOCH	1:51.159	1:51.159	0.000
3	351	DIGBY-BAKER	36.242	82	HINNELLS	50.036	84	BRANCO	25.838	3	84	BRANCO	1:52.840	1:52.840	0.000
4	12	BLOCH	36.262	84	BRANCO	50.404	82	HINNELLS	26.041	4	82	HINNELLS	1:52.922	1:52.922	0.000
5	717	SHEEHAN	36.373	351	DIGBY-BAKER	50.504	164	SALTMER	26.075	5	351	DIGBY-BAKER	1:53.237	1:53.554	0.317
6	84	BRANCO	36.598	717	SHEEHAN	50.953	351	DIGBY-BAKER	26.491	6	717	SHEEHAN	1:54.569	1:54.616	0.047
7	961	SIM	36.606	81	MAY	51.439	961	SIM	26.615	7	961	SIM	1:54.884	1:55.344	0.460
8	82	HINNELLS	36.845	961	SIM	51.663	19	LILLEY	26.949	8	164	SALTMER	1:55.200	1:55.315	0.115
9	19	LILLEY	36.869	164	SALTMER	51.685	62	KING	26.998	9	19	LILLEY	1:55.796	1:55.796	0.000
10	164	SALTMER	37.440	19	LILLEY	51.978	717	SHEEHAN	27.243	10	62	KING	1:55.844		
11	81	MAY	37.443	23	BECKETT	52.414	191	SEATH	27.441	11	81	MAY	1:56.528	1:56.528	0.000
12	71	CLUNE	37.767	62	KING	52.632	71	CLUNE	27.539	12	71	CLUNE	1:58.138	1:58.974	0.836
13	23	BECKETT	38.076	71	CLUNE	52.832	81	MAY	27.646	13	23	BECKETT	1:58.213	1:59.420	1.207
14	109	CAYFORD	38.125	191	SEATH	53.843	23	BECKETT	27.723	14	191	SEATH	1:59.776	2:01.160	1.384
15	191	SEATH	38.492	333	STUBBERFIELD	54.045	333	STUBBERFIELD	27.972	15	333	STUBBERFIELD	2:00.751	2:00.895	0.144
16	333	STUBBERFIELD	38.734	49	CHAYTOR	54.922	49	CHAYTOR	28.020	16	109	CAYFORD	2:02.309	2:03.140	0.831
17	40	WILKINSON	39.221	109	CAYFORD	55.154	40	WILKINSON	28.614	17	40	WILKINSON	2:03.722	2:04.264	0.542
18	11	O'LEARY	39.359	799	FROST	55.628	799	FROST	28.668	18	799	FROST	2:03.822	2:04.031	0.209
19	799	FROST	39.526	40	WILKINSON	55.887	139	MARLEY	28.678	19	49	CHAYTOR	2:04.083	2:04.357	0.274
20	48	WALLIS	40.624	94	SAINT	56.158	11	O'LEARY	28.699	20	11	O'LEARY	2:04.364	2:04.608	0.244
21	187	TREVEIL	40.666	11	O'LEARY	56.306	187	TREVEIL	28.711	21	187	TREVEIL	2:06.122	2:06.628	0.506
22	49	CHAYTOR	41.141	187	TREVEIL	56.745	48	WALLIS	28.774	22	48	WALLIS	2:06.307	2:06.307	0.000
23	37	WOODS	41.168	48	WALLIS	56.909	911	GOFFORD	28.883	23	94	SAINT	2:06.727	2:07.099	0.372
24	911	GOFFORD	41.169	138	JARMIN	57.313	109	CAYFORD	29.030	24	911	GOFFORD	2:07.518	2:07.863	0.345
25	94	SAINT	41.184	911	GOFFORD	57.466	94	SAINT	29.385	25	139	MARLEY	2:07.816	2:07.816	0.000
26	624	FEDRICK	41.362	624	FEDRICK	57.505	37	WOODS	29.528	26	37	WOODS	2:08.371	2:09.046	0.675
27	138	JARMIN	41.502	139	MARLEY	57.589	138	JARMIN	29.971	27	138	JARMIN	2:08.786	2:08.786	0.000
28	139	MARLEY	41.549	37	WOODS	57.675	624	FEDRICK	30.120	28	624	FEDRICK	2:08.987	2:09.551	0.564
29	83	RYAN	42.410	83	RYAN	58.765	83	RYAN	30.123	29	83	RYAN	2:11.298	2:11.298	0.000
30										30	137	CRAWT		1:52.318	
31															

Weather / Track : Cloudy / Wet

Results can be found at www.tsl-timing.com

Brands Hatch GP

Circuit Length = 2.4332 miles

Start: 11:54 Flag 12:00 End: 12:01

Printed - 12:04 Saturday, 03 October 2020

BMCRC - MRO Championships 2020 - Rnd 4 @ Brands Hatch GP

BMCRC Thunderbike Sport

RACE 1 - STATISTICS

Competitors Started 30
Planned Start 2020-10-03 @ 11:36:00.000
Actual Start 2020-10-03 @ 11:54:48.036
Finish Time 2020-10-03 @ 12:00:30.804
Track Length 2.4332mi.
Total Laps 87
Total Distance Covered 211.6961mi.

Session Fastest Lap History

NO	CL	NAME	LAP TIME	TIME OF DAY	LAP	VEHICLE
12		Cedric BLOCH	1:52.386	11:58:39.670	2	Kawasaki ZX6R
22		Matthew MAY	1:51.667	11:58:41.296	2	Honda CBR600FY
12		Cedric BLOCH	1:51.159	12:00:30.829	3	Kawasaki ZX6R
22		Matthew MAY	1:49.572	12:00:30.848	3	Honda CBR600FY

Session Leader History

NO	CL	NAME	FROM LAP	LAPS LED	DISTANCE	VEHICLE
12		Cedric BLOCH	1	3	7.29 miles	Kawasaki ZX6R

Flag History

TYPE	TIME OF DAY
GREEN	11:54:48.036
FINISH	12:00:30.804

Flag Statistics

TYPE	COUNT	TOTAL LAPS	TOTAL TIME
Green	1	3	6:56.893
Red	0	0	0.000
Safety Car	0	0	0.000
FCY	0	0	0.000

BMCRC - MRO Championships 2020 - Rnd 4 @ Brands Hatch GP

BMCRC Thunderbike Sport

RACE 1 - STATISTICS

CLASS :

21 Starters

Fastest Lap History

NO	NAME	LAP TIME	TIME OF DAY	LAP	VEHICLE
12	Cedric BLOCH	1:52.386	11:58:39.670	2	Kawasaki ZX6R
22	Matthew MAY	1:51.667	11:58:41.296	2	Honda CBR600FY
12	Cedric BLOCH	1:51.159	12:00:30.829	3	Kawasaki ZX6R
22	Matthew MAY	1:49.572	12:00:30.848	3	Honda CBR600FY

Leader History

NO	NAME	FROM LAP	LAPS LED	DISTANCE	VEHICLE
12	Cedric BLOCH	1	3	7.29 miles	Kawasaki ZX6R

BMCRC - MRO Championships 2020 - Rnd 4 @ Brands Hatch GP

BMCRC Thunderbike Sport

RACE 1 - STATISTICS

CLASS : R

9 Starters

Fastest Lap History

NO	NAME	LAP TIME	TIME OF DAY	LAP	VEHICLE
717	James SHEEHAN	1:54.616	11:58:45.520	2	Suzuki GLADIUS 650

Leader History

NO	NAME	FROM LAP	LAPS LED	DISTANCE	VEHICLE
717	James SHEEHAN	1	3	7.29 miles	Suzuki GLADIUS 650

BMCRC - MRO Championships 2020 - Rnd 4 @ Brands Hatch GP



BMCRC Thunderbike Sport

RACE 12 - GRID (5 Laps)

ROW 14	42		41		40	151 Andrew DURANT	
ROW 13		39	171 Karie HENLY	38	115 Albert WILLSSHER	37	158 Ben LOGAN
ROW 12	36	26 Lydia THOMPSON	35	50 Paul ROBSON	34	152 Elliot FRICKER	
ROW 11		33	243 Richard WILLSSHER	32	710 Craig HENSTOCK	31	62 James KING
ROW 10	30	86 Paul WITHERINGTON	29	83 Greg RYAN	28	624 Matthew FEDRICK	
ROW 9		27	37 Ricky WOODS	26	138 Craig JARMIN	25	911 Craig GOFFORD
ROW 8	24	139 Rob MARLEY	23	94 Steve SAINT	22	187 David TREVEIL	
ROW 7		21	48 Shaun WALLIS	20	11 Darren O'LEARY	19	49 Oli CHAYTOR
ROW 6	18	40 Simon WILKINSON	17	799 Michael FROST	16	109 Chris CAYFORD	
ROW 5		15	191 James SEATH	14	333 Mark STUBBERFIELD	13	23 Claire BECKETT
ROW 4	12	71 Colin CLUNE	11	81 Malvern MAY	10	19 Kevin LILLEY	
ROW 3		9	961 Jack SIM	8	164 Robert SALTMER	7	717 James SHEEHAN
ROW 2	6	351 Sam DIGBY-BAKER	5	82 Matt HINNELLS	4	84 Ricardo BRANCO	
ROW 1		3	137 Charlie CRAWT	2	12 Cedric BLOCH	1	22 Matthew MAY

Pole

Brands Hatch GP
Circuit Length = 2.4332 miles

These results are provisional until the conclusion of any judicial and technical matters.

Clerk Of Course :	Steward :	Timekeeper :
-------------------	-----------	--------------

Results can be found at www.tsl-timing.com

Printed - 12:06 Saturday, 03 October 2020



BMCRC - MRO Championships 2020 - Rnd 4 @ Brands Hatch GP



BMCRC Thunderbike Sport

RACE 12 - CLASSIFICATION

POS	NO	CL	PIC NAME	ENTRY	LAPS	TIME	GAP	DIFF	MPH	BEST	ON
1	961		1 Jack SIM	Yamaha R6 - Platform Lift Engineers Ltd	5	8:26.333			86.50	1:39.112	4
2	84		2 Ricardo BRANCO	Yamaha R6 - IMP Racing	5	8:28.092	1.759	1.759	86.20	1:39.778	4
3	82		3 Matt HINNELLS	Honda CBR600F - BD Racing	5	8:32.323	5.990	4.231	85.49	1:40.189	4
4	164		4 Robert SALTMER	Kawasaki ZX6R - Capital Concrete Ltd	5	8:36.945	10.612	4.622	84.72	1:40.306	5
5	12		5 Cedric BLOCH	Kawasaki ZX6R - Brigit's Group & SDC Performance	5	8:37.622	11.289	0.677	84.61	1:38.656	4
6	624		6 Matthew FEDRICK	Yamaha R6 - Matthew Fedrick farriers ltd/ Palmer R	5	8:44.226	17.893	6.604	83.55	1:41.295	5
7	81		7 Malvern MAY	Honda CBR600RR -	5	8:48.019	21.686	3.793	82.95	1:42.118	4
8	86		8 Paul WITHERINGTON	Suzuki SV650 - PJW Plumbers	5	8:48.873	22.540	0.854	82.81	1:41.527	4
9	19		9 Kevin LILLEY	Suzuki SV650 - Trafalgar Cleaning Eqpt. / Steve Jor	5	8:53.051	26.718	4.178	82.16	1:43.896	5
10	351		10 Sam DIGBY-BAKER	Yamaha R6 -	5	8:53.349	27.016	0.298	82.12	1:44.014	5
11	48		11 Shaun WALLIS	Yamaha R6 - MBC Despatch Racing	5	8:58.641	32.308	5.292	81.31	1:43.598	5
12	152		12 Elliot FRICKER	Honda CBR600 - Ride in bike tyres	5	8:58.921	32.588	0.280	81.27	1:43.540	5
13	717	R	1 James SHEEHAN	Suzuki GLADIUS 650 - Sheehan Racing	5	8:58.948	32.615	0.027	81.26	1:45.455	3
14	710	R	2 Craig HENSTOCK	Suzuki SV650 -	5	9:00.835	34.502	1.887	80.98	1:43.666	5
15	62	R	3 James KING	Suzuki SV650 -	5	9:08.957	42.624	8.122	79.78	1:46.036	4
16	94		13 Steve SAINT	Yamaha 600 HYBRID - me	5	9:10.230	43.897	1.273	79.60	1:46.657	5
17	71		14 Colin CLUNE	Suzuki SV650 -	5	9:10.280	43.947	0.050	79.59	1:48.070	3
18	50		15 Paul ROBSON	Kawasaki ZX6R - RBProperty services & Environmen	5	9:10.419	44.086	0.139	79.57	1:45.910	3
19	11	R	4 Darren O'LEARY	Suzuki SV650 - Pompey Motorcycle Racing	5	9:10.563	44.230	0.144	79.55	1:47.315	4
20	191		16 James SEATH	Kawasaki ZX6-RR - Ovenden Earthmoving	5	9:13.091	46.758	2.528	79.18	1:46.761	4
21	333	R	5 Mark STUBBERFIELD	Suzuki SV650 SUPERTWIN -	5	9:15.670	49.337	2.579	78.82	1:48.558	2
22	799		17 Michael FROST	Suzuki SV650 -	5	9:18.349	52.016	2.679	78.44	1:48.126	5
23	40		18 Simon WILKINSON	Suzuki SV650 - S P Wilkinson Engineering Ltd	5	9:18.760	52.427	0.411	78.38	1:47.710	5
24	23		19 Claire BECKETT	Suzuki SV650 - P Sheils & Sons	5	9:21.334	55.001	2.574	78.02	1:49.134	5
25	151		20 Andrew DURANT	Suzuki SV650 -	5	9:22.017	55.684	0.683	77.93	1:49.164	5
26	139	R	6 Rob MARLEY	Honda CBR600F3 - PearTree Racing	5	9:24.965	58.632	2.948	77.52	1:49.260	5
27	26		21 Lydia THOMPSON	Yamaha YZF-R6 - Flintstone Racing - David Simons	5	9:29.462	1:03.129	4.497	76.91	1:50.596	3
28	138	R	7 Craig JARMIN	Suzuki SV650 -	5	9:55.291	1:28.958	25.829	73.57	1:54.702	4
29	911	R	8 Craig GOFFORD	Suzuki SV650 - Meala Racing Development	5	9:58.859	1:32.526	3.568	73.13	1:55.131	4
30	187		22 David TREVEIL	Yamaha YZF-R6 -	5	10:02.435	1:36.102	3.576	72.70	1:55.990	5
31	83	R	9 Greg RYAN	Suzuki SV650 - Greg Ryan Racing 83 , Hell perform	4	8:32.660	1 Lap	1 Lap	68.34	2:05.164	3
32	171		23 Karie HENLY	Honda CBR600 - Thomas Racing	4	8:34.755	1 Lap	2.095	68.06	2:05.493	4

NOT CLASSIFIED

DNF	97	R	Alex MANN	Suzuki SV650 - TT50 Cars, Prestige, Denham Hedley	4	7:22.478	1 Lap		79.18	1:46.118	4
DNF	49	R	Oli CHAYTOR	Yamaha R6 - PearTree Racing	4	7:50.808	1 Lap	28.330	74.42	1:54.293	3
DNF	137		Charlie CRAWT	Yamaha R6 - AM Advanced Engineering / Tea & Ca	1	1:55.981	4 Laps	3 Laps	75.52		
DNF	22		Matthew MAY	Honda CBR600FY - Mays Racing	0						
DNF	109		Chris CAYFORD	Honda CB 500 - Multi-Tech Coachworks	0						
DNF	37		Ricky WOODS	Suzuki GSXR 600 - KTS Vehicle Repairs	0						
DQ	243		Richard WILLISHER	Suzuki GSXR 600 - Willissher Plant / WR Ltd	0						

FASTEST LAP

12			Cedric BLOCH	Kawasaki ZX6R - Brigit's Group & SDC Performance	4	1:38.656		88.79 mph	142.89 kph		
710	R		Craig HENSTOCK	Suzuki SV650 -	5	1:43.666		84.50 mph	135.99 kph		

* Bike 243 - Disqualified for failing post race technical inspection

Class - 92.5% of Race Speed = 80.01 mph

Class R - 92.5% of Race Speed = 75.16 mph

Brands Hatch GP

Circuit Length = 2.4332 miles

Start: 16:16 Flag 16:24 End: 16:26

Weather / Track : Cloudy / Dry

These results are provisional until the conclusion of any judicial and technical matters.

Clerk Of Course :	Steward :	Timekeeper :

Results can be found at www.tsl-timing.com

Printed - 16:44 Saturday, 03 October 2020



BMCRC - MRO Championships 2020 - Rnd 4 @ Brands Hatch GP

BMCRC Thunderbike Sport

RACE 12 - LAP CHART

LAP 1 @ 16:18:09.725

NO	BEHIND	LAP TIME
84		1:46.506
961	0.935	1:47.441
12	1.688	1:48.194
82	2.549	1:49.055
164	3.637	1:50.143
19	6.620	1:53.126
81	6.744	1:53.250
351	7.125	1:53.631
717	9.318	1:55.824
86	9.370	1:55.876
137	9.475	1:55.981
243	9.733	1:56.239
71	10.402	1:56.908
624	10.465	1:56.971
11	10.678	1:57.184
333	10.786	1:57.292
48	11.676	1:58.182
23	11.742	1:58.248
94	12.380	1:58.886
62	12.892	1:59.398
710	13.095	1:59.601
152	13.396	1:59.902
799	13.496	2:00.002
97	13.996	2:00.502
191	15.269	2:01.775
40	15.690	2:02.196
50	15.707	2:02.213
151	16.730	2:03.236
139	16.776	2:03.282
26	18.013	2:04.519
49	20.626	2:07.132
187	23.069	2:09.575
138	23.676	2:10.182
911	23.939	2:10.445
83	29.151	2:15.657
171	29.456	2:15.962

LAP 2 @ 16:19:50.434

NO	BEHIND	LAP TIME
84		1:40.709
961	0.392	1:40.166
12	1.635	1:40.656
82	3.478	1:41.638
164	5.450	1:42.522
81	11.582	1:45.547
19	12.357	1:46.446
351	12.520	1:46.104
624	12.595	1:42.839
86	12.782	1:44.121
243	13.130	1:44.106
717	14.263	1:45.654
48	17.636	1:46.669
71	18.503	1:48.810
333	18.635	1:48.558
11	19.049	1:49.080
152	19.317	1:46.630
710	19.889	1:47.503
94	20.901	1:49.230
62	22.261	1:50.078
97	22.836	1:49.549
23	23.383	1:52.350
799	23.427	1:50.640

Weather / Track : Cloudy / Dry

Results can be found at www.tsl-timing.com

50	23.540	1:48.542
191	24.570	1:50.010
40	26.382	1:51.401
151	26.468	1:50.447
139	28.528	1:52.461
26	29.970	1:52.666
49	34.860	1:54.943
138	38.817	1:55.850
187	42.669	2:00.309
911	43.191	1:59.961
83	55.068	2:06.626
171	55.780	2:07.033

LAP 3 @ 16:21:30.377

NO	BEHIND	LAP TIME
961		1:39.551
84	0.614	1:40.557
12	2.066	1:40.374
82	4.389	1:40.854
164	7.603	1:42.096
624	14.336	1:41.684
81	15.905	1:44.266
243	16.276	1:43.089
86	16.762	1:43.923
19	17.585	1:45.171
351	17.949	1:45.372
717	19.775	1:45.455
48	23.279	1:45.586
152	24.341	1:44.967
710	26.005	1:46.059
71	26.630	1:48.070
333	27.350	1:48.658
11	27.667	1:48.561
94	28.577	1:47.619
97	29.202	1:46.309
62	29.319	1:47.001
50	29.507	1:45.910
191	31.994	1:47.367
23	34.082	1:50.642
799	34.350	1:50.866
40	35.555	1:49.116
151	36.468	1:49.943
139	38.914	1:50.329
26	40.623	1:50.596
49	49.210	1:54.293
138	54.393	1:55.519
187	1:01.104	1:58.378
911	1:01.410	1:58.162
83	1:20.289	2:05.164
171	1:22.104	2:06.267

LAP 4 @ 16:23:09.489

NO	BEHIND	LAP TIME
961		1:39.112
84	1.280	1:39.778
12	1.610	1:38.656
82	5.466	1:40.189
164	10.369	1:41.878
624	16.661	1:41.437
81	18.911	1:42.118
86	19.177	1:41.527
243	19.944	1:42.780
19	22.885	1:44.412
351	23.065	1:44.228

717	26.300	1:45.637
48	28.773	1:44.606
152	29.111	1:43.882
710	30.899	1:44.006
71	35.711	1:48.193
11	35.870	1:47.315
97	36.208	1:46.118
62	36.243	1:46.036
94	37.303	1:47.838
50	37.759	1:47.364
333	38.060	1:49.822
191	39.643	1:46.761
799	43.953	1:48.715
40	44.780	1:48.337
23	45.930	1:50.960
151	46.583	1:49.227
139	49.435	1:49.633
26	52.375	1:50.864
49	1:04.538	1:54.440
138	1:09.983	1:54.702
911	1:17.429	1:55.131
187	1:20.175	1:58.183

LAP 5 @ 16:24:49.552

NO	BEHIND	LAP TIME
961		1:40.063
84	1.759	1:40.542
82	5.990	1:40.587
83	1 Lap	2:05.213
171	1 Lap	2:05.493
164	10.612	1:40.306
12	11.289	1:49.742
624	17.893	1:41.295
81	21.686	1:42.838
243	21.944	1:42.063
86	22.540	1:43.426
19	26.718	1:43.896
351	27.016	1:44.014
48	32.308	1:43.598
152	32.588	1:43.540
717	32.615	1:46.378
710	34.502	1:43.666
62	42.624	1:46.444
94	43.897	1:46.657
71	43.947	1:48.299
50	44.086	1:46.390
11	44.230	1:48.423
191	46.758	1:47.178
333	49.337	1:51.340
799	52.016	1:48.126
40	52.427	1:47.710
23	55.001	1:49.134
151	55.684	1:49.164
139	58.632	1:49.260
26	1:03.129	1:50.817
138	1:28.958	1:59.038
911	1:32.526	1:55.160
187	1:36.102	1:55.990

Brands Hatch GP

Circuit Length = 2.4332 miles

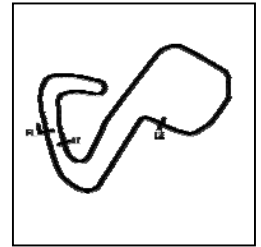
Start: 16:16 Flag 16:24 End: 16:26

Printed - 16:27 Saturday, 03 October 2020

BMCRC - MRO Championships 2020 - Rnd 4 @ Brands Hatch GP

BMCRC Thunderbike Sport

RACE 12 - SECTOR ANALYSIS



SECTOR 1 = FL to I1, SECTOR 2 = I1 to I2, SECTOR 3 = I2 to FL, DIFF = Difference To Personal Best Lap, P = Crossed Finish Line in Pit Lane, D = Time Disallowed

P1 961		Jack SIM		Yamaha R6 - Platform Lift Engineers Ltd			
IDEAL LAP TIME : 1:39.112		BEST LAP TIME : 1:39.112		DIFFERENCE : 0.000			
LAP	SECTOR 1	SECTOR 2	SECTOR 3	LAP TIME	MPH	DIFF	TIME OF DAY
1 -		45.269	23.335	1:47.441	81.53	8.329	16:18:10.660
2 -	31.911	44.887	23.368	1:40.166	87.45	1.054	16:19:50.826
3 -	31.853	44.356	23.342	1:39.551 (2)	87.99	0.439	16:21:30.377
4 -	31.535	44.271	23.306	1:39.112 (1)	88.38		16:23:09.489
5 -	31.822	44.798	23.443	1:40.063 (3)	87.54	0.951	16:24:49.552

P2 84		Ricardo BRANCO		Yamaha R6 - IMP Racing			
IDEAL LAP TIME : 1:39.384		BEST LAP TIME : 1:39.778		DIFFERENCE : 0.394			
LAP	SECTOR 1	SECTOR 2	SECTOR 3	LAP TIME	MPH	DIFF	TIME OF DAY
1 -		45.899	23.491	1:46.506	82.24	6.728	16:18:09.725
2 -	32.013	45.279	23.417	1:40.709	86.98	0.931	16:19:50.434
3 -	32.670	44.621	23.266	1:40.557 (3)	87.11	0.779	16:21:30.991
4 -	31.501	45.015	23.262	1:39.778 (1)	87.79		16:23:10.769
5 -	31.633	45.018	23.891	1:40.542 (2)	87.12	0.764	16:24:51.311

P3 82		Matt HINNELLS		Honda CBR600F - BD Racing			
IDEAL LAP TIME : 1:40.158		BEST LAP TIME : 1:40.189		DIFFERENCE : 0.031			
LAP	SECTOR 1	SECTOR 2	SECTOR 3	LAP TIME	MPH	DIFF	TIME OF DAY
1 -		45.948	24.267	1:49.055	80.32	8.866	16:18:12.274
2 -	32.803	44.984	23.851	1:41.638	86.18	1.449	16:19:53.912
3 -	32.148	44.676	24.030	1:40.854 (3)	86.85	0.665	16:21:34.766
4 -	31.926	44.489	23.774	1:40.189 (1)	87.43		16:23:14.955
5 -	31.895	44.646	24.046	1:40.587 (2)	87.08	0.398	16:24:55.542

P4 164		Robert SALTMER		Kawasaki ZX6R - Capital Concrete Ltd			
IDEAL LAP TIME : 1:40.306		BEST LAP TIME : 1:40.306		DIFFERENCE : 0.000			
LAP	SECTOR 1	SECTOR 2	SECTOR 3	LAP TIME	MPH	DIFF	TIME OF DAY
1 -		46.366	23.743	1:50.143	79.53	9.837	16:18:13.362
2 -	33.146	45.599	23.777	1:42.522	85.44	2.216	16:19:55.884
3 -	32.862	45.496	23.738	1:42.096 (3)	85.80	1.790	16:21:37.980
4 -	32.425	45.819	23.634	1:41.878 (2)	85.98	1.572	16:23:19.858
5 -	31.971	44.959	23.376	1:40.306 (1)	87.33		16:25:00.164

P5 12		Cedric BLOCH		Kawasaki ZX6R - Brigit's Group & SDC Performance			
IDEAL LAP TIME : 1:38.544		BEST LAP TIME : 1:38.656		DIFFERENCE : 0.112			
LAP	SECTOR 1	SECTOR 2	SECTOR 3	LAP TIME	MPH	DIFF	TIME OF DAY
1 -		46.477	23.577	1:48.194	80.96	9.538	16:18:11.413
2 -	32.509	44.833	23.314	1:40.656 (3)	87.02	2.000	16:19:52.069
3 -	32.317	44.812	23.245	1:40.374 (2)	87.27	1.718	16:21:32.443
4 -	31.405	43.894	23.357	1:38.656 (1)	88.79		16:23:11.099
5 -	31.413	54.576	23.753	1:49.742	79.82	11.086	16:25:00.841

P6 624		Matthew FEDRICK		Yamaha R6 - Matthew Fedrick farriers ltd/ Palmer Race Skool			
IDEAL LAP TIME : 1:41.171		BEST LAP TIME : 1:41.295		DIFFERENCE : 0.124			
LAP	SECTOR 1	SECTOR 2	SECTOR 3	LAP TIME	MPH	DIFF	TIME OF DAY
1 -		48.599	24.205	1:56.971	74.88	15.676	16:18:20.190
2 -	33.445	45.513	23.881	1:42.839	85.18	1.544	16:20:03.029
3 -	32.142	45.450	24.092	1:41.684 (3)	86.14	0.389	16:21:44.713
4 -	32.112	45.397	23.928	1:41.437 (2)	86.35	0.142	16:23:26.150
5 -	31.893	45.403	23.999	1:41.295 (1)	86.47		16:25:07.445

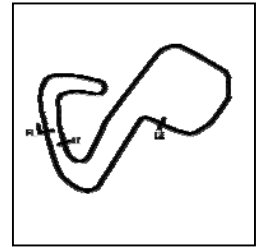
Weather / Track : Cloudy / Dry

Brands Hatch GP
Circuit Length = 2.4332 miles
Start: 16:16 Flag 16:24 End: 16:26

BMCRC - MRO Championships 2020 - Rnd 4 @ Brands Hatch GP

BMCRC Thunderbike Sport

RACE 12 - SECTOR ANALYSIS



SECTOR 1 = FL to I1, SECTOR 2 = I1 to I2, SECTOR 3 = I2 to FL, DIFF = Difference To Personal Best Lap, P = Crossed Finish Line in Pit Lane, D = Time Disallowed

P7 81		Malvern MAY		Honda CBR600RR -			
IDEAL LAP TIME : 1:42.118		BEST LAP TIME : 1:42.118		DIFFERENCE : 0.000			
LAP	SECTOR 1	SECTOR 2	SECTOR 3	LAP TIME	MPH	DIFF	TIME OF DAY
1 -		47.632	25.517	1:53.250	77.34	11.132	16:18:16.469
2 -	33.511	47.402	24.634	1:45.547	82.99	3.429	16:20:02.016
3 -	33.338	46.719	24.209	1:44.266 (3)	84.01	2.148	16:21:46.282
4 -	32.331	45.631	24.156	1:42.118 (1)	85.78		16:23:28.400
5 -	32.706	45.958	24.174	1:42.838 (2)	85.18	0.720	16:25:11.238

P8 243		Richard WILLSSHER		Suzuki GSXR 600 - Willsher Plant / WR Ltd			
IDEAL LAP TIME : 1:41.740		BEST LAP TIME : 1:42.063		DIFFERENCE : 0.323			
LAP	SECTOR 1	SECTOR 2	SECTOR 3	LAP TIME	MPH	DIFF	TIME OF DAY
1 -		48.017	25.636	1:56.239	75.36	14.176	16:18:19.458
2 -	33.130	46.717	24.259	1:44.106	84.14	2.043	16:20:03.564
3 -	32.728	46.268	24.093	1:43.089 (3)	84.97	1.026	16:21:46.653
4 -	32.698	46.158	23.924	1:42.780 (2)	85.22	0.717	16:23:29.433
5 -	32.132	45.684	24.247	1:42.063 (1)	85.82		16:25:11.496

P9 86		Paul WITHERINGTON		Suzuki SV650 - PJW Plumbers			
IDEAL LAP TIME : 1:41.527		BEST LAP TIME : 1:41.527		DIFFERENCE : 0.000			
LAP	SECTOR 1	SECTOR 2	SECTOR 3	LAP TIME	MPH	DIFF	TIME OF DAY
1 -		48.900	25.545	1:55.876	75.59	14.349	16:18:19.095
2 -	32.638	46.393	25.090	1:44.121	84.13	2.594	16:20:03.216
3 -	32.692	46.976	24.255	1:43.923 (3)	84.29	2.396	16:21:47.139
4 -	31.900	45.527	24.100	1:41.527 (1)	86.28		16:23:28.666
5 -	32.884	45.886	24.656	1:43.426 (2)	84.69	1.899	16:25:12.092

P10 19		Kevin LILLEY		Suzuki SV650 - Trafalgar Cleaning Eqpt. / Steve Jordan Motorcy			
IDEAL LAP TIME : 1:43.645		BEST LAP TIME : 1:43.896		DIFFERENCE : 0.251			
LAP	SECTOR 1	SECTOR 2	SECTOR 3	LAP TIME	MPH	DIFF	TIME OF DAY
1 -		47.526	25.107	1:53.126	77.43	9.230	16:18:16.345
2 -	33.528	47.788	25.130	1:46.446	82.29	2.550	16:20:02.791
3 -	33.080	47.206	24.885	1:45.171 (3)	83.29	1.275	16:21:47.962
4 -	32.513	47.030	24.869	1:44.412 (2)	83.89	0.516	16:23:32.374
5 -	32.764	46.521	24.611	1:43.896 (1)	84.31		16:25:16.270

P11 351		Sam DIGBY-BAKER		Yamaha R6 -			
IDEAL LAP TIME : 1:43.986		BEST LAP TIME : 1:44.014		DIFFERENCE : 0.028			
LAP	SECTOR 1	SECTOR 2	SECTOR 3	LAP TIME	MPH	DIFF	TIME OF DAY
1 -		47.823	25.110	1:53.631	77.09	9.617	16:18:16.850
2 -	33.827	47.230	25.047	1:46.104	82.55	2.090	16:20:02.954
3 -	33.768	47.127	24.477	1:45.372 (3)	83.13	1.358	16:21:48.326
4 -	33.094	46.620	24.514	1:44.228 (2)	84.04	0.214	16:23:32.554
5 -	33.122	46.453	24.439	1:44.014 (1)	84.21		16:25:16.568

P12 48		Shaun WALLIS		Yamaha R6 - MBC Despatch Racing			
IDEAL LAP TIME : 1:43.598		BEST LAP TIME : 1:43.598		DIFFERENCE : 0.000			
LAP	SECTOR 1	SECTOR 2	SECTOR 3	LAP TIME	MPH	DIFF	TIME OF DAY
1 -		49.325	25.305	1:58.182	74.12	14.584	16:18:21.401
2 -	33.520	48.380	24.769	1:46.669	82.12	3.071	16:20:08.070
3 -	33.324	47.660	24.602	1:45.586 (3)	82.96	1.988	16:21:53.656
4 -	32.957	47.147	24.502	1:44.606 (2)	83.74	1.008	16:23:38.262
5 -	32.897	46.336	24.365	1:43.598 (1)	84.55		16:25:21.860

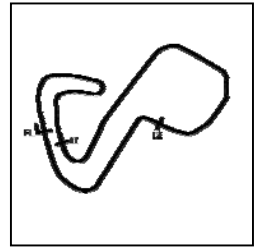
Weather / Track : Cloudy / Dry

Brands Hatch GP
Circuit Length = 2.4332 miles
Start: 16:16 Flag 16:24 End: 16:26

BMCRC - MRO Championships 2020 - Rnd 4 @ Brands Hatch GP

BMCRC Thunderbike Sport

RACE 12 - SECTOR ANALYSIS



SECTOR 1 = FL to I1, SECTOR 2 = I1 to I2, SECTOR 3 = I2 to FL, DIFF = Difference To Personal Best Lap, P = Crossed Finish Line in Pit Lane, D = Time Disallowed

P13 152		Elliot FRICKER		Honda CBR600 - Ride in bike tyres			
IDEAL LAP TIME : 1:43.456		BEST LAP TIME : 1:43.540		DIFFERENCE : 0.084			
LAP	SECTOR 1	SECTOR 2	SECTOR 3	LAP TIME	MPH	DIFF	TIME OF DAY
1 -		49.870	25.286	1:59.902	73.05	16.362	16:18:23.121
2 -	34.234	47.645	24.751	1:46.630	82.15	3.090	16:20:09.751
3 -	33.246	47.201	24.520	1:44.967 (3)	83.45	1.427	16:21:54.718
4 -	32.886	46.439	24.557	1:43.882 (2)	84.32	0.342	16:23:38.600
5 -	32.672	46.264	24.604	1:43.540 (1)	84.60		16:25:22.140

P14 717 R		James SHEEHAN		Suzuki GLADIUS 650 - Sheehan Racing			
IDEAL LAP TIME : 1:45.381		BEST LAP TIME : 1:45.455		DIFFERENCE : 0.074			
LAP	SECTOR 1	SECTOR 2	SECTOR 3	LAP TIME	MPH	DIFF	TIME OF DAY
1 -		49.353	25.764	1:55.824	75.63	10.369	16:18:19.043
2 -	33.623	47.024	25.007	1:45.654 (3)	82.91	0.199	16:20:04.697
3 -	33.350	47.050	25.055	1:45.455 (1)	83.06		16:21:50.152
4 -	33.496	47.131	25.010	1:45.637 (2)	82.92	0.182	16:23:35.789
5 -	33.624	47.549	25.205	1:46.378	82.34	0.923	16:25:22.167

P15 710 R		Craig HENSTOCK		Suzuki SV650 -			
IDEAL LAP TIME : 1:43.646		BEST LAP TIME : 1:43.666		DIFFERENCE : 0.020			
LAP	SECTOR 1	SECTOR 2	SECTOR 3	LAP TIME	MPH	DIFF	TIME OF DAY
1 -		49.395	25.234	1:59.601	73.24	15.935	16:18:22.820
2 -	34.263	48.212	25.028	1:47.503	81.48	3.837	16:20:10.323
3 -	33.645	47.480	24.934	1:46.059 (3)	82.59	2.393	16:21:56.382
4 -	32.443	46.653	24.910	1:44.006 (2)	84.22	0.340	16:23:40.388
5 -	32.330	46.673	24.663	1:43.666 (1)	84.50		16:25:24.054

P16 62 R		James KING		Suzuki SV650 -			
IDEAL LAP TIME : 1:45.812		BEST LAP TIME : 1:46.036		DIFFERENCE : 0.224			
LAP	SECTOR 1	SECTOR 2	SECTOR 3	LAP TIME	MPH	DIFF	TIME OF DAY
1 -		49.754	25.436	1:59.398	73.36	13.362	16:18:22.617
2 -	34.966	49.366	25.746	1:50.078	79.57	4.042	16:20:12.695
3 -	33.190	48.623	25.188	1:47.001 (3)	81.86	0.965	16:21:59.696
4 -	33.241	48.034	24.761	1:46.036 (1)	82.61		16:23:45.732
5 -	33.017	48.398	25.029	1:46.444 (2)	82.29	0.408	16:25:32.176

P17 94		Steve SAINT		Yamaha 600 HYBRID - me			
IDEAL LAP TIME : 1:46.657		BEST LAP TIME : 1:46.657		DIFFERENCE : 0.000			
LAP	SECTOR 1	SECTOR 2	SECTOR 3	LAP TIME	MPH	DIFF	TIME OF DAY
1 -		49.907	25.551	1:58.886	73.68	12.229	16:18:22.105
2 -	34.706	49.281	25.243	1:49.230	80.19	2.573	16:20:11.335
3 -	34.073	48.306	25.240	1:47.619 (2)	81.39	0.962	16:21:58.954
4 -	34.507	48.324	25.007	1:47.838 (3)	81.23	1.181	16:23:46.792
5 -	33.673	48.202	24.782	1:46.657 (1)	82.13		16:25:33.449

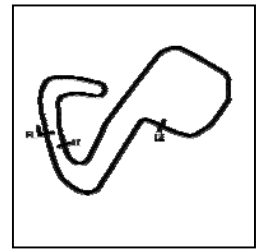
P18 71		Colin CLUNE		Suzuki SV650 -			
IDEAL LAP TIME : 1:47.797		BEST LAP TIME : 1:48.070		DIFFERENCE : 0.273			
LAP	SECTOR 1	SECTOR 2	SECTOR 3	LAP TIME	MPH	DIFF	TIME OF DAY
1 -		49.768	25.950	1:56.908	74.92	8.838	16:18:20.127
2 -	34.106	48.637	26.067	1:48.810	80.50	0.740	16:20:08.937
3 -	34.309	48.179	25.582	1:48.070 (1)	81.05		16:21:57.007
4 -	34.301	48.291	25.601	1:48.193 (2)	80.96	0.123	16:23:45.200
5 -	34.347	48.440	25.512	1:48.299 (3)	80.88	0.229	16:25:33.499

Weather / Track : Cloudy / Dry

BMCRC - MRO Championships 2020 - Rnd 4 @ Brands Hatch GP

BMCRC Thunderbike Sport

RACE 12 - SECTOR ANALYSIS



SECTOR 1 = FL to I1, SECTOR 2 = I1 to I2, SECTOR 3 = I2 to FL, DIFF = Difference To Personal Best Lap, P = Crossed Finish Line in Pit Lane, D = Time Disallowed

P19 50		Paul ROBSON		Kawaski ZX6R - RBProperty services & Environment Lighting			
IDEAL LAP TIME : 1:45.599		BEST LAP TIME : 1:45.910		DIFFERENCE : 0.311			
LAP	SECTOR 1	SECTOR 2	SECTOR 3	LAP TIME	MPH	DIFF	TIME OF DAY
1 -		51.118	25.830	2:02.213	71.67	16.303	16:18:25.432
2 -	34.757	48.365	25.420	1:48.542	80.70	2.632	16:20:13.974
3 -	33.753	47.321	24.836	1:45.910 (1)	82.71		16:21:59.884
4 -	34.009	48.056	25.299	1:47.364 (3)	81.59	1.454	16:23:47.248
5 -	33.537	48.112	24.741	1:46.390 (2)	82.33	0.480	16:25:33.638

P20 11 R		Darren O'LEARY		Suzuki SV650 - Pompey Motorcycle Racing			
IDEAL LAP TIME : 1:47.315		BEST LAP TIME : 1:47.315		DIFFERENCE : 0.000			
LAP	SECTOR 1	SECTOR 2	SECTOR 3	LAP TIME	MPH	DIFF	TIME OF DAY
1 -		49.860	25.941	1:57.184	74.75	9.869	16:18:20.403
2 -	34.065	49.488	25.527	1:49.080	80.30	1.765	16:20:09.483
3 -	34.579	48.442	25.540	1:48.561 (3)	80.69	1.246	16:21:58.044
4 -	33.723	48.362	25.230	1:47.315 (1)	81.62		16:23:45.359
5 -	34.388	48.528	25.507	1:48.423 (2)	80.79	1.108	16:25:33.782

P21 191		James SEATH		Kawasaki ZX6-RR - Ovenden Earthmoving			
IDEAL LAP TIME : 1:46.192		BEST LAP TIME : 1:46.761		DIFFERENCE : 0.569			
LAP	SECTOR 1	SECTOR 2	SECTOR 3	LAP TIME	MPH	DIFF	TIME OF DAY
1 -		52.034	25.850	2:01.775	71.93	15.014	16:18:24.994
2 -	34.967	49.376	25.667	1:50.010	79.62	3.249	16:20:15.004
3 -	34.482	48.136	24.749	1:47.367 (3)	81.58	0.606	16:22:02.371
4 -	33.777	47.759	25.225	1:46.761 (1)	82.05		16:23:49.132
5 -	34.154	47.666	25.358	1:47.178 (2)	81.73	0.417	16:25:36.310

P22 333 R		Mark STUBBERFIELD		Suzuki SV650 SUPERTWIN -			
IDEAL LAP TIME : 1:48.390		BEST LAP TIME : 1:48.558		DIFFERENCE : 0.168			
LAP	SECTOR 1	SECTOR 2	SECTOR 3	LAP TIME	MPH	DIFF	TIME OF DAY
1 -		49.420	25.552	1:57.292	74.68	8.734	16:18:20.511
2 -	34.306	48.832	25.420	1:48.558 (1)	80.69		16:20:09.069
3 -	34.574	48.745	25.339	1:48.658 (2)	80.61	0.100	16:21:57.727
4 -	34.446	49.370	26.006	1:49.822 (3)	79.76	1.264	16:23:47.549
5 -	34.714	49.836	26.790	1:51.340	78.67	2.782	16:25:38.889

P23 799		Michael FROST		Suzuki SV650 -			
IDEAL LAP TIME : 1:48.126		BEST LAP TIME : 1:48.126		DIFFERENCE : 0.000			
LAP	SECTOR 1	SECTOR 2	SECTOR 3	LAP TIME	MPH	DIFF	TIME OF DAY
1 -		50.576	26.172	2:00.002	72.99	11.876	16:18:23.221
2 -	34.680	49.628	26.332	1:50.640 (3)	79.17	2.514	16:20:13.861
3 -	34.973	49.797	26.096	1:50.866	79.01	2.740	16:22:04.727
4 -	34.462	48.731	25.522	1:48.715 (2)	80.57	0.589	16:23:53.442
5 -	34.438	48.175	25.513	1:48.126 (1)	81.01		16:25:41.568

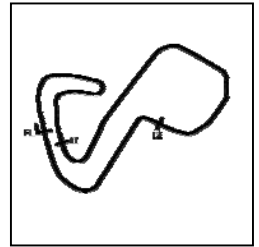
P24 40		Simon WILKINSON		Suzuki SV650 - S P Wilkinson Engineering Ltd			
IDEAL LAP TIME : 1:47.710		BEST LAP TIME : 1:47.710		DIFFERENCE : 0.000			
LAP	SECTOR 1	SECTOR 2	SECTOR 3	LAP TIME	MPH	DIFF	TIME OF DAY
1 -		51.584	26.049	2:02.196	71.68	14.486	16:18:25.415
2 -	35.490	49.779	26.132	1:51.401	78.63	3.691	16:20:16.816
3 -	34.627	48.956	25.533	1:49.116 (3)	80.28	1.406	16:22:05.932
4 -	34.361	48.536	25.440	1:48.337 (2)	80.85	0.627	16:23:54.269
5 -	34.178	48.230	25.302	1:47.710 (1)	81.32		16:25:41.979

Weather / Track : Cloudy / Dry

BMCRC - MRO Championships 2020 - Rnd 4 @ Brands Hatch GP

BMCRC Thunderbike Sport

RACE 12 - SECTOR ANALYSIS



SECTOR 1 = FL to I1, SECTOR 2 = I1 to I2, SECTOR 3 = I2 to FL, DIFF = Difference To Personal Best Lap, P = Crossed Finish Line in Pit Lane, D = Time Disallowed

P25 23		Claire BECKETT		Suzuki SV650 - P Sheils & Sons			
IDEAL LAP TIME : 1:49.061		BEST LAP TIME : 1:49.134		DIFFERENCE : 0.073			
LAP	SECTOR 1	SECTOR 2	SECTOR 3	LAP TIME	MPH	DIFF	TIME OF DAY
1 -		49.400	25.798	1:58.248	74.08	9.114	16:18:21.467
2 -	35.146	50.352	26.852	1:52.350	77.96	3.216	16:20:13.817
3 -	34.813	49.963	25.866	1:50.642 (2)	79.17	1.508	16:22:04.459
4 -	35.798	49.420	25.742	1:50.960 (3)	78.94	1.826	16:23:55.419
5 -	34.886	48.681	25.567	1:49.134 (1)	80.26		16:25:44.553

P26 151		Andrew DURANT		Suzuki SV650 -			
IDEAL LAP TIME : 1:48.432		BEST LAP TIME : 1:49.164		DIFFERENCE : 0.732			
LAP	SECTOR 1	SECTOR 2	SECTOR 3	LAP TIME	MPH	DIFF	TIME OF DAY
1 -		50.111	26.725	2:03.236	71.08	14.072	16:18:26.455
2 -	34.921	49.329	26.197	1:50.447	79.31	1.283	16:20:16.902
3 -	34.787	49.330	25.826	1:49.943 (3)	79.67	0.779	16:22:06.845
4 -	33.833	49.409	25.985	1:49.227 (2)	80.19	0.063	16:23:56.072
5 -	34.513	48.773	25.878	1:49.164 (1)	80.24		16:25:45.236

P27 139 R		Rob MARLEY		Honda CBR600F3 - PearTree Racing			
IDEAL LAP TIME : 1:49.203		BEST LAP TIME : 1:49.260		DIFFERENCE : 0.057			
LAP	SECTOR 1	SECTOR 2	SECTOR 3	LAP TIME	MPH	DIFF	TIME OF DAY
1 -		51.964	25.954	2:03.282	71.05	14.022	16:18:26.501
2 -	36.418	50.156	25.887	1:52.461	77.89	3.201	16:20:18.962
3 -	35.729	49.422	25.178	1:50.329 (3)	79.39	1.069	16:22:09.291
4 -	35.542	49.176	24.915	1:49.633 (2)	79.90	0.373	16:23:58.924
5 -	35.498	48.790	24.972	1:49.260 (1)	80.17		16:25:48.184

P28 26		Lydia THOMPSON		Yamaha YZF-R6 - Flintstone Racing - David Simons Tuning			
IDEAL LAP TIME : 1:50.074		BEST LAP TIME : 1:50.596		DIFFERENCE : 0.522			
LAP	SECTOR 1	SECTOR 2	SECTOR 3	LAP TIME	MPH	DIFF	TIME OF DAY
1 -		51.221	26.344	2:04.519	70.34	13.923	16:18:27.738
2 -	36.639	50.181	25.846	1:52.666	77.75	2.070	16:20:20.404
3 -	35.064	49.563	25.969	1:50.596 (1)	79.20		16:22:11.000
4 -	35.672	49.418	25.774	1:50.864 (3)	79.01	0.268	16:24:01.864
5 -	35.601	49.236	25.980	1:50.817 (2)	79.04	0.221	16:25:52.681

P29 138 R		Craig JARMIN		Suzuki SV650 -			
IDEAL LAP TIME : 1:54.287		BEST LAP TIME : 1:54.702		DIFFERENCE : 0.415			
LAP	SECTOR 1	SECTOR 2	SECTOR 3	LAP TIME	MPH	DIFF	TIME OF DAY
1 -		54.794	27.824	2:10.182	67.28	15.480	16:18:33.401
2 -	37.121	51.544	27.185	1:55.850 (3)	75.61	1.148	16:20:29.251
3 -	36.096	52.414	27.009	1:55.519 (2)	75.83	0.817	16:22:24.770
4 -	36.018	51.260	27.424	1:54.702 (1)	76.37		16:24:19.472
5 -	37.947	53.879	27.212	1:59.038	73.58	4.336	16:26:18.510

P30 911 R		Craig GOFFORD		Suzuki SV650 - Meala Racing Development			
IDEAL LAP TIME : 1:54.869		BEST LAP TIME : 1:55.131		DIFFERENCE : 0.262			
LAP	SECTOR 1	SECTOR 2	SECTOR 3	LAP TIME	MPH	DIFF	TIME OF DAY
1 -		54.911	27.509	2:10.445	67.15	15.314	16:18:33.664
2 -	38.020	54.671	27.270	1:59.961	73.02	4.830	16:20:33.625
3 -	37.230	53.897	27.035	1:58.162 (3)	74.13	3.031	16:22:31.787
4 -	37.122	51.589	26.420	1:55.131 (1)	76.08		16:24:26.918
5 -	37.413	51.369	26.378	1:55.160 (2)	76.06	0.029	16:26:22.078

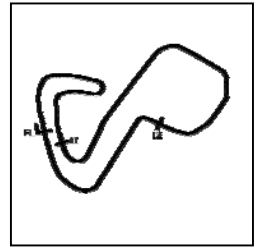
Weather / Track : Cloudy / Dry

Brands Hatch GP
Circuit Length = 2.4332 miles
Start: 16:16 Flag 16:24 End: 16:26

BMCRC - MRO Championships 2020 - Rnd 4 @ Brands Hatch GP

BMCRC Thunderbike Sport

RACE 12 - SECTOR ANALYSIS



SECTOR 1 = FL to I1, SECTOR 2 = I1 to I2, SECTOR 3 = I2 to FL, DIFF = Difference To Personal Best Lap, P = Crossed Finish Line in Pit Lane, D = Time Disallowed

P31 187		David TREVEIL		Yamaha YZF-R6 -			
IDEAL LAP TIME : 1:55.990		BEST LAP TIME : 1:55.990		DIFFERENCE : 0.000			
LAP	SECTOR 1	SECTOR 2	SECTOR 3	LAP TIME	MPH	DIFF	TIME OF DAY
1 -		55.206	27.480	2:09.575	67.60	13.585	16:18:32.794
2 -	38.561	54.550	27.198	2:00.309	72.81	4.319	16:20:33.103
3 -	37.263	54.131	26.984	1:58.378 (3)	73.99	2.388	16:22:31.481
4 -	37.997	53.518	26.668	1:58.183 (2)	74.12	2.193	16:24:29.664
5 -	37.148	52.654	26.188	1:55.990 (1)	75.52		16:26:25.654

P32 83 R		Greg RYAN		Suzuki SV650 - Greg Ryan Racing 83 , Hell performance			
IDEAL LAP TIME : 2:04.242		BEST LAP TIME : 2:05.164		DIFFERENCE : 0.922			
LAP	SECTOR 1	SECTOR 2	SECTOR 3	LAP TIME	MPH	DIFF	TIME OF DAY
1 -		56.815	29.206	2:15.657	64.57	10.493	16:18:38.876
2 -	39.956	57.291	29.379	2:06.626 (3)	69.17	1.462	16:20:45.502
3 -	39.609	57.020	28.535	2:05.164 (1)	69.98		16:22:50.666
4 -	39.341	56.366	29.506	2:05.213 (2)	69.95	0.049	16:24:55.879

P33 171		Karie HENLY		Honda CBR600 - Thomas Racing			
IDEAL LAP TIME : 2:05.214		BEST LAP TIME : 2:05.493		DIFFERENCE : 0.279			
LAP	SECTOR 1	SECTOR 2	SECTOR 3	LAP TIME	MPH	DIFF	TIME OF DAY
1 -		56.799	28.807	2:15.962	64.42	10.469	16:18:39.181
2 -	40.676	57.273	29.084	2:07.033 (3)	68.95	1.540	16:20:46.214
3 -	40.161	57.275	28.831	2:06.267 (2)	69.37	0.774	16:22:52.481
4 -	39.897	56.510	29.086	2:05.493 (1)	69.80		16:24:57.974

P34 97 R		Alex MANN		Suzuki SV650 - TT50 Cars, Prestige, Denham Hedley Commerci			
IDEAL LAP TIME : 1:45.983		BEST LAP TIME : 1:46.118		DIFFERENCE : 0.135			
LAP	SECTOR 1	SECTOR 2	SECTOR 3	LAP TIME	MPH	DIFF	TIME OF DAY
1 -		49.929	25.608	2:00.502	72.69	14.384	16:18:23.721
2 -	34.433	49.092	26.024	1:49.549 (3)	79.96	3.431	16:20:13.270
3 -	33.050	47.573	25.686	1:46.309 (2)	82.39	0.191	16:21:59.579
4 -	32.970	47.708	25.440	1:46.118 (1)	82.54		16:23:45.697

P35 49 R		Oli CHAYTOR		Yamaha R6 - PearTree Racing			
IDEAL LAP TIME : 1:53.950		BEST LAP TIME : 1:54.293		DIFFERENCE : 0.343			
LAP	SECTOR 1	SECTOR 2	SECTOR 3	LAP TIME	MPH	DIFF	TIME OF DAY
1 -		52.695	26.780	2:07.132	68.90	12.839	16:18:30.351
2 -	37.005	51.441	26.497	1:54.943 (3)	76.21	0.650	16:20:25.294
3 -	36.785	50.980	26.528	1:54.293 (1)	76.64		16:22:19.587
4 -	36.550	51.470	26.420	1:54.440 (2)	76.54	0.147	16:24:14.027

P36 137		Charlie CRAWT		Yamaha R6 - AM Advanced Engineering / Tea & Cake Time Ra			
IDEAL LAP TIME : 1:49.410		BEST LAP TIME :		DIFFERENCE :			
LAP	SECTOR 1	SECTOR 2	SECTOR 3	LAP TIME	MPH	DIFF	TIME OF DAY
1 -		49.222	26.011	1:55.981	75.52		16:18:19.200

BMCRC - MRO Championships 2020 - Rnd 4 @ Brands Hatch GP

BMCRC Thunderbike Sport

RACE 12 - BEST SECTORS

SECTOR 1			SECTOR 2			SECTOR 3			IDEAL / BEST COMPARISON						
POS	NO	NAME	TIME	NO	NAME	TIME	NO	NAME	TIME	POS	NO	NAME	IDEAL	BEST	DIFF
													PERFECT LAP	1:38.544	
1	12	BLOCH	31.405	12	BLOCH	43.894	12	BLOCH	23.245	1	12	BLOCH	1:38.544	1:38.656	0.112
2	84	BRANCO	31.501	961	SIM	44.271	84	BRANCO	23.262	2	961	SIM	1:39.112	1:39.112	0.000
3	961	SIM	31.535	82	HINNELLS	44.489	961	SIM	23.306	3	84	BRANCO	1:39.384	1:39.778	0.394
4	624	FEDRICK	31.893	84	BRANCO	44.621	164	SALTMER	23.376	4	82	HINNELLS	1:40.158	1:40.189	0.031
5	82	HINNELLS	31.895	164	SALTMER	44.959	82	HINNELLS	23.774	5	164	SALTMER	1:40.306	1:40.306	0.000
6	86	WITHERINGTON	31.900	624	FEDRICK	45.397	624	FEDRICK	23.881	6	624	FEDRICK	1:41.171	1:41.295	0.124
7	164	SALTMER	31.971	86	WITHERINGTON	45.527	243	WILLSHER	23.924	7	86	WITHERINGTON	1:41.527	1:41.527	0.000
8	243	WILLSHER	32.132	81	MAY	45.631	86	WITHERINGTON	24.100	8	243	WILLSHER	1:41.740	1:42.063	0.323
9	710	HENSTOCK	32.330	243	WILLSHER	45.684	81	MAY	24.156	9	81	MAY	1:42.118	1:42.118	0.000
10	81	MAY	32.331	152	FRICKER	46.264	48	WALLIS	24.365	10	152	FRICKER	1:43.456	1:43.540	0.084
11	19	LILLEY	32.513	48	WALLIS	46.336	351	DIGBY-BAKER	24.439	11	48	WALLIS	1:43.598	1:43.598	0.000
12	152	FRICKER	32.672	351	DIGBY-BAKER	46.453	152	FRICKER	24.520	12	19	LILLEY	1:43.645	1:43.896	0.251
13	48	WALLIS	32.897	19	LILLEY	46.521	19	LILLEY	24.611	13	710	HENSTOCK	1:43.646	1:43.666	0.020
14	97	MANN	32.970	710	HENSTOCK	46.653	710	HENSTOCK	24.663	14	351	DIGBY-BAKER	1:43.986	1:44.014	0.028
15	62	KING	33.017	717	SHEEHAN	47.024	50	ROBSON	24.741	15	717	SHEEHAN	1:45.381	1:45.455	0.074
16	351	DIGBY-BAKER	33.094	50	ROBSON	47.321	191	SEATH	24.749	16	50	ROBSON	1:45.599	1:45.910	0.311
17	717	SHEEHAN	33.350	97	MANN	47.573	62	KING	24.761	17	62	KING	1:45.812	1:46.036	0.224
18	50	ROBSON	33.537	191	SEATH	47.666	94	SAINT	24.782	18	97	MANN	1:45.983	1:46.118	0.135
19	94	SAINT	33.673	62	KING	48.034	139	MARLEY	24.915	19	191	SEATH	1:46.192	1:46.761	0.569
20	11	O'LEARY	33.723	799	FROST	48.175	717	SHEEHAN	25.007	20	94	SAINT	1:46.657	1:46.657	0.000
21	191	SEATH	33.777	71	CLUNE	48.179	11	O'LEARY	25.230	21	11	O'LEARY	1:47.315	1:47.315	0.000
22	151	DURANT	33.833	94	SAINT	48.202	40	WILKINSON	25.302	22	40	WILKINSON	1:47.710	1:47.710	0.000
23	71	CLUNE	34.106	40	WILKINSON	48.230	333	STUBBERFIELD	25.339	23	71	CLUNE	1:47.797	1:48.070	0.273
24	40	WILKINSON	34.178	11	O'LEARY	48.362	97	MANN	25.440	24	799	FROST	1:48.126	1:48.126	0.000
25	333	STUBBERFIELD	34.306	23	BECKETT	48.681	71	CLUNE	25.512	25	333	STUBBERFIELD	1:48.390	1:48.558	0.168
26	799	FROST	34.438	333	STUBBERFIELD	48.745	799	FROST	25.513	26	151	DURANT	1:48.432	1:49.164	0.732
27	137	CRAWT	34.460	151	DURANT	48.773	23	BECKETT	25.567	27	23	BECKETT	1:49.061	1:49.134	0.073
28	23	BECKETT	34.813	139	MARLEY	48.790	26	THOMPSON	25.774	28	139	MARLEY	1:49.203	1:49.260	0.057
29	26	THOMPSON	35.064	137	CRAWT	48.939	151	DURANT	25.826	29	137	CRAWT	1:49.410		
30	139	MARLEY	35.498	26	THOMPSON	49.236	137	CRAWT	26.011	30	26	THOMPSON	1:50.074	1:50.596	0.522
31	138	JARMIN	36.018	49	CHAYTOR	50.980	187	TREVEIL	26.188	31	49	CHAYTOR	1:53.950	1:54.293	0.343
32	49	CHAYTOR	36.550	138	JARMIN	51.260	911	GOFFORD	26.378	32	138	JARMIN	1:54.287	1:54.702	0.415
33	911	GOFFORD	37.122	911	GOFFORD	51.369	49	CHAYTOR	26.420	33	911	GOFFORD	1:54.869	1:55.131	0.262
34	187	TREVEIL	37.148	187	TREVEIL	52.654	138	JARMIN	27.009	34	187	TREVEIL	1:55.990	1:55.990	0.000
35	83	RYAN	39.341	83	RYAN	56.366	83	RYAN	28.535	35	83	RYAN	2:04.242	2:05.164	0.922
36	171	HENLY	39.897	171	HENLY	56.510	171	HENLY	28.807	36	171	HENLY	2:05.214	2:05.493	0.279
37															
38															
39															

Weather / Track : Cloudy / Dry

Results can be found at www.tsl-timing.com

Brands Hatch GP

Circuit Length = 2.4332 miles

Start: 16:16 Flag 16:24 End: 16:26

Printed - 16:27 Saturday, 03 October 2020

BMCRC - MRO Championships 2020 - Rnd 4 @ Brands Hatch GP

BMCRC Thunderbike Sport

RACE 12 - STATISTICS

Competitors Started 39
Planned Start 2020-10-03 @ 15:40:00.000
Actual Start 2020-10-03 @ 16:16:23.218
Finish Time 2020-10-03 @ 16:24:49.551
Track Length 2.4332mi.
Total Laps 172
Total Distance Covered 418.5258mi.

Session Fastest Lap History

NO	CL	NAME	LAP TIME	TIME OF DAY	LAP	VEHICLE
84		Ricardo BRANCO	1:40.709	16:19:50.457	2	Yamaha R6
961		Jack SIM	1:40.166	16:19:50.837	2	Yamaha R6
961		Jack SIM	1:39.551	16:21:30.389	3	Yamaha R6
961		Jack SIM	1:39.112	16:23:09.501	4	Yamaha R6
12		Cedric BLOCH	1:38.656	16:23:11.121	4	Kawasaki ZX6R

Session Leader History

NO	CL	NAME	FROM LAP	LAPS LED	DISTANCE	VEHICLE
84		Ricardo BRANCO	1	2	4.86 miles	Yamaha R6
961		Jack SIM	3	3	7.29 miles	Yamaha R6

Flag History

TYPE	TIME OF DAY
GREEN	16:16:23.218
FINISH	16:24:49.551

Flag Statistics

TYPE	COUNT	TOTAL LAPS	TOTAL TIME
Green	1	5	10:11.912
Red	0	0	0.000
Safety Car	0	0	0.000
FCY	0	0	0.000

Weather / Track : Cloudy / Dry

BMCRC - MRO Championships 2020 - Rnd 4 @ Brands Hatch GP

BMCRC Thunderbike Sport

RACE 12 - STATISTICS

CLASS :

28 Starters

Fastest Lap History

NO	NAME	LAP TIME	TIME OF DAY	LAP	VEHICLE
84	Ricardo BRANCO	1:40.709	16:19:50.457	2	Yamaha R6
961	Jack SIM	1:40.166	16:19:50.837	2	Yamaha R6
961	Jack SIM	1:39.551	16:21:30.389	3	Yamaha R6
961	Jack SIM	1:39.112	16:23:09.501	4	Yamaha R6
12	Cedric BLOCH	1:38.656	16:23:11.121	4	Kawasaki ZX6R

Leader History

NO	NAME	FROM LAP	LAPS LED	DISTANCE	VEHICLE
84	Ricardo BRANCO	1	2	4.86 miles	Yamaha R6
961	Jack SIM	3	3	7.29 miles	Yamaha R6

BMCRC - MRO Championships 2020 - Rnd 4 @ Brands Hatch GP

BMCRC Thunderbike Sport

RACE 12 - STATISTICS

CLASS : R

11 Starters

Fastest Lap History

NO	NAME	LAP TIME	TIME OF DAY	LAP	VEHICLE
717	James SHEEHAN	1:45.654	16:20:04.716	2	Suzuki GLADIUS 650
717	James SHEEHAN	1:45.455	16:21:50.169	3	Suzuki GLADIUS 650
710	Craig HENSTOCK	1:44.006	16:23:40.399	4	Suzuki SV650
710	Craig HENSTOCK	1:43.666	16:25:24.065	5	Suzuki SV650

Leader History

NO	NAME	FROM LAP	LAPS LED	DISTANCE	VEHICLE
717	James SHEEHAN	1	5	12.16 miles	Suzuki GLADIUS 650

BMCRC - MRO Championships 2020 - Rnd 4 @ Brands Hatch GP



BMCRC Thunderbike Sport

RACE 1 - GRID (6 Laps)

ROW 14	42		41	243 Richard WILLSSHER	40	115 Albert WILLSSHER	
ROW 13		39	158 Ben LOGAN	38	37 Ricky WOODS	37	109 Chris CAYFORD
ROW 12	36	22 Matthew MAY	35	137 Charlie CRAWT	34	171 Karie HENLY	2:05.493
ROW 11			33	83 Greg RYAN	32	187 David TREVEIL	1:55.990
ROW 10					31	911 Craig GOFFORD	1:55.131
ROW 10	30	138 Craig JARMIN	29	49 Oli CHAYTOR	28	26 Lydia THOMPSON	1:54.702
ROW 9							1:54.293
ROW 9			27	139 Rob MARLEY	26	151 Andrew DURANT	1:50.596
ROW 8					25	23 Claire BECKETT	1:49.260
ROW 8	24	333 Mark STUBBERFIELD	23	799 Michael FROST	22	71 Colin CLUNE	1:49.164
ROW 7							1:48.558
ROW 7			21	40 Simon WILKINSON	20	11 Darren O'LEARY	1:48.126
ROW 6					19	191 James SEATH	1:48.070
ROW 6	18	94 Steve SAINT	17	97 Alex MANN	16	62 James KING	1:46.657
ROW 5							1:46.118
ROW 5			15	50 Paul ROBSON	14	717 James SHEEHAN	1:46.036
ROW 4					13	351 Sam DIGBY-BAKER	1:45.910
ROW 4	12	19 Kevin LILLEY	11	710 Craig HENSTOCK	10	48 Shaun WALLIS	1:44.014
ROW 3							1:43.896
ROW 3			9	152 Elliot FRICKER	8	81 Malvern MAY	1:43.666
ROW 2					7	86 Paul WITHERINGTON	1:43.598
ROW 2	6	624 Matthew FEDRICK	5	164 Robert SALTNER	4	82 Matt HINNELLS	1:43.540
ROW 1							1:42.118
ROW 1			3	84 Ricardo BRANCO	2	961 Jack SIM	1:41.527
ROW 1					1	12 Cedric BLOCH	1:41.295
							1:40.306
							1:40.189
							1:39.778
							1:39.112
							1:38.656
							Pole

Brands Hatch GP
Circuit Length = 2.4332 miles

These results are provisional until the conclusion of any judicial and technical matters.

Clerk Of Course :	Steward :	Timekeeper :
-------------------	-----------	--------------

Results can be found at www.tsl-timing.com

Printed - 16:45 Saturday, 03 October 2020



BMCRC - MRO Championships 2020 - Rnd 4 @ Brands Hatch GP

BMCRC Thunderbike Sport

RACE 1 - CLASSIFICATION

POS	NO	CL	PIC NAME	ENTRY	LAPS	TIME	GAP	DIFF	MPH	BEST	ON
1	82		1 Matt HINNELLS	Honda CBR600F - BD Racing	5	9:30.519			76.77	1:50.291	5
2	12*		2 Cedric BLOCH	Kawasaki ZX6R - Brigit's Group & SDC Performance	5	9:33.699	3.180	3.180	76.34	1:49.895	5
3	717	R	1 James SHEEHAN	Suzuki GLADIUS 650 - Sheehan Racing	5	9:34.255	3.736	0.556	76.27	1:51.934	5
4	164		3 Robert SALTMER	Kawasaki ZX6R - Capital Concrete Ltd	5	9:45.083	14.564	10.828	74.85	1:53.983	5
5	62	R	2 James KING	Suzuki SV650 -	5	9:49.571	19.052	4.488	74.28	1:54.312	3
6	22		4 Matthew MAY	Honda CBR600FY - Mays Racing	5	9:51.559	21.040	1.988	74.04	1:55.439	3
7	137		5 Charlie CRAWT	Yamaha R6 - AM Advanced Engineering / Tea & Ca	5	9:52.399	21.880	0.840	73.93	1:54.805	5
8	351		6 Sam DIGBY-BAKER	Yamaha R6 -	5	9:54.124	23.605	1.725	73.72	1:56.665	5
9	152		7 Elliot FRICKER	Honda CBR600 - Ride in bike tyres	5	9:54.201	23.682	0.077	73.71	1:54.533	5
10	710	R	3 Craig HENSTOCK	Suzuki SV650 -	5	10:00.347	29.828	6.146	72.95	1:55.560	5
11	71		8 Colin CLUNE	Suzuki SV650 -	5	10:01.406	30.887	1.059	72.82	1:56.933	5
12	11	R	4 Darren O'LEARY	Suzuki SV650 - Pompey Motorcycle Racing	5	10:01.967	31.448	0.561	72.76	1:57.349	5
13	243		9 Richard WILLISHER	Suzuki GSXR 600 - Willissher Plant / WR Ltd	5	10:09.780	39.261	7.813	71.82	1:58.146	4
14	23		10 Claire BECKETT	Suzuki SV650 - P Sheells & Sons	5	10:10.177	39.658	0.397	71.78	1:56.503	5
15	48		11 Shaun WALLIS	Yamaha R6 - MBC Despatch Racing	5	10:21.195	50.676	11.018	70.50	2:01.991	5
16	40		12 Simon WILKINSON	Suzuki SV650 - S P Wilkinson Engineering Ltd	5	10:21.902	51.383	0.707	70.42	2:00.768	4
17	191		13 James SEATH	Kawasaki ZX6-RR - Ovenden Earthmoving	5	10:23.338	52.819	1.436	70.26	2:01.852	2
18	333	R	5 Mark STUBBERFIELD	Suzuki SV650 SUPERTWIN -	5	10:30.765	1:00.246	7.427	69.43	2:02.968	5
19	799		14 Michael FROST	Suzuki SV650 -	5	10:30.859	1:00.340	0.094	69.42	2:02.653	4
20	187		15 David TREVEIL	Yamaha YZF-R6 -	5	10:38.884	1:08.365	8.025	68.55	2:03.100	5
21	94		16 Steve SAINT	Yamaha 600 HYBRID - me	5	10:40.487	1:09.968	1.603	68.38	2:04.940	5
22	624		17 Matthew FEDRICK	Yamaha R6 - Matthew Fedrick farriers ltd/ Palmer R	5	10:41.459	1:10.940	0.972	68.28	2:04.183	5
23	911	R	6 Craig GOFFORD	Suzuki SV650 - Meala Racing Development	5	10:41.587	1:11.068	0.128	68.26	2:03.356	3
24	50		18 Paul ROBSON	Kawasaki ZX6R - RBProperty services & Environmen	5	10:45.691	1:15.172	4.104	67.83	2:06.292	4
25	139	R	7 Rob MARLEY	Honda CBR600F3 - PearTree Racing	5	10:49.707	1:19.188	4.016	67.41	2:06.978	4
26	138	R	8 Craig JARMIN	Suzuki SV650 -	5	10:49.855	1:19.336	0.148	67.39	2:05.139	4
27	26		19 Lydia THOMPSON	Yamaha YZF-R6 - Flintstone Racing - David Simons	5	10:50.512	1:19.993	0.657	67.33	2:05.153	5
28	83	R	9 Greg RYAN	Suzuki SV650 - Greg Ryan Racing 83 , Hell perform	5	11:10.232	1:39.713	19.720	65.34	2:08.810	5
29	158	R	10 Ben LOGAN	Kawasaki ZX6R -	5	11:21.815	1:51.296	11.583	64.23	2:13.110	3

NOT CLASSIFIED

DNF	81		Malvern MAY	Honda CBR600RR -	2	4:00.160	3 Laps	3 Laps	72.94	1:55.390	2
DNF	84		Ricardo BRANCO	Yamaha R6 - IMP Racing	0						
DNF	37		Ricky WOODS	Suzuki GSXR 600 - KTS Vehicle Repairs	0						

FASTEST LAP

	12		Cedric BLOCH	Kawasaki ZX6R - Brigit's Group & SDC Performance	5	1:49.895		79.71 mph		128.28 kph	
	717	R	James SHEEHAN	Suzuki GLADIUS 650 - Sheehan Racing	5	1:51.934		78.25 mph		125.94 kph	

* Bike 12 - No working transponder fitted
 Class - 92.5% of Race Speed = 71.01 mph
 Class R - 92.5% of Race Speed = 70.54 mph

Brands Hatch GP
 Circuit Length = 2.4332 miles
 Start: 11:02 Flag 11:11 End: 11:13

Weather / Track : Cloudy / Wet

These results are provisional until the conclusion of any judicial and technical matters.

Clerk Of Course :	Steward :	Timekeeper :

Results can be found at www.tsl-timing.com

Printed - 11:13 Sunday, 04 October 2020



BMCRC - MRO Championships 2020 - Rnd 4 @ Brands Hatch GP

BMCRC Thunderbike Sport

RACE 1 - LAP CHART

LAP 1 @ 11:04:09.114			158	44.867	2:13.854	158	1:27.778	2:13.508
NO	BEHIND	LAP TIME	LAP 3 @ 11:07:56.389			LAP 5 @ 11:11:37.999		
NO	BEHIND	LAP TIME	NO	BEHIND	LAP TIME	NO	BEHIND	LAP TIME
164		2:01.634	82		1:52.388	82		1:50.291
82	0.273	2:01.907	717	1.044	1:52.433	12	3.180	1:49.895
717	0.862	2:02.496	12	3.178	1:52.927	717	3.736	1:51.934
62	1.055	2:02.689	62	3.460	1:54.312	164	14.564	1:53.983
12	1.759	2:03.393	164	6.273	1:55.872	62	19.052	1:58.295
81	3.136	2:04.770	22	10.696	1:55.439	22	21.040	1:55.854
351	3.796	2:05.430	351	10.927	1:57.521	137	21.880	1:54.805
22	5.336	2:06.970	137	12.483	1:56.354	351	23.605	1:56.665
137	6.081	2:07.715	137	12.483	1:56.354	152	23.682	1:54.533
48	6.585	2:08.219	152	15.064	1:56.870	710	29.828	1:55.560
71	7.083	2:08.717	71	16.682	1:58.590	71	30.887	1:56.933
152	7.344	2:08.978	11	17.754	1:57.711	11	31.448	1:57.349
11	7.537	2:09.171	710	18.293	1:57.268	243	39.261	2:02.207
710	7.901	2:09.535	243	20.518	1:58.382	23	39.658	1:56.503
243	8.755	2:10.389	48	26.361	2:04.319	48	50.676	2:01.991
191	10.121	2:11.755	23	26.587	2:01.524	40	51.383	2:00.941
23	10.498	2:12.132	191	28.575	2:03.877	191	52.819	2:03.809
624	12.548	2:14.182	40	31.284	2:01.659	333	1:00.246	2:02.968
40	13.650	2:15.284	333	35.733	2:03.636	799	1:00.340	2:02.925
799	14.001	2:15.635	799	36.372	2:04.371	187	1:08.365	2:03.100
94	14.237	2:15.871	94	41.089	2:06.462	94	1:09.968	2:04.940
50	15.355	2:16.989	624	41.848	2:07.614	624	1:10.940	2:04.183
333	15.536	2:17.170	187	42.121	2:06.263	911	1:11.068	2:04.132
139	19.017	2:20.651	50	42.841	2:07.908	50	1:15.172	2:07.649
187	19.436	2:21.070	911	42.966	2:03.356	139	1:19.188	2:07.199
26	20.181	2:21.815	139	46.621	2:07.474	138	1:19.336	2:05.997
911	20.559	2:22.193	138	49.810	2:07.175	26	1:19.993	2:05.153
138	21.426	2:23.060	26	50.031	2:08.333	83	1:39.713	2:08.810
83	24.162	2:25.796	83	1:00.521	2:11.284	158	1:51.296	2:13.809
158	25.900	2:27.534	158	1:05.589	2:13.110			

LAP 2 @ 11:06:04.001			LAP 4 @ 11:09:47.708		
NO	BEHIND	LAP TIME	NO	BEHIND	LAP TIME
82		1:54.614	82		1:51.319
717	0.999	1:55.024	717	2.093	1:52.368
62	1.536	1:55.368	12	3.576	1:51.717
12	2.639	1:55.767	164	10.872	1:55.918
164	2.789	1:57.676	62	11.048	1:58.907
81	3.639	1:55.390	22	15.477	1:56.100
351	5.794	1:56.885	351	17.231	1:57.623
22	7.645	1:57.196	137	17.366	1:56.202
137	8.517	1:57.323	152	19.440	1:55.695
71	10.480	1:58.284	71	24.245	1:58.882
152	10.582	1:58.125	11	24.390	1:57.955
11	12.431	1:59.781	710	24.559	1:57.585
710	13.413	2:00.399	243	27.345	1:58.146
48	14.430	2:02.732	23	33.446	1:58.178
243	14.524	2:00.656	48	38.976	2:03.934
191	17.086	2:01.852	191	39.301	2:02.045
23	17.451	2:01.840	40	40.733	2:00.768
40	22.013	2:03.250	333	47.569	2:03.155
799	24.389	2:05.275	799	47.706	2:02.653
333	24.485	2:03.836	94	55.319	2:05.549
624	26.622	2:08.961	187	55.556	2:04.754
94	27.015	2:07.665	624	57.048	2:06.519
50	27.321	2:06.853	911	57.227	2:05.580
187	28.246	2:03.697	50	57.814	2:06.292
139	31.535	2:07.405	139	1:02.280	2:06.978
911	31.998	2:06.326	138	1:03.630	2:05.139
26	34.086	2:08.792	26	1:05.131	2:06.419
138	35.023	2:08.484	83	1:21.194	2:11.992
83	41.625	2:12.350			

Weather / Track : Cloudy / Wet

Results can be found at www.tsl-timing.com

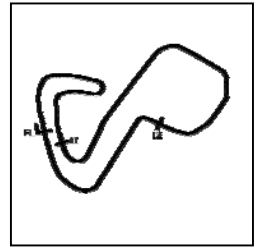
Brands Hatch GP
 Circuit Length = 2.4332 miles
 Start: 11:02 Flag 11:11 End: 11:13

Printed - 11:15 Sunday, 04 October 2020

BMCRC - MRO Championships 2020 - Rnd 4 @ Brands Hatch GP

BMCRC Thunderbike Sport

RACE 1 - SECTOR ANALYSIS



SECTOR 1 = FL to I1, SECTOR 2 = I1 to I2, SECTOR 3 = I2 to FL, DIFF = Difference To Personal Best Lap, P = Crossed Finish Line in Pit Lane, D = Time Disallowed

P1 82		Matt HINNELLS		Honda CBR600F - BD Racing			
IDEAL LAP TIME : 1:50.291		BEST LAP TIME : 1:50.291		DIFFERENCE : 0.000			
LAP	SECTOR 1	SECTOR 2	SECTOR 3	LAP TIME	MPH	DIFF	TIME OF DAY
1 -		52.062	26.597	2:01.907	71.85	11.616	11:04:09.387
2 -	38.148	50.343	26.123	1:54.614	76.42	4.323	11:06:04.001
3 -	36.203	50.249	25.936	1:52.388 (3)	77.94	2.097	11:07:56.389
4 -	36.100	49.339	25.880	1:51.319 (2)	78.69	1.028	11:09:47.708
5 -	35.674	49.014	25.603	1:50.291 (1)	79.42		11:11:37.999

P2 12		Cedric BLOCH		Kawasaki ZX6R - Brigit's Group & SDC Performance			
IDEAL LAP TIME :		BEST LAP TIME : 1:49.895		DIFFERENCE :			
LAP	SECTOR 1	SECTOR 2	SECTOR 3	LAP TIME	MPH	DIFF	TIME OF DAY
1 -				2:03.393	70.99	13.498	11:04:10.873
2 -				1:55.767	75.66	5.872	11:06:06.640
3 -				1:52.927 (3)	77.57	3.032	11:07:59.567
4 -				1:51.717 (2)	78.41	1.822	11:09:51.284
5 -				1:49.895 (1)	79.71		11:11:41.179

P3 717 R		James SHEEHAN		Suzuki GLADIUS 650 - Sheehan Racing			
IDEAL LAP TIME : 1:51.747		BEST LAP TIME : 1:51.934		DIFFERENCE : 0.187			
LAP	SECTOR 1	SECTOR 2	SECTOR 3	LAP TIME	MPH	DIFF	TIME OF DAY
1 -		52.104	26.789	2:02.496	71.51	10.562	11:04:09.976
2 -	37.000	51.247	26.777	1:55.024	76.15	3.090	11:06:05.000
3 -	36.018	50.151	26.264	1:52.433 (3)	77.91	0.499	11:07:57.433
4 -	35.615	50.155	26.598	1:52.368 (2)	77.95	0.434	11:09:49.801
5 -	35.782	49.868	26.284	1:51.934 (1)	78.25		11:11:41.735

P4 164		Robert SALTNER		Kawasaki ZX6R - Capital Concrete Ltd			
IDEAL LAP TIME : 1:53.983		BEST LAP TIME : 1:53.983		DIFFERENCE : 0.000			
LAP	SECTOR 1	SECTOR 2	SECTOR 3	LAP TIME	MPH	DIFF	TIME OF DAY
1 -		52.501	26.569	2:01.634	72.01	7.651	11:04:09.114
2 -	38.434	52.804	26.438	1:57.676	74.44	3.693	11:06:06.790
3 -	37.901	51.662	26.309	1:55.872 (2)	75.59	1.889	11:08:02.662
4 -	37.208	52.072	26.638	1:55.918 (3)	75.56	1.935	11:09:58.580
5 -	36.659	51.136	26.188	1:53.983 (1)	76.85		11:11:52.563

P5 62 R		James KING		Suzuki SV650 -			
IDEAL LAP TIME : 1:53.859		BEST LAP TIME : 1:54.312		DIFFERENCE : 0.453			
LAP	SECTOR 1	SECTOR 2	SECTOR 3	LAP TIME	MPH	DIFF	TIME OF DAY
1 -		53.090	26.745	2:02.689	71.39	8.377	11:04:10.169
2 -	36.972	51.951	26.445	1:55.368 (2)	75.92	1.056	11:06:05.537
3 -	35.776	51.638	26.898	1:54.312 (1)	76.63		11:07:59.849
4 -	37.395	53.711	27.801	1:58.907	73.66	4.595	11:09:58.756
5 -	37.620	53.347	27.328	1:58.295 (3)	74.05	3.983	11:11:57.051

P6 22		Matthew MAY		Honda CBR600FY - Mays Racing			
IDEAL LAP TIME : 1:54.737		BEST LAP TIME : 1:55.439		DIFFERENCE : 0.702			
LAP	SECTOR 1	SECTOR 2	SECTOR 3	LAP TIME	MPH	DIFF	TIME OF DAY
1 -		52.882	26.980	2:06.970	68.99	11.531	11:04:14.450
2 -	37.545	52.873	26.778	1:57.196	74.74	1.757	11:06:11.646
3 -	37.285	50.980	27.174	1:55.439 (1)	75.88		11:08:07.085
4 -	37.215	52.027	26.858	1:56.100 (3)	75.45	0.661	11:10:03.185
5 -	36.979	51.645	27.230	1:55.854 (2)	75.61	0.415	11:11:59.039

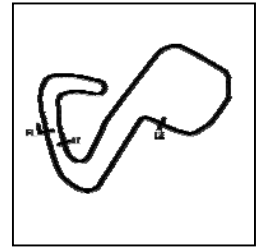
Weather / Track : Cloudy / Wet

Brands Hatch GP
Circuit Length = 2.4332 miles
Start: 11:02 Flag 11:11 End: 11:13

BMCRC - MRO Championships 2020 - Rnd 4 @ Brands Hatch GP

BMCRC Thunderbike Sport

RACE 1 - SECTOR ANALYSIS



SECTOR 1 = FL to I1, SECTOR 2 = I1 to I2, SECTOR 3 = I2 to FL, DIFF = Difference To Personal Best Lap, P = Crossed Finish Line in Pit Lane, D = Time Disallowed

P7 137		Charlie CRAWT		Yamaha R6 - AM Advanced Engineering / Tea & Cake Time Rac			
IDEAL LAP TIME : 1:54.705		BEST LAP TIME : 1:54.805		DIFFERENCE : 0.100			
LAP	SECTOR 1	SECTOR 2	SECTOR 3	LAP TIME	MPH	DIFF	TIME OF DAY
1 -		52.693	27.196	2:07.715	68.58	12.910	11:04:15.195
2 -	36.881	53.220	27.222	1:57.323	74.66	2.518	11:06:12.518
3 -	36.771	51.857	27.726	1:56.354 (3)	75.28	1.549	11:08:08.872
4 -	37.304	51.616	27.282	1:56.202 (2)	75.38	1.397	11:10:05.074
5 -	36.871	51.067	26.867	1:54.805 (1)	76.30		11:11:59.879

P8 351		Sam DIGBY-BAKER		Yamaha R6 -			
IDEAL LAP TIME : 1:56.439		BEST LAP TIME : 1:56.665		DIFFERENCE : 0.226			
LAP	SECTOR 1	SECTOR 2	SECTOR 3	LAP TIME	MPH	DIFF	TIME OF DAY
1 -		53.271	27.508	2:05.430	69.83	8.765	11:04:12.910
2 -	37.799	51.670	27.416	1:56.885 (2)	74.94	0.220	11:06:09.795
3 -	37.735	52.140	27.646	1:57.521 (3)	74.53	0.856	11:08:07.316
4 -	37.891	52.310	27.422	1:57.623	74.47	0.958	11:10:04.939
5 -	37.447	51.896	27.322	1:56.665 (1)	75.08		11:12:01.604

P9 152		Elliot FRICKER		Honda CBR600 - Ride in bike tyres			
IDEAL LAP TIME : 1:54.533		BEST LAP TIME : 1:54.533		DIFFERENCE : 0.000			
LAP	SECTOR 1	SECTOR 2	SECTOR 3	LAP TIME	MPH	DIFF	TIME OF DAY
1 -		54.558	28.520	2:08.978	67.91	14.445	11:04:16.458
2 -	38.004	52.915	27.206	1:58.125	74.15	3.592	11:06:14.583
3 -	37.105	52.548	27.217	1:56.870 (3)	74.95	2.337	11:08:11.453
4 -	37.016	51.543	27.136	1:55.695 (2)	75.71	1.162	11:10:07.148
5 -	36.439	51.121	26.973	1:54.533 (1)	76.48		11:12:01.681

P10 710 R		Craig HENSTOCK		Suzuki SV650 -			
IDEAL LAP TIME : 1:55.560		BEST LAP TIME : 1:55.560		DIFFERENCE : 0.000			
LAP	SECTOR 1	SECTOR 2	SECTOR 3	LAP TIME	MPH	DIFF	TIME OF DAY
1 -		54.974	28.107	2:09.535	67.62	13.975	11:04:17.015
2 -	38.153	54.768	27.478	2:00.399	72.75	4.839	11:06:17.414
3 -	36.649	53.103	27.516	1:57.268 (2)	74.69	1.708	11:08:14.682
4 -	36.963	53.072	27.550	1:57.585 (3)	74.49	2.025	11:10:12.267
5 -	36.222	52.137	27.201	1:55.560 (1)	75.80		11:12:07.827

P11 71		Colin CLUNE		Suzuki SV650 -			
IDEAL LAP TIME : 1:56.933		BEST LAP TIME : 1:56.933		DIFFERENCE : 0.000			
LAP	SECTOR 1	SECTOR 2	SECTOR 3	LAP TIME	MPH	DIFF	TIME OF DAY
1 -		54.617	28.259	2:08.717	68.05	11.784	11:04:16.197
2 -	37.846	52.749	27.689	1:58.284 (2)	74.05	1.351	11:06:14.481
3 -	37.689	52.671	28.230	1:58.590 (3)	73.86	1.657	11:08:13.071
4 -	37.963	52.795	28.124	1:58.882	73.68	1.949	11:10:11.953
5 -	37.464	52.243	27.226	1:56.933 (1)	74.91		11:12:08.886

P12 11 R		Darren O'LEARY		Suzuki SV650 - Pompey Motorcycle Racing			
IDEAL LAP TIME : 1:56.998		BEST LAP TIME : 1:57.349		DIFFERENCE : 0.351			
LAP	SECTOR 1	SECTOR 2	SECTOR 3	LAP TIME	MPH	DIFF	TIME OF DAY
1 -		54.770	28.162	2:09.171	67.81	11.822	11:04:16.651
2 -	38.204	54.267	27.310	1:59.781	73.13	2.432	11:06:16.432
3 -	37.125	52.861	27.725	1:57.711 (2)	74.41	0.362	11:08:14.143
4 -	37.242	53.049	27.664	1:57.955 (3)	74.26	0.606	11:10:12.098
5 -	37.045	53.212	27.092	1:57.349 (1)	74.64		11:12:09.447

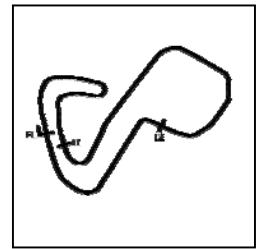
Weather / Track : Cloudy / Wet

Brands Hatch GP
Circuit Length = 2.4332 miles
Start: 11:02 Flag 11:11 End: 11:13

BMCRC - MRO Championships 2020 - Rnd 4 @ Brands Hatch GP

BMCRC Thunderbike Sport

RACE 1 - SECTOR ANALYSIS



SECTOR 1 = FL to I1, SECTOR 2 = I1 to I2, SECTOR 3 = I2 to FL, DIFF = Difference To Personal Best Lap, P = Crossed Finish Line in Pit Lane, D = Time Disallowed

P13 243		Richard WILLISHER		Suzuki GSXR 600 - Willsher Plant / WR Ltd			
IDEAL LAP TIME : 1:57.474		BEST LAP TIME : 1:58.146		DIFFERENCE : 0.672			
LAP	SECTOR 1	SECTOR 2	SECTOR 3	LAP TIME	MPH	DIFF	TIME OF DAY
1 -		54.952	27.967	2:10.389	67.18	12.243	11:04:17.869
2 -	38.269	54.390	27.997	2:00.656 (3)	72.60	2.510	11:06:18.525
3 -	37.506	52.628	28.248	1:58.382 (2)	73.99	0.236	11:08:16.907
4 -	37.841	52.965	27.340	1:58.146 (1)	74.14		11:10:15.053
5 -	38.750	54.218	29.239	2:02.207	71.68	4.061	11:12:17.260

P14 23		Claire BECKETT		Suzuki SV650 - P Sheils & Sons			
IDEAL LAP TIME : 1:56.503		BEST LAP TIME : 1:56.503		DIFFERENCE : 0.000			
LAP	SECTOR 1	SECTOR 2	SECTOR 3	LAP TIME	MPH	DIFF	TIME OF DAY
1 -		55.610	28.453	2:12.132	66.29	15.629	11:04:19.612
2 -	38.842	54.485	28.513	2:01.840	71.89	5.337	11:06:21.452
3 -	38.521	53.706	29.297	2:01.524 (3)	72.08	5.021	11:08:22.976
4 -	37.967	52.292	27.919	1:58.178 (2)	74.12	1.675	11:10:21.154
5 -	37.544	52.100	26.859	1:56.503 (1)	75.18		11:12:17.657

P15 48		Shaun WALLIS		Yamaha R6 - MBC Despatch Racing			
IDEAL LAP TIME : 2:01.255		BEST LAP TIME : 2:01.991		DIFFERENCE : 0.736			
LAP	SECTOR 1	SECTOR 2	SECTOR 3	LAP TIME	MPH	DIFF	TIME OF DAY
1 -		54.817	28.042	2:08.219	68.31	6.228	11:04:15.699
2 -	38.693	55.606	28.433	2:02.732 (2)	71.37	0.741	11:06:18.431
3 -	39.606	55.424	29.289	2:04.319	70.46	2.328	11:08:22.750
4 -	39.234	56.348	28.352	2:03.934 (3)	70.68	1.943	11:10:26.684
5 -	39.429	54.693	27.869	2:01.991 (1)	71.80		11:12:28.675

P16 40		Simon WILKINSON		Suzuki SV650 - S P Wilkinson Engineering Ltd			
IDEAL LAP TIME : 2:00.424		BEST LAP TIME : 2:00.768		DIFFERENCE : 0.344			
LAP	SECTOR 1	SECTOR 2	SECTOR 3	LAP TIME	MPH	DIFF	TIME OF DAY
1 -		57.218	28.702	2:15.284	64.75	14.516	11:04:22.764
2 -	39.377	55.435	28.438	2:03.250	71.07	2.482	11:06:26.014
3 -	38.124	54.850	28.685	2:01.659 (3)	72.00	0.891	11:08:27.673
4 -	38.468	54.268	28.032	2:00.768 (1)	72.53		11:10:28.441
5 -	38.185	54.431	28.325	2:00.941 (2)	72.43	0.173	11:12:29.382

P17 191		James SEATH		Kawasaki ZX6-RR - Ovenden Earthmoving			
IDEAL LAP TIME : 2:01.759		BEST LAP TIME : 2:01.852		DIFFERENCE : 0.093			
LAP	SECTOR 1	SECTOR 2	SECTOR 3	LAP TIME	MPH	DIFF	TIME OF DAY
1 -		56.631	28.299	2:11.755	66.48	9.903	11:04:19.235
2 -	39.099	54.379	28.374	2:01.852 (1)	71.88		11:06:21.087
3 -	39.729	55.141	29.007	2:03.877	70.71	2.025	11:08:24.964
4 -	39.225	54.539	28.281	2:02.045 (2)	71.77	0.193	11:10:27.009
5 -	40.077	55.435	28.297	2:03.809 (3)	70.75	1.957	11:12:30.818

P18 333 R		Mark STUBBERFIELD		Suzuki SV650 SUPERTWIN -			
IDEAL LAP TIME : 2:02.307		BEST LAP TIME : 2:02.968		DIFFERENCE : 0.661			
LAP	SECTOR 1	SECTOR 2	SECTOR 3	LAP TIME	MPH	DIFF	TIME OF DAY
1 -		57.359	28.934	2:17.170	63.86	14.202	11:04:24.650
2 -	39.734	55.692	28.410	2:03.836	70.73	0.868	11:06:28.486
3 -	39.245	55.667	28.724	2:03.636 (3)	70.85	0.668	11:08:32.122
4 -	39.695	54.652	28.808	2:03.155 (2)	71.12	0.187	11:10:35.277
5 -	39.591	54.958	28.419	2:02.968 (1)	71.23		11:12:38.245

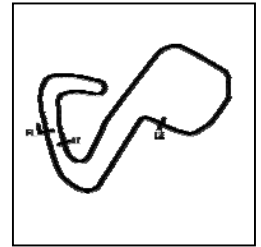
Weather / Track : Cloudy / Wet

Brands Hatch GP
Circuit Length = 2.4332 miles
Start: 11:02 Flag 11:11 End: 11:13

BMCRC - MRO Championships 2020 - Rnd 4 @ Brands Hatch GP

BMCRC Thunderbike Sport

RACE 1 - SECTOR ANALYSIS



SECTOR 1 = FL to I1, SECTOR 2 = I1 to I2, SECTOR 3 = I2 to FL, DIFF = Difference To Personal Best Lap, P = Crossed Finish Line in Pit Lane, D = Time Disallowed

P19 799		Michael FROST		Suzuki SV650 -			
IDEAL LAP TIME : 2:02.433		BEST LAP TIME : 2:02.653		DIFFERENCE : 0.220			
LAP	SECTOR 1	SECTOR 2	SECTOR 3	LAP TIME	MPH	DIFF	TIME OF DAY
1 -		57.829	28.701	2:15.635	64.58	12.982	11:04:23.115
2 -	40.066	56.499	28.710	2:05.275	69.92	2.622	11:06:28.390
3 -	39.649	56.003	28.719	2:04.371 (3)	70.43	1.718	11:08:32.761
4 -	39.260	54.778	28.615	2:02.653 (1)	71.41		11:10:35.414
5 -	39.749	54.781	28.395	2:02.925 (2)	71.26	0.272	11:12:38.339

P20 187		David TREVEIL		Yamaha YZF-R6 -			
IDEAL LAP TIME : 2:02.535		BEST LAP TIME : 2:03.100		DIFFERENCE : 0.565			
LAP	SECTOR 1	SECTOR 2	SECTOR 3	LAP TIME	MPH	DIFF	TIME OF DAY
1 -		59.837	29.975	2:21.070	62.09	17.970	11:04:28.550
2 -	39.661	56.081	27.955	2:03.697 (2)	70.81	0.597	11:06:32.247
3 -	40.211	56.916	29.136	2:06.263	69.37	3.163	11:08:38.510
4 -	39.992	55.789	28.973	2:04.754 (3)	70.21	1.654	11:10:43.264
5 -	40.076	54.919	28.105	2:03.100 (1)	71.16		11:12:46.364

P21 94		Steve SAINT		Yamaha 600 HYBRID - me			
IDEAL LAP TIME : 2:04.860		BEST LAP TIME : 2:04.940		DIFFERENCE : 0.080			
LAP	SECTOR 1	SECTOR 2	SECTOR 3	LAP TIME	MPH	DIFF	TIME OF DAY
1 -		57.347	29.805	2:15.871	64.47	10.931	11:04:23.351
2 -	40.990	56.993	29.682	2:07.665	68.61	2.725	11:06:31.016
3 -	40.609	56.275	29.578	2:06.462 (3)	69.26	1.522	11:08:37.478
4 -	40.768	55.693	29.088	2:05.549 (2)	69.77	0.609	11:10:43.027
5 -	40.239	55.773	28.928	2:04.940 (1)	70.11		11:12:47.967

P22 624		Matthew FEDRICK		Yamaha R6 - Matthew Fedrick farriers ltd/ Palmer Race Skool			
IDEAL LAP TIME : 2:04.183		BEST LAP TIME : 2:04.183		DIFFERENCE : 0.000			
LAP	SECTOR 1	SECTOR 2	SECTOR 3	LAP TIME	MPH	DIFF	TIME OF DAY
1 -		56.532	29.281	2:14.182	65.28	9.999	11:04:21.662
2 -	41.642	57.757	29.562	2:08.961	67.92	4.778	11:06:30.623
3 -	41.096	56.955	29.563	2:07.614 (3)	68.64	3.431	11:08:38.237
4 -	41.522	55.641	29.356	2:06.519 (2)	69.23	2.336	11:10:44.756
5 -	39.813	55.390	28.980	2:04.183 (1)	70.53		11:12:48.939

P23 911 R		Craig GOFFORD		Suzuki SV650 - Meala Racing Development			
IDEAL LAP TIME : 2:02.728		BEST LAP TIME : 2:03.356		DIFFERENCE : 0.628			
LAP	SECTOR 1	SECTOR 2	SECTOR 3	LAP TIME	MPH	DIFF	TIME OF DAY
1 -		59.835	30.142	2:22.193	61.60	18.837	11:04:29.673
2 -	40.106	57.779	28.441	2:06.326	69.34	2.970	11:06:35.999
3 -	39.516	55.177	28.663	2:03.356 (1)	71.01		11:08:39.355
4 -	41.060	55.804	28.716	2:05.580 (3)	69.75	2.224	11:10:44.935
5 -	39.960	56.137	28.035	2:04.132 (2)	70.56	0.776	11:12:49.067

P24 50		Paul ROBSON		Kawaski ZX6R - RBProperty services & Environment Lighting			
IDEAL LAP TIME : 2:05.634		BEST LAP TIME : 2:06.292		DIFFERENCE : 0.658			
LAP	SECTOR 1	SECTOR 2	SECTOR 3	LAP TIME	MPH	DIFF	TIME OF DAY
1 -		57.389	29.593	2:16.989	63.94	10.697	11:04:24.469
2 -	40.679	56.353	29.821	2:06.853 (2)	69.05	0.561	11:06:31.322
3 -	40.677	56.878	30.353	2:07.908	68.48	1.616	11:08:39.230
4 -	40.749	55.735	29.808	2:06.292 (1)	69.36		11:10:45.522
5 -	40.306	56.504	30.839	2:07.649 (3)	68.62	1.357	11:12:53.171

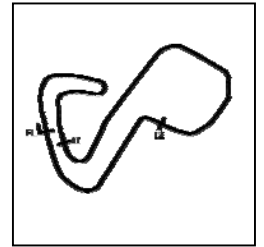
Weather / Track : Cloudy / Wet

Brands Hatch GP
Circuit Length = 2.4332 miles
Start: 11:02 Flag 11:11 End: 11:13

BMCRC - MRO Championships 2020 - Rnd 4 @ Brands Hatch GP

BMCRC Thunderbike Sport

RACE 1 - SECTOR ANALYSIS



SECTOR 1 = FL to I1, SECTOR 2 = I1 to I2, SECTOR 3 = I2 to FL, DIFF = Difference To Personal Best Lap, P = Crossed Finish Line in Pit Lane, D = Time Disallowed

P25 139 R		Rob MARLEY		Honda CBR600F3 - PearTree Racing			
IDEAL LAP TIME : 2:05.963		BEST LAP TIME : 2:06.978		DIFFERENCE : 1.015			
LAP	SECTOR 1	SECTOR 2	SECTOR 3	LAP TIME	MPH	DIFF	TIME OF DAY
1 -		1:00.172	29.745	2:20.651	62.28	13.673	11:04:28.131
2 -	41.336	57.330	28.739	2:07.405 (3)	68.75	0.427	11:06:35.536
3 -	41.486	57.048	28.940	2:07.474	68.71	0.496	11:08:43.010
4 -	40.837	56.996	29.145	2:06.978 (1)	68.98		11:10:49.988
5 -	40.661	58.232	28.306	2:07.199 (2)	68.86	0.221	11:12:57.187

P26 138 R		Craig JARMIN		Suzuki SV650 -			
IDEAL LAP TIME : 2:05.139		BEST LAP TIME : 2:05.139		DIFFERENCE : 0.000			
LAP	SECTOR 1	SECTOR 2	SECTOR 3	LAP TIME	MPH	DIFF	TIME OF DAY
1 -		59.463	30.799	2:23.060	61.23	17.921	11:04:30.540
2 -	41.543	56.924	30.017	2:08.484	68.17	3.345	11:06:39.024
3 -	41.439	55.771	29.965	2:07.175 (3)	68.88	2.036	11:08:46.199
4 -	40.125	55.615	29.399	2:05.139 (1)	70.00		11:10:51.338
5 -	40.149	56.395	29.453	2:05.997 (2)	69.52	0.858	11:12:57.335

P27 26		Lydia THOMPSON		Yamaha YZF-R6 - Flintstone Racing - David Simons Tuning			
IDEAL LAP TIME : 2:04.965		BEST LAP TIME : 2:05.153		DIFFERENCE : 0.188			
LAP	SECTOR 1	SECTOR 2	SECTOR 3	LAP TIME	MPH	DIFF	TIME OF DAY
1 -		1:00.013	30.009	2:21.815	61.76	16.662	11:04:29.295
2 -	42.058	57.341	29.393	2:08.792	68.01	3.639	11:06:38.087
3 -	41.899	56.155	30.279	2:08.333 (3)	68.25	3.180	11:08:46.420
4 -	40.887	56.032	29.500	2:06.419 (2)	69.29	1.266	11:10:52.839
5 -	40.205	56.220	28.728	2:05.153 (1)	69.99		11:12:57.992

P28 83 R		Greg RYAN		Suzuki SV650 - Greg Ryan Racing 83 , Hell performance			
IDEAL LAP TIME : 2:08.810		BEST LAP TIME : 2:08.810		DIFFERENCE : 0.000			
LAP	SECTOR 1	SECTOR 2	SECTOR 3	LAP TIME	MPH	DIFF	TIME OF DAY
1 -		1:01.262	30.444	2:25.796	60.08	16.986	11:04:33.276
2 -	42.575	59.543	30.232	2:12.350	66.18	3.540	11:06:45.626
3 -	41.899	58.988	30.397	2:11.284 (2)	66.72	2.474	11:08:56.910
4 -	41.726	59.851	30.415	2:11.992 (3)	66.36	3.182	11:11:08.902
5 -	41.058	58.391	29.361	2:08.810 (1)	68.00		11:13:17.712

P29 158 R		Ben LOGAN		Kawasaki ZX6R -			
IDEAL LAP TIME : 2:11.709		BEST LAP TIME : 2:13.110		DIFFERENCE : 1.401			
LAP	SECTOR 1	SECTOR 2	SECTOR 3	LAP TIME	MPH	DIFF	TIME OF DAY
1 -		1:01.969	30.232	2:27.534	59.37	14.424	11:04:35.014
2 -	43.321	1:00.185	30.348	2:13.854	65.44	0.744	11:06:48.868
3 -	42.752	59.406	30.952	2:13.110 (1)	65.80		11:09:01.978
4 -	43.412	59.759	30.337	2:13.508 (2)	65.61	0.398	11:11:15.486
5 -	42.071	1:00.317	31.421	2:13.809 (3)	65.46	0.699	11:13:29.295

P30 81		Malvern MAY		Honda CBR600RR -			
IDEAL LAP TIME : 1:54.868		BEST LAP TIME : 1:55.390		DIFFERENCE : 0.522			
LAP	SECTOR 1	SECTOR 2	SECTOR 3	LAP TIME	MPH	DIFF	TIME OF DAY
1 -		52.819	27.029	2:04.770	70.20	9.380	11:04:12.250
2 -	36.298	52.063	27.029	1:55.390 (1)	75.91		11:06:07.640

Weather / Track : Cloudy / Wet

BMCRC - MRO Championships 2020 - Rnd 4 @ Brands Hatch GP

BMCRC Thunderbike Sport

RACE 1 - BEST SECTORS

SECTOR 1			SECTOR 2			SECTOR 3			IDEAL / BEST COMPARISON						
POS	NO	NAME	TIME	NO	NAME	TIME	NO	NAME	TIME	POS	NO	NAME	IDEAL	BEST	DIFF
													PERFECT LAP	1:50.232	
1	717	SHEEHAN	35.615	82	HINNELLS	49.014	82	HINNELLS	25.603	1	82	HINNELLS	1:50.291	1:50.291	0.000
2	82	HINNELLS	35.674	717	SHEEHAN	49.868	164	SALTMER	26.188	2	717	SHEEHAN	1:51.747	1:51.934	0.187
3	62	KING	35.776	22	MAY	50.980	717	SHEEHAN	26.264	3	62	KING	1:53.859	1:54.312	0.453
4	710	HENSTOCK	36.222	137	CRAWT	51.067	62	KING	26.445	4	164	SALTMER	1:53.983	1:53.983	0.000
5	81	MAY	36.298	152	FRICKER	51.121	22	MAY	26.778	5	152	FRICKER	1:54.533	1:54.533	0.000
6	152	FRICKER	36.439	164	SALTMER	51.136	23	BECKETT	26.859	6	137	CRAWT	1:54.705	1:54.805	0.100
7	164	SALTMER	36.659	81	MAY	51.541	137	CRAWT	26.867	7	22	MAY	1:54.737	1:55.439	0.702
8	137	CRAWT	36.771	62	KING	51.638	152	FRICKER	26.973	8	81	MAY	1:54.868	1:55.390	0.522
9	22	MAY	36.979	351	DIGBY-BAKER	51.670	81	MAY	27.029	9	710	HENSTOCK	1:55.560	1:55.560	0.000
10	11	O'LEARY	37.045	23	BECKETT	52.100	11	O'LEARY	27.092	10	351	DIGBY-BAKER	1:56.439	1:56.665	0.226
11	351	DIGBY-BAKER	37.447	710	HENSTOCK	52.137	710	HENSTOCK	27.201	11	23	BECKETT	1:56.503	1:56.503	0.000
12	71	CLUNE	37.464	71	CLUNE	52.243	71	CLUNE	27.226	12	71	CLUNE	1:56.933	1:56.933	0.000
13	243	WILLSHER	37.506	243	WILLSHER	52.628	351	DIGBY-BAKER	27.322	13	11	O'LEARY	1:56.998	1:57.349	0.351
14	23	BECKETT	37.544	11	O'LEARY	52.861	243	WILLSHER	27.340	14	243	WILLSHER	1:57.474	1:58.146	0.672
15	40	WILKINSON	38.124	40	WILKINSON	54.268	48	WALLIS	27.869	15	40	WILKINSON	2:00.424	2:00.768	0.344
16	48	WALLIS	38.693	191	SEATH	54.379	187	TREVEIL	27.955	16	48	WALLIS	2:01.255	2:01.991	0.736
17	191	SEATH	39.099	333	STUBBERFIELD	54.652	40	WILKINSON	28.032	17	191	SEATH	2:01.759	2:01.852	0.093
18	333	STUBBERFIELD	39.245	48	WALLIS	54.693	911	GOFFORD	28.035	18	333	STUBBERFIELD	2:02.307	2:02.968	0.661
19	799	FROST	39.260	799	FROST	54.778	191	SEATH	28.281	19	799	FROST	2:02.433	2:02.653	0.220
20	911	GOFFORD	39.516	187	TREVEIL	54.919	139	MARLEY	28.306	20	187	TREVEIL	2:02.535	2:03.100	0.565
21	187	TREVEIL	39.661	911	GOFFORD	55.177	799	FROST	28.395	21	911	GOFFORD	2:02.728	2:03.356	0.628
22	624	FEDRICK	39.813	624	FEDRICK	55.390	333	STUBBERFIELD	28.410	22	624	FEDRICK	2:04.183	2:04.183	0.000
23	138	JARMIN	40.125	138	JARMIN	55.615	26	THOMPSON	28.728	23	94	SAINT	2:04.860	2:04.940	0.080
24	26	THOMPSON	40.205	94	SAINT	55.693	94	SAINT	28.928	24	26	THOMPSON	2:04.965	2:05.153	0.188
25	94	SAINT	40.239	50	ROBSON	55.735	624	FEDRICK	28.980	25	138	JARMIN	2:05.139	2:05.139	0.000
26	50	ROBSON	40.306	26	THOMPSON	56.032	83	RYAN	29.361	26	50	ROBSON	2:05.634	2:06.292	0.658
27	139	MARLEY	40.661	139	MARLEY	56.996	138	JARMIN	29.399	27	139	MARLEY	2:05.963	2:06.978	1.015
28	83	RYAN	41.058	83	RYAN	58.391	50	ROBSON	29.593	28	83	RYAN	2:08.810	2:08.810	0.000
29	158	LOGAN	42.071	158	LOGAN	59.406	158	LOGAN	30.232	29	158	LOGAN	2:11.709	2:13.110	1.401
30										30	12	BLOCH		1:49.895	
31															
32															

Weather / Track : Cloudy / Wet

Results can be found at www.tsl-timing.com

Brands Hatch GP

Circuit Length = 2.4332 miles

Start: 11:02 Flag 11:11 End: 11:13

Printed - 11:15 Sunday, 04 October 2020

BMCRC - MRO Championships 2020 - Rnd 4 @ Brands Hatch GP

BMCRC Thunderbike Sport

RACE 1 - STATISTICS

Competitors Started 30
Planned Start 2020-10-04 @ 10:20:00.000
Actual Start 2020-10-04 @ 11:02:07.479
Finish Time 2020-10-04 @ 11:11:37.998
Track Length 2.4332mi.
Total Laps 147
Total Distance Covered 357.6935mi.

Session Fastest Lap History

NO	CL	NAME	LAP TIME	TIME OF DAY	LAP	VEHICLE
82		Matt HINNELLS	1:54.614	11:06:04.021	2	Honda CBR600F
82		Matt HINNELLS	1:52.388	11:07:56.409	3	Honda CBR600F
82		Matt HINNELLS	1:51.319	11:09:47.728	4	Honda CBR600F
82		Matt HINNELLS	1:50.291	11:11:38.018	5	Honda CBR600F
12		Cedric BLOCH	1:49.895	11:11:41.179	5	Kawasaki ZX6R

Session Leader History

NO	CL	NAME	FROM LAP	LAPS LED	DISTANCE	VEHICLE
164		Robert SALTMER	1	1	2.43 miles	Kawasaki ZX6R
82		Matt HINNELLS	2	4	9.73 miles	Honda CBR600F

Flag History

TYPE	TIME OF DAY
GREEN	11:02:07.479
FINISH	11:11:37.998

Flag Statistics

TYPE	COUNT	TOTAL LAPS	TOTAL TIME
Green	1	5	11:27.198
Red	0	0	0.000
Safety Car	0	0	0.000
FCY	0	0	0.000

Weather / Track : Cloudy / Wet

BMCRC - MRO Championships 2020 - Rnd 4 @ Brands Hatch GP

BMCRC Thunderbike Sport

RACE 1 - STATISTICS

CLASS :

20 Starters

Fastest Lap History

NO	NAME	LAP TIME	TIME OF DAY	LAP	VEHICLE
82	Matt HINNELLS	1:54.614	11:06:04.021	2	Honda CBR600F
82	Matt HINNELLS	1:52.388	11:07:56.409	3	Honda CBR600F
82	Matt HINNELLS	1:51.319	11:09:47.728	4	Honda CBR600F
82	Matt HINNELLS	1:50.291	11:11:38.018	5	Honda CBR600F
12	Cedric BLOCH	1:49.895	11:11:41.179	5	Kawasaki ZX6R

Leader History

NO	NAME	FROM LAP	LAPS LED	DISTANCE	VEHICLE
164	Robert SALTMER	1	1	2.43 miles	Kawasaki ZX6R
82	Matt HINNELLS	2	4	9.73 miles	Honda CBR600F

BMCRC - MRO Championships 2020 - Rnd 4 @ Brands Hatch GP

BMCRC Thunderbike Sport

RACE 1 - STATISTICS

CLASS : R

10 Starters

Fastest Lap History

NO	NAME	LAP TIME	TIME OF DAY	LAP	VEHICLE
717	James SHEEHAN	1:55.024	11:06:05.020	2	Suzuki GLADIUS 650
717	James SHEEHAN	1:52.433	11:07:57.452	3	Suzuki GLADIUS 650
717	James SHEEHAN	1:52.368	11:09:49.822	4	Suzuki GLADIUS 650
717	James SHEEHAN	1:51.934	11:11:41.755	5	Suzuki GLADIUS 650

Leader History

NO	NAME	FROM LAP	LAPS LED	DISTANCE	VEHICLE
717	James SHEEHAN	1	5	12.16 miles	Suzuki GLADIUS 650

BMCRC - MRO Championships 2020 - Rnd 4 @ Brands Hatch GP



BMCRC Thunderbike Sport

RACE 12 - GRID (5 Laps)

ROW 14	42		41	115 Albert WILLSSHER	40	109 Chris CAYFORD		
ROW 13		39	171 Karie HENLY	38	49 Oli CHAYTOR	37	151 Andrew DURANT	
ROW 12	36	97 Alex MANN	35	19 Kevin LILLEY	34	86 Paul WITHERINGTON		
ROW 11		33	961 Jack SIM	32	37 Ricky WOODS	31	84 Ricardo BRANCO	
ROW 10		30	158 Ben LOGAN 2:13.110	29	83 Greg RYAN 2:08.810	28	139 Rob MARLEY 2:06.978	
ROW 9			27	50 Paul ROBSON 2:06.292	26	26 Lydia THOMPSON 2:05.153	25	138 Craig JARMIN 2:05.139
ROW 8		24	94 Steve SAINT 2:04.940	23	624 Matthew FEDRICK 2:04.183	22	911 Craig GOFFORD 2:03.356	
ROW 7			21	187 David TREVEIL 2:03.100	20	333 Mark STUBBERFIELD 2:02.968	19	799 Michael FROST 2:02.653
ROW 6		18	48 Shaun WALLIS 2:01.991	17	191 James SEATH 2:01.852	16	40 Simon WILKINSON 2:00.768	
ROW 5			15	243 Richard WILLSSHER 1:58.146	14	11 Darren O'LEARY 1:57.349	13	71 Colin CLUNE 1:56.933
ROW 4		12	351 Sam DIGBY-BAKER 1:56.665	11	23 Claire BECKETT 1:56.503	10	710 Craig HENSTOCK 1:55.560	
ROW 3			9	22 Matthew MAY 1:55.439	8	81 Malvern MAY 1:55.390	7	137 Charlie CRAWT 1:54.805
ROW 2		6	152 Elliot FRICKER 1:54.533	5	62 James KING 1:54.312	4	164 Robert SALTMER 1:53.983	
ROW 1			3	717 James SHEEHAN 1:51.934	2	82 Matt HINNELLS 1:50.291	1	12 Cedric BLOCH 1:49.895

Pole

Brands Hatch GP
Circuit Length = 2.4332 miles

These results are provisional until the conclusion of any judicial and technical matters.

Clerk Of Course :	Steward :	Timekeeper :
-------------------	-----------	--------------

Results can be found at www.tsl-timing.com

Printed - 11:17 Sunday, 04 October 2020



BMCRC - MRO Championships 2020 - Rnd 4 @ Brands Hatch GP



BMCRC Thunderbike Sport

RACE 12 - CLASSIFICATION

POS	NO	CL	PIC NAME	ENTRY	LAPS	TIME	GAP	DIFF	MPH	BEST	ON
1	12		1 Cedric BLOCH	Kawasaki ZX6R - Brigit's Group & SDC Performance	5	9:29.147			76.95	1:49.723	5
2	717	R	1 James SHEEHAN	Suzuki GLADIUS 650 - Sheehan Racing	5	9:32.345	3.198	3.198	76.52	1:51.340	4
3	137		2 Charlie CRAWT	Yamaha R6 - AM Advanced Engineering / Tea & Ca	5	9:39.821	10.674	7.476	75.53	1:52.644	5
4	62	R	2 James KING	Suzuki SV650 -	5	9:42.234	13.087	2.413	75.22	1:54.133	5
5	164		3 Robert SALTMER	Kawasaki ZX6R - Capital Concrete Ltd	5	9:42.326	13.179	0.092	75.21	1:54.184	5
6	351		4 Sam DIGBY-BAKER	Yamaha R6 -	5	9:43.360	14.213	1.034	75.08	1:53.182	5
7	152		5 Elliot FRICKER	Honda CBR600 - Ride in bike tyres	5	9:45.046	15.899	1.686	74.86	1:54.129	5
8	81		6 Malvern MAY	Honda CBR600RR -	5	9:47.201	18.054	2.155	74.58	1:54.719	4
9	710	R	3 Craig HENSTOCK	Suzuki SV650 -	5	9:50.403	21.256	3.202	74.18	1:54.589	5
10	71		7 Colin CLUNE	Suzuki SV650 -	5	9:52.563	23.416	2.160	73.91	1:55.817	5
11	23		8 Claire BECKETT	Suzuki SV650 - P Sheils & Sons	5	9:52.669	23.522	0.106	73.90	1:55.638	5
12	11	R	4 Darren O'LEARY	Suzuki SV650 - Pompey Motorcycle Racing	5	9:53.255	24.108	0.586	73.82	1:55.787	5
13	22		9 Matthew MAY	Honda CBR600FY - Mays Racing	5	10:18.192	49.045	24.937	70.85	2:00.958	3
14	97	R	5 Alex MANN	Suzuki SV650 - TT50 Cars, Prestige, Denham Hedley	5	10:22.632	53.485	4.440	70.34	1:59.430	5
15	799		10 Michael FROST	Suzuki SV650 -	5	10:24.228	55.081	1.596	70.16	2:01.975	5
16	40		11 Simon WILKINSON	Suzuki SV650 - S P Wilkinson Engineering Ltd	5	10:27.186	58.039	2.958	69.83	2:02.365	3
17	187		12 David TREVEIL	Yamaha YZF-R6 -	5	10:27.622	58.475	0.436	69.78	2:01.512	3
18	48		13 Shaun WALLIS	Yamaha R6 - MBC Despatch Racing	5	10:27.771	58.624	0.149	69.76	2:03.310	4
19	624		14 Matthew FEDRICK	Yamaha R6 - Matthew Fedrick farriers ltd/ Palmer R	5	10:36.780	1:07.633	9.009	68.78	2:03.551	3
20	191		15 James SEATH	Kawasaki ZX6-RR - Ovenden Earthmoving	5	10:47.604	1:18.457	10.824	67.63	2:04.327	5
21	26		16 Lydia THOMPSON	Yamaha YZF-R6 - Flintstone Racing - David Simons	5	10:49.162	1:20.015	1.558	67.47	2:06.740	5
22	138	R	6 Craig JARMIN	Suzuki SV650 -	5	10:57.448	1:28.301	8.286	66.62	2:07.608	5
23	139	R	7 Rob MARLEY	Honda CBR600F3 - PearTree Racing	5	11:04.088	1:34.941	6.640	65.95	2:05.527	5
24	84		17 Ricardo BRANCO	Yamaha R6 - IMP Racing	5	11:10.816	1:41.669	6.728	65.29	2:10.916	5
25	333	R	8 Mark STUBBERFIELD	Suzuki SV650 SUPERTWIN -	5	11:21.377	1:52.230	10.561	64.28	2:04.573	3
26	83	R	9 Greg RYAN	Suzuki SV650 - Greg Ryan Racing 83 , Hell perform	5	11:25.194	1:56.047	3.817	63.92	2:14.274	5

NOT CLASSIFIED

DNF	37		Ricky WOODS	Suzuki GSXR 600 - KTS Vehicle Repairs	2	4:39.415	3 Laps	3 Laps	62.70	2:15.895	2
DNF	94		Steve SAINT	Yamaha 600 HYBRID - me	0						
DNF	158	R	Ben LOGAN	Kawasaki ZX6R -	0						

FASTEST LAP

12			Cedric BLOCH	Kawasaki ZX6R - Brigit's Group & SDC Performance	5	1:49.723			79.83 mph	128.48 kph	
717	R		James SHEEHAN	Suzuki GLADIUS 650 - Sheehan Racing	4	1:51.340			78.67 mph	126.61 kph	

Class - 92.5% of Race Speed = 71.17 mph
 Class R - 92.5% of Race Speed = 70.78 mph

Brands Hatch GP
 Circuit Length = 2.4332 miles
 Start: 15:16 Flag 15:25 End: 15:27

Weather / Track : Rain / Wet

These results are provisional until the conclusion of any judicial and technical matters.

Clerk Of Course :	Steward :	Timekeeper :
-------------------	-----------	--------------

Results can be found at www.tsl-timing.com

Printed - 15:29 Sunday, 04 October 2020



BMCRC - MRO Championships 2020 - Rnd 4 @ Brands Hatch GP

BMCRC Thunderbike Sport

RACE 12 - LAP CHART

LAP 1 @ 15:18:23.064

NO	BEHIND	LAP TIME
717		2:00.078
62	0.707	2:00.785
12	1.082	2:01.160
164	1.669	2:01.747
137	2.958	2:03.036
351	3.974	2:04.052
81	4.707	2:04.785
23	5.067	2:05.145
152	5.280	2:05.358
71	6.249	2:06.327
11	6.497	2:06.575
710	6.896	2:06.974
22	10.220	2:10.298
48	10.916	2:10.994
799	12.071	2:12.149
40	13.409	2:13.487
187	15.148	2:15.226
624	16.504	2:16.582
97	17.230	2:17.308
191	19.761	2:19.839
84	20.696	2:20.774
26	20.974	2:21.052
333	21.469	2:21.547
138	21.590	2:21.668
37	23.442	2:23.520
139	24.407	2:24.485
83	26.110	2:26.188

LAP 2 @ 15:20:18.304

NO	BEHIND	LAP TIME
12		1:54.158
717	0.373	1:55.613
62	1.827	1:56.360
164	2.205	1:55.776
137	2.882	1:55.164
351	4.990	1:56.256
152	5.318	1:55.278
81	6.376	1:56.909
23	7.882	1:58.055
71	8.268	1:57.259
11	8.681	1:57.424
710	9.051	1:57.395
22	17.515	2:02.535
48	19.407	2:03.731
799	20.570	2:03.739
40	23.135	2:04.966
187	23.327	2:03.419
624	25.798	2:04.534
97	26.038	2:04.048
191	32.803	2:08.282
26	32.950	2:07.216
138	37.334	2:10.984
84	40.298	2:14.842
139	43.932	2:14.765
37	44.097	2:15.895
333	46.519	2:20.290
83	46.548	2:15.678

LAP 3 @ 15:22:10.961

NO	BEHIND	LAP TIME
12		1:52.657

717	1.057	1:53.341	81	18.054	1:55.245
62	3.817	1:54.647	710	21.256	1:54.589
164	5.148	1:55.600	71	23.416	1:55.817
137	5.330	1:55.105	23	23.522	1:55.638
351	7.761	1:55.428	11	24.108	1:55.787
152	8.052	1:55.391	22	49.045	2:02.506
81	9.262	1:55.543	97	53.485	1:59.430
71	12.221	1:56.610	799	55.081	2:01.975
23	12.514	1:57.289	40	58.039	2:03.608
710	12.620	1:56.226	187	58.475	2:05.265
11	13.146	1:57.122	48	58.624	2:05.872
22	25.816	2:00.958	624	1:07.633	2:06.845
48	30.614	2:03.864	191	1:18.457	2:04.327
799	30.821	2:02.908	26	1:20.015	2:06.740
187	32.182	2:01.512	138	1:28.301	2:07.608
40	32.843	2:02.365	139	1:34.941	2:05.527
97	33.818	2:00.437	84	1:41.669	2:10.916
624	36.692	2:03.551	333	1:52.230	2:18.483
26	47.672	2:07.379	83	1:56.047	2:14.274
191	49.560	2:09.414			
138	53.042	2:08.365			
333	58.435	2:04.573			
84	59.105	2:11.464			
139	1:00.919	2:09.644			
83	1:08.181	2:14.290			

LAP 4 @ 15:24:02.410

NO	BEHIND	LAP TIME
12		1:51.449
717	0.948	1:51.340
137	7.753	1:53.872
62	8.677	1:56.309
164	8.718	1:55.019
351	10.754	1:54.442
152	11.493	1:54.890
81	12.532	1:54.719
710	16.390	1:55.219
71	17.322	1:56.550
23	17.607	1:56.542
11	18.044	1:56.347
22	36.262	2:01.895
48	42.475	2:03.310
799	42.829	2:03.457
187	42.933	2:02.200
97	43.778	2:01.409
40	44.154	2:02.760
624	50.511	2:05.268
26	1:02.998	2:06.775
191	1:03.853	2:05.742
138	1:10.416	2:08.823
139	1:19.137	2:09.667
84	1:20.476	2:12.820
333	1:23.470	2:16.484
83	1:31.496	2:14.764

LAP 5 @ 15:25:52.133

NO	BEHIND	LAP TIME
12		1:49.723
717	3.198	1:51.973
137	10.674	1:52.644
62	13.087	1:54.133
164	13.179	1:54.184
351	14.213	1:53.182
152	15.899	1:54.129

Weather / Track : Rain / Wet

Results can be found at www.tsl-timing.com

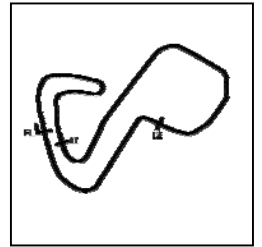
Brands Hatch GP
Circuit Length = 2.4332 miles
Start: 15:16 Flag 15:25 End: 15:27

Printed - 15:29 Sunday, 04 October 2020

BMCRC - MRO Championships 2020 - Rnd 4 @ Brands Hatch GP

BMCRC Thunderbike Sport

RACE 12 - SECTOR ANALYSIS



SECTOR 1 = FL to I1, SECTOR 2 = I1 to I2, SECTOR 3 = I2 to FL, DIFF = Difference To Personal Best Lap, P = Crossed Finish Line in Pit Lane, D = Time Disallowed

P1 12		Cedric BLOCH		Kawasaki ZX6R - Brigit's Group & SDC Performance			
IDEAL LAP TIME : 1:49.723		BEST LAP TIME : 1:49.723		DIFFERENCE : 0.000			
LAP	SECTOR 1	SECTOR 2	SECTOR 3	LAP TIME	MPH	DIFF	TIME OF DAY
1 -		51.300	26.640	2:01.160	72.29	11.437	15:18:24.146
2 -	36.471	51.148	26.539	1:54.158	76.73	4.435	15:20:18.304
3 -	36.475	50.181	26.001	1:52.657 (3)	77.75	2.934	15:22:10.961
4 -	35.665	49.849	25.935	1:51.449 (2)	78.59	1.726	15:24:02.410
5 -	35.167	49.040	25.516	1:49.723 (1)	79.83		15:25:52.133

P2 717 R		James SHEEHAN		Suzuki GLADIUS 650 - Sheehan Racing			
IDEAL LAP TIME : 1:51.176		BEST LAP TIME : 1:51.340		DIFFERENCE : 0.164			
LAP	SECTOR 1	SECTOR 2	SECTOR 3	LAP TIME	MPH	DIFF	TIME OF DAY
1 -		51.495	27.119	2:00.078	72.95	8.738	15:18:23.064
2 -	36.773	52.026	26.814	1:55.613	75.76	4.273	15:20:18.677
3 -	36.726	50.427	26.188	1:53.341 (3)	77.28	2.001	15:22:12.018
4 -	35.461	49.788	26.091	1:51.340 (1)	78.67		15:24:03.358
5 -	35.297	50.223	26.453	1:51.973 (2)	78.23	0.633	15:25:55.331

P3 137		Charlie CRAWT		Yamaha R6 - AM Advanced Engineering / Tea & Cake Time Ra			
IDEAL LAP TIME : 1:52.629		BEST LAP TIME : 1:52.644		DIFFERENCE : 0.015			
LAP	SECTOR 1	SECTOR 2	SECTOR 3	LAP TIME	MPH	DIFF	TIME OF DAY
1 -		51.767	27.094	2:03.036	71.19	10.392	15:18:26.022
2 -	37.510	51.052	26.602	1:55.164	76.06	2.520	15:20:21.186
3 -	37.337	51.003	26.765	1:55.105 (3)	76.10	2.461	15:22:16.291
4 -	36.591	50.422	26.859	1:53.872 (2)	76.92	1.228	15:24:10.163
5 -	35.852	50.175	26.617	1:52.644 (1)	77.76		15:26:02.807

P4 62 R		James KING		Suzuki SV650 -			
IDEAL LAP TIME : 1:54.133		BEST LAP TIME : 1:54.133		DIFFERENCE : 0.000			
LAP	SECTOR 1	SECTOR 2	SECTOR 3	LAP TIME	MPH	DIFF	TIME OF DAY
1 -		51.916	26.793	2:00.785	72.52	6.652	15:18:23.771
2 -	36.524	52.624	27.212	1:56.360	75.28	2.227	15:20:20.131
3 -	36.221	51.679	26.747	1:54.647 (2)	76.40	0.514	15:22:14.778
4 -	36.154	52.358	27.797	1:56.309 (3)	75.31	2.176	15:24:11.087
5 -	35.854	51.634	26.645	1:54.133 (1)	76.75		15:26:05.220

P5 164		Robert SALTNER		Kawasaki ZX6R - Capital Concrete Ltd			
IDEAL LAP TIME : 1:53.743		BEST LAP TIME : 1:54.184		DIFFERENCE : 0.441			
LAP	SECTOR 1	SECTOR 2	SECTOR 3	LAP TIME	MPH	DIFF	TIME OF DAY
1 -		51.979	26.367	2:01.747	71.95	7.563	15:18:24.733
2 -	37.422	52.092	26.262	1:55.776	75.66	1.592	15:20:20.509
3 -	37.298	51.722	26.580	1:55.600 (3)	75.77	1.416	15:22:16.109
4 -	37.497	51.137	26.385	1:55.019 (2)	76.15	0.835	15:24:11.128
5 -	36.750	51.578	25.856	1:54.184 (1)	76.71		15:26:05.312

P6 351		Sam DIGBY-BAKER		Yamaha R6 -			
IDEAL LAP TIME : 1:53.182		BEST LAP TIME : 1:53.182		DIFFERENCE : 0.000			
LAP	SECTOR 1	SECTOR 2	SECTOR 3	LAP TIME	MPH	DIFF	TIME OF DAY
1 -		52.881	27.377	2:04.052	70.61	10.870	15:18:27.038
2 -	37.474	51.545	27.237	1:56.256	75.34	3.074	15:20:23.294
3 -	37.267	51.196	26.965	1:55.428 (3)	75.89	2.246	15:22:18.722
4 -	36.351	51.288	26.803	1:54.442 (2)	76.54	1.260	15:24:13.164
5 -	36.342	50.492	26.348	1:53.182 (1)	77.39		15:26:06.346

Weather / Track : Rain / Wet

Brands Hatch GP

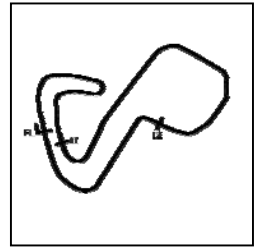
Circuit Length = 2.4332 miles

Start: 15:16 Flag 15:25 End: 15:27

BMCRC - MRO Championships 2020 - Rnd 4 @ Brands Hatch GP

BMCRC Thunderbike Sport

RACE 12 - SECTOR ANALYSIS



SECTOR 1 = FL to I1, SECTOR 2 = I1 to I2, SECTOR 3 = I2 to FL, DIFF = Difference To Personal Best Lap, P = Crossed Finish Line in Pit Lane, D = Time Disallowed

P7 152		Elliot FRICKER		Honda CBR600 - Ride in bike tyres			
IDEAL LAP TIME : 1:54.002		BEST LAP TIME : 1:54.129		DIFFERENCE : 0.127			
LAP	SECTOR 1	SECTOR 2	SECTOR 3	LAP TIME	MPH	DIFF	TIME OF DAY
1 -		53.208	27.046	2:05.358	69.87	11.229	15:18:28.344
2 -	36.690	51.832	26.756	1:55.278 (3)	75.98	1.149	15:20:23.622
3 -	36.685	51.953	26.753	1:55.391	75.91	1.262	15:22:19.013
4 -	36.917	51.404	26.569	1:54.890 (2)	76.24	0.761	15:24:13.903
5 -	36.782	50.748	26.599	1:54.129 (1)	76.75		15:26:08.032

P8 81		Malvern MAY		Honda CBR600RR -			
IDEAL LAP TIME : 1:54.607		BEST LAP TIME : 1:54.719		DIFFERENCE : 0.112			
LAP	SECTOR 1	SECTOR 2	SECTOR 3	LAP TIME	MPH	DIFF	TIME OF DAY
1 -		53.014	27.688	2:04.785	70.19	10.066	15:18:27.771
2 -	37.542	52.146	27.221	1:56.909	74.92	2.190	15:20:24.680
3 -	36.661	51.669	27.213	1:55.543 (3)	75.81	0.824	15:22:20.223
4 -	36.369	51.025	27.325	1:54.719 (1)	76.35		15:24:14.942
5 -	36.525	51.402	27.318	1:55.245 (2)	76.01	0.526	15:26:10.187

P9 710 R		Craig HENSTOCK		Suzuki SV650 -			
IDEAL LAP TIME : 1:54.539		BEST LAP TIME : 1:54.589		DIFFERENCE : 0.050			
LAP	SECTOR 1	SECTOR 2	SECTOR 3	LAP TIME	MPH	DIFF	TIME OF DAY
1 -		53.642	27.375	2:06.974	68.98	12.385	15:18:29.960
2 -	37.431	52.927	27.037	1:57.395	74.61	2.806	15:20:27.355
3 -	37.241	52.101	26.884	1:56.226 (3)	75.36	1.637	15:22:23.581
4 -	36.450	51.738	27.031	1:55.219 (2)	76.02	0.630	15:24:18.800
5 -	36.036	51.619	26.934	1:54.589 (1)	76.44		15:26:13.389

P10 71		Colin CLUNE		Suzuki SV650 -			
IDEAL LAP TIME : 1:55.798		BEST LAP TIME : 1:55.817		DIFFERENCE : 0.019			
LAP	SECTOR 1	SECTOR 2	SECTOR 3	LAP TIME	MPH	DIFF	TIME OF DAY
1 -		53.742	27.603	2:06.327	69.34	10.510	15:18:29.313
2 -	37.555	52.293	27.411	1:57.259	74.70	1.442	15:20:26.572
3 -	37.634	51.848	27.128	1:56.610 (3)	75.12	0.793	15:22:23.182
4 -	37.274	52.077	27.199	1:56.550 (2)	75.15	0.733	15:24:19.732
5 -	36.955	51.715	27.147	1:55.817 (1)	75.63		15:26:15.549

P11 23		Claire BECKETT		Suzuki SV650 - P Sheils & Sons			
IDEAL LAP TIME : 1:55.621		BEST LAP TIME : 1:55.638		DIFFERENCE : 0.017			
LAP	SECTOR 1	SECTOR 2	SECTOR 3	LAP TIME	MPH	DIFF	TIME OF DAY
1 -		52.869	27.664	2:05.145	69.99	9.507	15:18:28.131
2 -	38.394	52.263	27.398	1:58.055	74.20	2.417	15:20:26.186
3 -	37.546	52.422	27.321	1:57.289 (3)	74.68	1.651	15:22:23.475
4 -	37.533	52.123	26.886	1:56.542 (2)	75.16	0.904	15:24:20.017
5 -	37.170	51.565	26.903	1:55.638 (1)	75.75		15:26:15.655

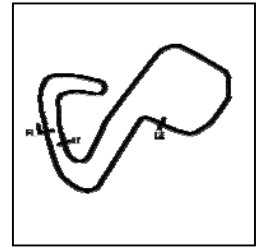
P12 11 R		Darren O'LEARY		Suzuki SV650 - Pompey Motorcycle Racing			
IDEAL LAP TIME : 1:55.710		BEST LAP TIME : 1:55.787		DIFFERENCE : 0.077			
LAP	SECTOR 1	SECTOR 2	SECTOR 3	LAP TIME	MPH	DIFF	TIME OF DAY
1 -		53.807	27.459	2:06.575	69.20	10.788	15:18:29.561
2 -	37.596	52.827	27.001	1:57.424	74.60	1.637	15:20:26.985
3 -	37.890	52.274	26.958	1:57.122 (3)	74.79	1.335	15:22:24.107
4 -	37.224	52.107	27.016	1:56.347 (2)	75.29	0.560	15:24:20.454
5 -	37.170	51.582	27.035	1:55.787 (1)	75.65		15:26:16.241

Weather / Track : Rain / Wet

BMCRC - MRO Championships 2020 - Rnd 4 @ Brands Hatch GP

BMCRC Thunderbike Sport

RACE 12 - SECTOR ANALYSIS



SECTOR 1 = FL to I1, SECTOR 2 = I1 to I2, SECTOR 3 = I2 to FL, DIFF = Difference To Personal Best Lap, P = Crossed Finish Line in Pit Lane, D = Time Disallowed

P13 22		Matthew MAY		Honda CBR600FY - Mays Racing			
IDEAL LAP TIME : 2:00.796		BEST LAP TIME : 2:00.958		DIFFERENCE : 0.162			
LAP	SECTOR 1	SECTOR 2	SECTOR 3	LAP TIME	MPH	DIFF	TIME OF DAY
1 -		55.306	28.834	2:10.298	67.22	9.340	15:18:33.284
2 -	40.222	54.527	27.786	2:02.535	71.48	1.577	15:20:35.819
3 -	39.041	54.079	27.838	2:00.958 (1)	72.42		15:22:36.777
4 -	39.241	53.969	28.685	2:01.895 (2)	71.86	0.937	15:24:38.672
5 -	39.444	55.035	28.027	2:02.506 (3)	71.50	1.548	15:26:41.178

P14 97 R		Alex MANN		Suzuki SV650 - TT50 Cars,Prestige,Denham Hedley Commerci			
IDEAL LAP TIME : 1:58.798		BEST LAP TIME : 1:59.430		DIFFERENCE : 0.632			
LAP	SECTOR 1	SECTOR 2	SECTOR 3	LAP TIME	MPH	DIFF	TIME OF DAY
1 -		57.323	29.042	2:17.308	63.79	17.878	15:18:40.294
2 -	38.673	56.436	28.939	2:04.048	70.61	4.618	15:20:44.342
3 -	39.014	53.377	28.046	2:00.437 (2)	72.73	1.007	15:22:44.779
4 -	37.922	55.515	27.972	2:01.409 (3)	72.15	1.979	15:24:46.188
5 -	38.288	52.904	28.238	1:59.430 (1)	73.34		15:26:45.618

P15 799		Michael FROST		Suzuki SV650 -			
IDEAL LAP TIME : 2:01.876		BEST LAP TIME : 2:01.975		DIFFERENCE : 0.099			
LAP	SECTOR 1	SECTOR 2	SECTOR 3	LAP TIME	MPH	DIFF	TIME OF DAY
1 -		56.394	28.575	2:12.149	66.28	10.174	15:18:35.135
2 -	39.327	55.921	28.491	2:03.739	70.79	1.764	15:20:38.874
3 -	39.352	55.127	28.429	2:02.908 (2)	71.27	0.933	15:22:41.782
4 -	39.852	55.030	28.575	2:03.457 (3)	70.95	1.482	15:24:45.239
5 -	38.882	54.565	28.528	2:01.975 (1)	71.81		15:26:47.214

P16 40		Simon WILKINSON		Suzuki SV650 - S P Wilkinson Engineering Ltd			
IDEAL LAP TIME : 2:02.017		BEST LAP TIME : 2:02.365		DIFFERENCE : 0.348			
LAP	SECTOR 1	SECTOR 2	SECTOR 3	LAP TIME	MPH	DIFF	TIME OF DAY
1 -		56.908	29.028	2:13.487	65.62	11.122	15:18:36.473
2 -	39.633	56.221	29.112	2:04.966	70.09	2.601	15:20:41.439
3 -	38.688	55.104	28.573	2:02.365 (1)	71.58		15:22:43.804
4 -	38.658	55.833	28.269	2:02.760 (2)	71.35	0.395	15:24:46.564
5 -	38.644	55.928	29.036	2:03.608 (3)	70.86	1.243	15:26:50.172

P17 187		David TREVEIL		Yamaha YZF-R6 -			
IDEAL LAP TIME : 2:01.512		BEST LAP TIME : 2:01.512		DIFFERENCE : 0.000			
LAP	SECTOR 1	SECTOR 2	SECTOR 3	LAP TIME	MPH	DIFF	TIME OF DAY
1 -		57.962	28.235	2:15.226	64.77	13.714	15:18:38.212
2 -	39.221	55.523	28.675	2:03.419 (3)	70.97	1.907	15:20:41.631
3 -	38.818	55.076	27.618	2:01.512 (1)	72.09		15:22:43.143
4 -	38.911	55.214	28.075	2:02.200 (2)	71.68	0.688	15:24:45.343
5 -	39.874	56.219	29.172	2:05.265	69.93	3.753	15:26:50.608

P18 48		Shaun WALLIS		Yamaha R6 - MBC Despatch Racing			
IDEAL LAP TIME : 2:02.241		BEST LAP TIME : 2:03.310		DIFFERENCE : 1.069			
LAP	SECTOR 1	SECTOR 2	SECTOR 3	LAP TIME	MPH	DIFF	TIME OF DAY
1 -		56.270	28.152	2:10.994	66.87	7.684	15:18:33.980
2 -	39.440	56.247	28.044	2:03.731 (2)	70.79	0.421	15:20:37.711
3 -	38.922	56.076	28.866	2:03.864 (3)	70.72	0.554	15:22:41.575
4 -	39.633	55.275	28.402	2:03.310 (1)	71.03		15:24:44.885
5 -	39.903	56.413	29.556	2:05.872	69.59	2.562	15:26:50.757

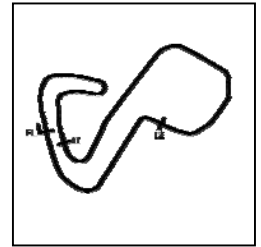
Weather / Track : Rain / Wet

Brands Hatch GP
Circuit Length = 2.4332 miles
Start: 15:16 Flag 15:25 End: 15:27

BMCRC - MRO Championships 2020 - Rnd 4 @ Brands Hatch GP

BMCRC Thunderbike Sport

RACE 12 - SECTOR ANALYSIS



SECTOR 1 = FL to I1, SECTOR 2 = I1 to I2, SECTOR 3 = I2 to FL, DIFF = Difference To Personal Best Lap, P = Crossed Finish Line in Pit Lane, D = Time Disallowed

P19 624		Matthew FEDRICK		Yamaha R6 - Matthew Fedrick farriers ltd/ Palmer Race Skool			
IDEAL LAP TIME : 2:03.445		BEST LAP TIME : 2:03.551		DIFFERENCE : 0.106			
LAP	SECTOR 1	SECTOR 2	SECTOR 3	LAP TIME	MPH	DIFF	TIME OF DAY
1 -		57.146	29.194	2:16.582	64.13	13.031	15:18:39.568
2 -	40.349	55.024	29.161	2:04.534 (2)	70.34	0.983	15:20:44.102
3 -	39.871	54.413	29.267	2:03.551 (1)	70.90		15:22:47.653
4 -	40.243	55.549	29.476	2:05.268 (3)	69.92	1.717	15:24:52.921
5 -	40.663	56.091	30.091	2:06.845	69.05	3.294	15:26:59.766

P20 191		James SEATH		Kawasaki ZX6-RR - Ovenden Earthmoving			
IDEAL LAP TIME : 2:04.327		BEST LAP TIME : 2:04.327		DIFFERENCE : 0.000			
LAP	SECTOR 1	SECTOR 2	SECTOR 3	LAP TIME	MPH	DIFF	TIME OF DAY
1 -		1:00.038	30.023	2:19.839	62.64	15.512	15:18:42.825
2 -	41.016	57.638	29.628	2:08.282 (3)	68.28	3.955	15:20:51.107
3 -	42.248	57.695	29.471	2:09.414	67.68	5.087	15:23:00.521
4 -	40.851	56.044	28.847	2:05.742 (2)	69.66	1.415	15:25:06.263
5 -	40.832	54.939	28.556	2:04.327 (1)	70.45		15:27:10.590

P21 26		Lydia THOMPSON		Yamaha YZF-R6 - Flintstone Racing - David Simons Tuning			
IDEAL LAP TIME : 2:06.318		BEST LAP TIME : 2:06.740		DIFFERENCE : 0.422			
LAP	SECTOR 1	SECTOR 2	SECTOR 3	LAP TIME	MPH	DIFF	TIME OF DAY
1 -		58.804	30.456	2:21.052	62.10	14.312	15:18:44.038
2 -	42.094	56.022	29.100	2:07.216 (3)	68.85	0.476	15:20:51.254
3 -	41.498	56.380	29.501	2:07.379	68.76	0.639	15:22:58.633
4 -	41.288	56.315	29.172	2:06.775 (2)	69.09	0.035	15:25:05.408
5 -	41.710	55.987	29.043	2:06.740 (1)	69.11		15:27:12.148

P22 138 R		Craig JARMIN		Suzuki SV650 -			
IDEAL LAP TIME : 2:07.527		BEST LAP TIME : 2:07.608		DIFFERENCE : 0.081			
LAP	SECTOR 1	SECTOR 2	SECTOR 3	LAP TIME	MPH	DIFF	TIME OF DAY
1 -		59.422	30.683	2:21.668	61.83	14.060	15:18:44.654
2 -	42.796	57.868	30.320	2:10.984	66.87	3.376	15:20:55.638
3 -	40.882	57.775	29.708	2:08.365 (2)	68.24	0.757	15:23:04.003
4 -	41.497	57.314	30.012	2:08.823 (3)	67.99	1.215	15:25:12.826
5 -	40.963	57.147	29.498	2:07.608 (1)	68.64		15:27:20.434

P23 139 R		Rob MARLEY		Honda CBR600F3 - PearTree Racing			
IDEAL LAP TIME : 2:05.410		BEST LAP TIME : 2:05.527		DIFFERENCE : 0.117			
LAP	SECTOR 1	SECTOR 2	SECTOR 3	LAP TIME	MPH	DIFF	TIME OF DAY
1 -		1:01.048	30.283	2:24.485	60.62	18.958	15:18:47.471
2 -	43.227	1:00.814	30.724	2:14.765	65.00	9.238	15:21:02.236
3 -	41.485	58.532	29.627	2:09.644 (2)	67.56	4.117	15:23:11.880
4 -	41.867	59.504	28.296	2:09.667 (3)	67.55	4.140	15:25:21.547
5 -	40.818	56.296	28.413	2:05.527 (1)	69.78		15:27:27.074

P24 84		Ricardo BRANCO		Yamaha R6 - IMP Racing			
IDEAL LAP TIME : 2:10.916		BEST LAP TIME : 2:10.916		DIFFERENCE : 0.000			
LAP	SECTOR 1	SECTOR 2	SECTOR 3	LAP TIME	MPH	DIFF	TIME OF DAY
1 -		59.281	30.358	2:20.774	62.22	9.858	15:18:43.760
2 -	44.916	59.683	30.243	2:14.842	64.96	3.926	15:20:58.602
3 -	42.800	58.571	30.093	2:11.464 (2)	66.63	0.548	15:23:10.066
4 -	43.147	59.637	30.036	2:12.820 (3)	65.95	1.904	15:25:22.886
5 -	42.737	58.415	29.764	2:10.916 (1)	66.91		15:27:33.802

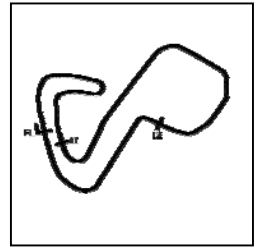
Weather / Track : Rain / Wet

Brands Hatch GP
Circuit Length = 2.4332 miles
Start: 15:16 Flag 15:25 End: 15:27

BMCRC - MRO Championships 2020 - Rnd 4 @ Brands Hatch GP

BMCRC Thunderbike Sport

RACE 12 - SECTOR ANALYSIS



SECTOR 1 = FL to I1, SECTOR 2 = I1 to I2, SECTOR 3 = I2 to FL, DIFF = Difference To Personal Best Lap, P = Crossed Finish Line in Pit Lane, D = Time Disallowed

P25 333 R		Mark STUBBERFIELD		Suzuki SV650 SUPERTWIN -			
IDEAL LAP TIME : 2:04.272		BEST LAP TIME : 2:04.573		DIFFERENCE : 0.301			
LAP	SECTOR 1	SECTOR 2	SECTOR 3	LAP TIME	MPH	DIFF	TIME OF DAY
1 -		59.302	30.045	2:21.547	61.88	16.974	15:18:44.533
2 -	54.634	56.990	28.666	2:20.290	62.44	15.717	15:21:04.823
3 -	39.443	56.238	28.892	2:04.573 (1)	70.31		15:23:09.396
4 -	51.516	56.377	28.591	2:16.484 (2)	64.18	11.911	15:25:25.880
5 -	51.369	57.398	29.716	2:18.483 (3)	63.25	13.910	15:27:44.363

P26 83 R		Greg RYAN		Suzuki SV650 - Greg Ryan Racing 83 , Hell performance			
IDEAL LAP TIME : 2:13.823		BEST LAP TIME : 2:14.274		DIFFERENCE : 0.451			
LAP	SECTOR 1	SECTOR 2	SECTOR 3	LAP TIME	MPH	DIFF	TIME OF DAY
1 -		1:01.403	31.151	2:26.188	59.92	11.914	15:18:49.174
2 -	43.619	1:00.679	31.380	2:15.678	64.56	1.404	15:21:04.852
3 -	43.240	1:00.514	30.536	2:14.290 (2)	65.23	0.016	15:23:19.142
4 -	42.773	1:01.103	30.888	2:14.764 (3)	65.00	0.490	15:25:33.906
5 -	42.864	1:00.575	30.835	2:14.274 (1)	65.23		15:27:48.180

P27 37		Ricky WOODS		Suzuki GSXR 600 - KTS Vehicle Repairs			
IDEAL LAP TIME : 2:14.733		BEST LAP TIME : 2:15.895		DIFFERENCE : 1.162			
LAP	SECTOR 1	SECTOR 2	SECTOR 3	LAP TIME	MPH	DIFF	TIME OF DAY
1 -		1:00.805	30.620	2:23.520	61.03	7.625	15:18:46.506
2 -	43.308	1:00.949	31.638	2:15.895 (1)	64.46		15:21:02.401

BMCRC - MRO Championships 2020 - Rnd 4 @ Brands Hatch GP

BMCRC Thunderbike Sport

RACE 12 - BEST SECTORS

SECTOR 1			SECTOR 2			SECTOR 3			IDEAL / BEST COMPARISON						
POS	NO	NAME	TIME	NO	NAME	TIME	NO	NAME	TIME	POS	NO	NAME	IDEAL	BEST	DIFF
													PERFECT LAP	1:49.723	
1	12	BLOCH	35.167	12	BLOCH	49.040	12	BLOCH	25.516	1	12	BLOCH	1:49.723	1:49.723	0.000
2	717	SHEEHAN	35.297	717	SHEEHAN	49.788	164	SALTMER	25.856	2	717	SHEEHAN	1:51.176	1:51.340	0.164
3	137	CRAWT	35.852	137	CRAWT	50.175	717	SHEEHAN	26.091	3	137	CRAWT	1:52.629	1:52.644	0.015
4	62	KING	35.854	351	DIGBY-BAKER	50.492	351	DIGBY-BAKER	26.348	4	351	DIGBY-BAKER	1:53.182	1:53.182	0.000
5	710	HENSTOCK	36.036	152	FRICKER	50.748	152	FRICKER	26.569	5	164	SALTMER	1:53.743	1:54.184	0.441
6	351	DIGBY-BAKER	36.342	81	MAY	51.025	137	CRAWT	26.602	6	152	FRICKER	1:54.002	1:54.129	0.127
7	81	MAY	36.369	164	SALTMER	51.137	62	KING	26.645	7	62	KING	1:54.133	1:54.133	0.000
8	152	FRICKER	36.685	23	BECKETT	51.565	710	HENSTOCK	26.884	8	710	HENSTOCK	1:54.539	1:54.589	0.050
9	164	SALTMER	36.750	11	O'LEARY	51.582	23	BECKETT	26.886	9	81	MAY	1:54.607	1:54.719	0.112
10	71	CLUNE	36.955	710	HENSTOCK	51.619	11	O'LEARY	26.958	10	23	BECKETT	1:55.621	1:55.638	0.017
11	23	BECKETT	37.170	62	KING	51.634	71	CLUNE	27.128	11	11	O'LEARY	1:55.710	1:55.787	0.077
12	11	O'LEARY	37.170	71	CLUNE	51.715	81	MAY	27.213	12	71	CLUNE	1:55.798	1:55.817	0.019
13	97	MANN	37.922	97	MANN	52.904	187	TREVEIL	27.618	13	97	MANN	1:58.798	1:59.430	0.632
14	40	WILKINSON	38.644	22	MAY	53.969	22	MAY	27.786	14	22	MAY	2:00.796	2:00.958	0.162
15	187	TREVEIL	38.818	624	FEDRICK	54.413	97	MANN	27.972	15	187	TREVEIL	2:01.512	2:01.512	0.000
16	799	FROST	38.882	799	FROST	54.565	48	WALLIS	28.044	16	799	FROST	2:01.876	2:01.975	0.099
17	48	WALLIS	38.922	191	SEATH	54.939	40	WILKINSON	28.269	17	40	WILKINSON	2:02.017	2:02.365	0.348
18	22	MAY	39.041	187	TREVEIL	55.076	139	MARLEY	28.296	18	48	WALLIS	2:02.241	2:03.310	1.069
19	333	STUBBERFIELD	39.443	40	WILKINSON	55.104	799	FROST	28.429	19	624	FEDRICK	2:03.445	2:03.551	0.106
20	624	FEDRICK	39.871	48	WALLIS	55.275	191	SEATH	28.556	20	333	STUBBERFIELD	2:04.272	2:04.573	0.301
21	139	MARLEY	40.818	26	THOMPSON	55.987	333	STUBBERFIELD	28.591	21	191	SEATH	2:04.327	2:04.327	0.000
22	191	SEATH	40.832	333	STUBBERFIELD	56.238	26	THOMPSON	29.043	22	139	MARLEY	2:05.410	2:05.527	0.117
23	138	JARMIN	40.882	139	MARLEY	56.296	624	FEDRICK	29.161	23	26	THOMPSON	2:06.318	2:06.740	0.422
24	26	THOMPSON	41.288	138	JARMIN	57.147	138	JARMIN	29.498	24	138	JARMIN	2:07.527	2:07.608	0.081
25	84	BRANCO	42.737	84	BRANCO	58.415	84	BRANCO	29.764	25	84	BRANCO	2:10.916	2:10.916	0.000
26	83	RYAN	42.773	83	RYAN	1:00.514	83	RYAN	30.536	26	83	RYAN	2:13.823	2:14.274	0.451
27	37	WOODS	43.308	37	WOODS	1:00.805	37	WOODS	30.620	27	37	WOODS	2:14.733	2:15.895	1.162
28															
29															

Weather / Track : Rain / Wet

Results can be found at www.tsl-timing.com

Brands Hatch GP

Circuit Length = 2.4332 miles

Start: 15:16 Flag 15:25 End: 15:27

Printed - 15:30 Sunday, 04 October 2020

BMCRC - MRO Championships 2020 - Rnd 4 @ Brands Hatch GP

BMCRC Thunderbike Sport

RACE 12 - STATISTICS

Competitors Started 28
Planned Start 2020-10-04 @ 14:40:00.000
Actual Start 2020-10-04 @ 15:16:22.985
Finish Time 2020-10-04 @ 15:25:52.132
Track Length 2.4332mi.
Total Laps 132
Total Distance Covered 321.1942mi.

Session Fastest Lap History

NO	CL	NAME	LAP TIME	TIME OF DAY	LAP	VEHICLE
12		Cedric BLOCH	1:54.158	15:20:18.326	2	Kawasaki ZX6R
12		Cedric BLOCH	1:52.657	15:22:10.984	3	Kawasaki ZX6R
12		Cedric BLOCH	1:51.449	15:24:02.434	4	Kawasaki ZX6R
717	R	James SHEEHAN	1:51.340	15:24:03.379	4	Suzuki GLADIUS 650
12		Cedric BLOCH	1:49.723	15:25:52.156	5	Kawasaki ZX6R

Session Leader History

NO	CL	NAME	FROM LAP	LAPS LED	DISTANCE	VEHICLE
717	R	James SHEEHAN	1	1	2.43 miles	Suzuki GLADIUS 650
12		Cedric BLOCH	2	4	9.73 miles	Kawasaki ZX6R

Flag History

TYPE	TIME OF DAY
GREEN	15:16:22.985
FINISH	15:25:52.132

Flag Statistics

TYPE	COUNT	TOTAL LAPS	TOTAL TIME
Green	1	5	11:29.807
Red	0	0	0.000
Safety Car	0	0	0.000
FCY	0	0	0.000

Weather / Track : Rain / Wet

BMCRC - MRO Championships 2020 - Rnd 4 @ Brands Hatch GP

BMCRC Thunderbike Sport

RACE 12 - STATISTICS

CLASS :

18 Starters

Fastest Lap History

NO	NAME	LAP TIME	TIME OF DAY	LAP	VEHICLE
12	Cedric BLOCH	1:54.158	15:20:18.326	2	Kawasaki ZX6R
12	Cedric BLOCH	1:52.657	15:22:10.984	3	Kawasaki ZX6R
12	Cedric BLOCH	1:51.449	15:24:02.434	4	Kawasaki ZX6R
12	Cedric BLOCH	1:49.723	15:25:52.156	5	Kawasaki ZX6R

Leader History

NO	NAME	FROM LAP	LAPS LED	DISTANCE	VEHICLE
12	Cedric BLOCH	1	5	12.16 miles	Kawasaki ZX6R

BMCRC - MRO Championships 2020 - Rnd 4 @ Brands Hatch GP

BMCRC Thunderbike Sport

RACE 12 - STATISTICS

CLASS : R

10 Starters

Fastest Lap History

NO	NAME	LAP TIME	TIME OF DAY	LAP	VEHICLE
717	James SHEEHAN	1:55.613	15:20:18.697	2	Suzuki GLADIUS 650
717	James SHEEHAN	1:53.341	15:22:12.039	3	Suzuki GLADIUS 650
717	James SHEEHAN	1:51.340	15:24:03.379	4	Suzuki GLADIUS 650

Leader History

NO	NAME	FROM LAP	LAPS LED	DISTANCE	VEHICLE
717	James SHEEHAN	1	5	12.16 miles	Suzuki GLADIUS 650

BMCRC-MRO Championships 2020



DFDS YAMAHA PAST MASTERS

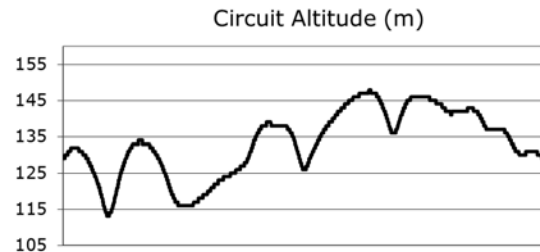
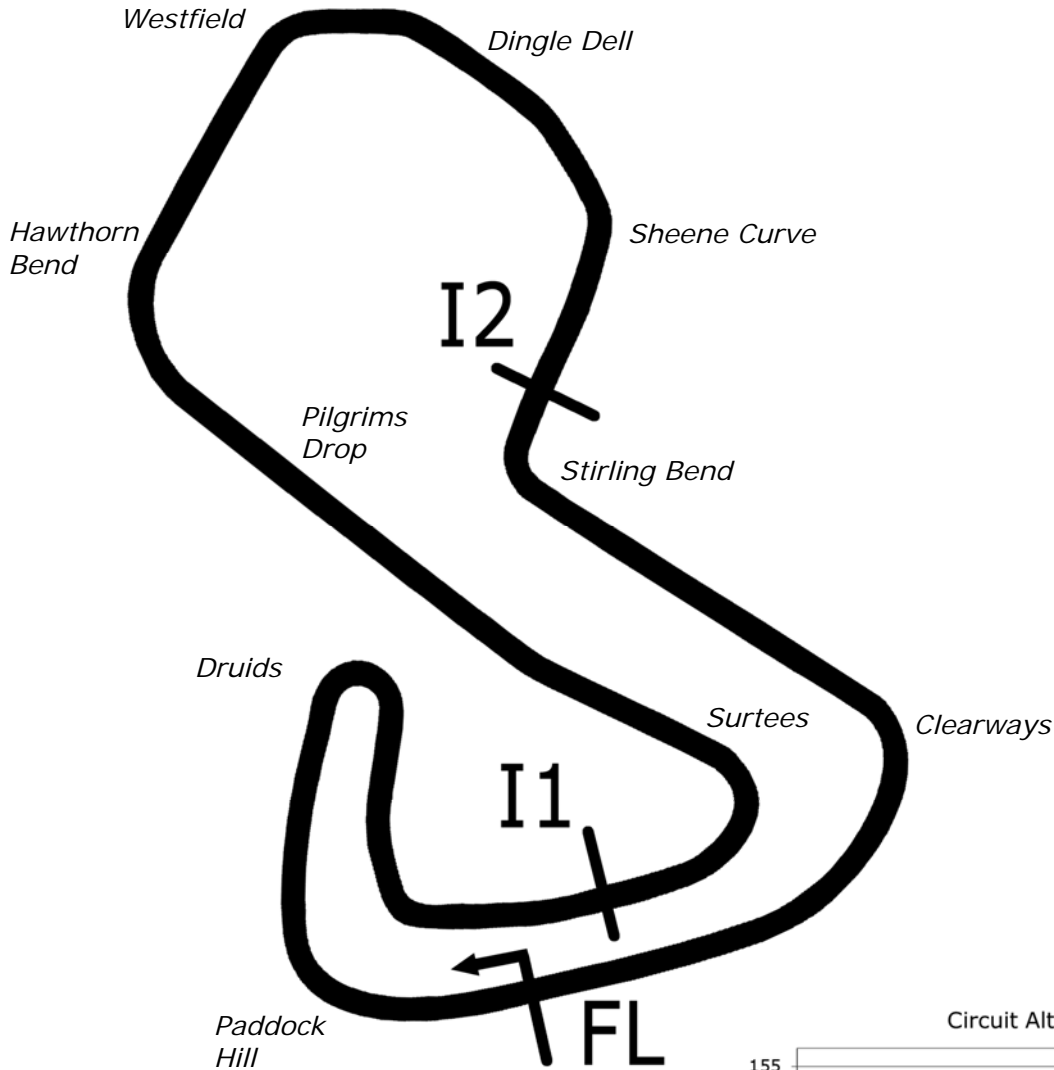
Brands Hatch GP Circuit

3rd / 4th October 2020



Results Provided by Timing Solutions Ltd
www.tsl-timing.com

Brands Hatch GP



Length	2.4332 miles	3916.0 m	
FL		51.36032 N	0.26032 E
I1	1116m	51.35934 N	0.25955 E
I2	2928m	51.35532 N	0.26250 E
Pit Entry	3646m	51.35911 N	0.25743 E
Pit Exit	26m after FL	51.36027 N	0.26078 E
Pit Entry-Pit Exit 277m, 16.6s @60kph, 12.4s @80kph			

All results available at www.tsl-timing.com

BMCRC - MRO Championships 2020 - Rnd 4 @ Brands Hatch GP

Yamaha Past Masters & BMZRC 250MZ

QUALIFYING - CLASSIFICATION

POS	NO	CL	PIC NAME	ENTRY	TIME	ON	LAPS	GAP	DIFF	MPH
1	13		1 Jamie KELMAN	Yamaha TZR250 -	1:55.852	6	6			75.61
2	24		2 Scott CARSON	Yamaha TZR250 - Brian Grays Powerbiking,All England I	1:57.763	5	6	1.911	1.911	74.38
3	96*		3 Anthony JOHNSON	Yamaha TZR 250 - Technical lifting service's	1:58.287	5	6	2.435	0.524	74.05
4	11		4 Andrew BOWN	Yamaha TZR250 -	2:01.288	2	5	5.436	3.001	72.22
5	19		5 Peter BRANTON	Yamaha TZR250 - Exactweld Racing	2:02.475	4	5	6.623	1.187	71.52
6	15		6 Billy PERKINS	Yamaha TZR250 - T.w fuggle & son / Windsor food mach	2:03.008	2	2	7.156	0.533	71.21
7	4		7 Denis HALIL	Yamaha TZR250 - D & A AUTOS	2:03.674	5	5	7.822	0.666	70.83
8	3		8 Alan COOPER	Yamaha TZR250 - twistgrip motorcycles	2:04.003	5	5	8.151	0.329	70.64
9	0		9 Paul TOLAND	Yamaha TZR250 - Kippers keys	2:04.972	2	4	9.120	0.969	70.09
10	74		10 Paul WHITBY	Yamaha TZR250 - Greybridge Ltd	2:05.121	2	5	9.269	0.149	70.01
11	57		11 Geoff MOOK	Yamaha TZR250 -	2:05.326	5	5	9.474	0.205	69.89
12	92		12 Derek CRIPPS	Yamaha TZR250 - Kelly Cripps	2:05.390	5	5	9.538	0.064	69.86
13	70		13 Andrew BURSCOUGH	Yamaha YPVS 350 - Apollo/Merlin/Abbey/Maritanium	2:05.425	2	5	9.573	0.035	69.84
14	9		1 Gary HOWLETT	MZ TS250 - HS Racing	2:06.664	4	5	10.812	1.239	69.15
15	26	R	1 Damian LEE	Yamaha TZR250 - Leed Autos	2:06.832	5	5	10.980	0.168	69.06
16	60	C	1 Daniel GOUGH	Yamaha TZR 250 - G Force Motorcycles	2:07.143	5	5	11.291	0.311	68.89
17	81		14 Scott GRANT	Yamaha TZR250 - Avbase Flight Group	2:07.730	2	5	11.878	0.587	68.58
18	75		2 Peter WOODALL	MZ ETZ 250 - Core Projects Ltd	2:07.931	4	4	12.079	0.201	68.47
19	85		3 Andrew WALES	MZ ETZ 250 - Illuminated Design LTD	2:08.301	5	5	12.449	0.370	68.27
20	53	C	2 Alan COATES	Yamaha TZR250 - Clarendon Motorcycles Hull	2:10.978	4	5	15.126	2.677	66.88
21	96		4 Chris KENT	MZ ETZ 250 - Buxton Powder Coating	2:11.317	5	5	15.465	0.339	66.70
22	95		5 Christopher ROGERS	MZ ETZ 250 - CB Racing	2:11.585	5	5	15.733	0.268	66.57
23	69		6 Alexander MANN	Mz TS 250 - HS RACING	2:11.902	5	5	16.050	0.317	66.41
24	35		7 Liam NEWMAN	MZ ETZ 250 - Team newman racing	2:11.954	2	4	16.102	0.052	66.38
25	56		8 Russell TURNER	MZ ETZ 250 -	2:12.063	5	5	16.211	0.109	66.33
26	33	C	3 Kieran LEWIS	Yamaha TZR250 - Controls For Doors Ltd/ G Force Motor	2:13.367	5	5	17.515	1.304	65.68
27	44		9 Robert DESSOY	MZ ETZ 250 - Eastern Garage Racing	2:13.730	3	5	17.878	0.363	65.50
28	22		10 Simon FINCH	MZ ETZ250 - BlueCloud Projects Ltd	2:14.420	5	5	18.568	0.690	65.16
29	46	C	4 Kevin MARSHALL	Yamaha TZR250 -	2:14.570	1	5	18.718	0.150	65.09
30	108	R	1 Ian KEEBLE	MZ ETZ 250 -	2:17.665	5	5	21.813	3.095	63.63
31	32*		11 John ASHMEAD	MZ ETZ 250 -	2:17.828	4	5	21.976	0.163	63.55
32	6	R	2 Paul ANSELL	MZ ETZ 250 -	2:18.071	5	5	22.219	0.243	63.44
33	3		12 Max MAUD	MZ ETZ 250 -	2:18.517	4	5	22.665	0.446	63.24
34	100	R	2 Stephen WIMBLE	Yamaha TZR 250 - www.ypmrc.co.uk	2:19.845	5	5	23.993	1.328	62.63
35	99	C	5 Paul FIRTH	Yamaha TZR 250 2MA -	2:21.397	3	3	25.545	1.552	61.95
36	46	R	3 Steve BRIGDEN	MZ ETZ 250 -	2:22.639	2	4	26.787	1.242	61.41
37	94		13 David RASHLEIGH	MZ ETZ 250 -	2:23.724	4	4	27.872	1.085	60.94
38	566	R	4 Michael WILBY	MZ ETZ 250 - Sziler UK	2:23.818	4	4	27.966	0.094	60.90
39	90	R	5 Steve PELLIS	MZ ETZ250 - LEC Group	2:24.980	1	1	29.128	1.162	60.42
40	67	C	6 Mark BAILEY	Yamaha TZR250 - Gforce motorcycles	2:25.413	4	4	29.561	0.433	60.24
41	38		14 Chris PETTET	MZ ETZ 250 -	2:28.164	4	4	32.312	2.751	59.12
42	25	C	7 Nigel TERRY	Yamaha TZR250 - NTrap Garage Doors	2:28.689	4	4	32.837	0.525	58.91
43	49	R	6 Andy MARKS	MZ ETZ 250 - Kingpin Components	2:29.157	3	4	33.305	0.468	58.72
44	93		15 Jamie DONALDSON	MZ ETZ 250 - Chilton Motors	2:29.832	4	4	33.980	0.675	58.46
45	41	C	8 Paul BOWLING	Yamaha TDR250 -	2:29.836	4	4	33.984	0.004	58.46
46	42	C	9 Martin PEARSON	Yamaha TZR250 - Viking Inspection	2:30.237	4	4	34.385	0.401	58.30
47	73	R	3 Colvin TURNER	Yamaha TZR250 -	2:43.645	1	4	47.793	13.408	53.52
48	75		15 Steve HIGERTY	Yamaha TZR250 - Cambridge Motorcycles			0			
49	67		16 Giles SPENCER	MZ ETZ 250 -			0			

* Bike 32 - Please fit working transponder

* Bike 96 (YPM) - Fastest lap disallowed - yellow flag infringement

Brands Hatch GP

Circuit Length = 2.4332 miles

Start: 09:16 Flag 09:28 End: 09:30

Weather / Track : Cloudy / Wet

These results are provisional until the conclusion of any judicial and technical matters.

Clerk Of Course :	Steward :	Timekeeper :

Results can be found at www.tsl-timing.com

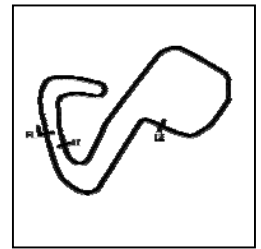
Printed - 09:31 Saturday, 03 October 2020



BMCRC - MRO Championships 2020 - Rnd 4 @ Brands Hatch GP

Yamaha Past Masters & BMZRC 250MZ

QUALIFYING - SECTOR ANALYSIS



SECTOR 1 = FL to I1, SECTOR 2 = I1 to I2, SECTOR 3 = I2 to FL, DIFF = Difference To Personal Best Lap, P = Crossed Finish Line in Pit Lane, D = Time Disallowed

P1 13		Jamie KELMAN			Yamaha TZR250 -		
IDEAL LAP TIME : 1:55.637		BEST LAP TIME : 1:55.852		DIFFERENCE : 0.215			
LAP	SECTOR 1	SECTOR 2	SECTOR 3	LAP TIME	MPH	DIFF	TIME OF DAY
1 -	38.819	54.646	29.049	2:02.514	71.50	6.662	09:20:05.385
2 -	37.857	53.494	27.891	1:59.242	73.46	3.390	09:22:04.627
3 -	37.305	52.783	31.115	2:01.203	72.27	5.351	09:24:05.830
4 -	36.972	51.964	27.655	1:56.591 (3)	75.13	0.739	09:26:02.421
5 -	36.404	52.569	27.517	1:56.490 (2)	75.19	0.638	09:27:58.911
6 -	36.544	51.716	27.592	1:55.852 (1)	75.61		09:29:54.763

P2 24		Scott CARSON			Yamaha TZR250 - Brian Grays Powerbiking,All England Diamor		
IDEAL LAP TIME : 1:57.486		BEST LAP TIME : 1:57.763		DIFFERENCE : 0.277			
LAP	SECTOR 1	SECTOR 2	SECTOR 3	LAP TIME	MPH	DIFF	TIME OF DAY
1 -	38.126	55.937	29.605	2:03.668	70.83	5.905	09:19:54.411
2 -	37.598	56.295	28.790	2:02.683	71.40	4.920	09:21:57.094
3 -	37.446	54.703	28.778	2:00.927	72.43	3.164	09:23:58.021
4 -	36.942	54.688	27.939	1:59.569 (3)	73.26	1.806	09:25:57.590
5 -	36.493	53.147	28.123	1:57.763 (1)	74.38		09:27:55.353
6 -	36.874	53.054	27.989	1:57.917 (2)	74.28	0.154	09:29:53.270

P3 96		Anthony JOHNSON			Yamaha TZR 250 - Technical lifting service's		
IDEAL LAP TIME : 1:57.165		BEST LAP TIME : 1:58.287		DIFFERENCE : 1.122			
LAP	SECTOR 1	SECTOR 2	SECTOR 3	LAP TIME	MPH	DIFF	TIME OF DAY
1 -	39.061	56.056	29.082	2:04.199	70.53	5.912	09:19:55.856
2 -	46.624	54.015	27.970	2:08.609	68.11	10.322	09:22:04.465
3 -	36.915	53.019	30.264	2:00.198 (3)	72.87	1.911	09:24:04.663
4 -	37.501	52.479	27.935	1:57.915 D	74.28		09:26:02.578
5 -	37.116	53.082	28.089	1:58.287 (1)	74.05		09:28:00.865
6 -	36.751	52.544	29.252	1:58.547 (2)	73.89	0.260	09:29:59.412

P4 11		Andrew BOWN			Yamaha TZR250 -		
IDEAL LAP TIME : 2:00.830		BEST LAP TIME : 2:01.288		DIFFERENCE : 0.458			
LAP	SECTOR 1	SECTOR 2	SECTOR 3	LAP TIME	MPH	DIFF	TIME OF DAY
1 -	42.009	56.679	28.693	2:07.381	68.76	6.093	09:20:21.514
2 -	38.696	53.941	28.651	2:01.288 (1)	72.22		09:22:22.802
3 -	38.374	54.014	29.422	2:01.810 (2)	71.91	0.522	09:24:24.612
4 -	38.238	55.156	28.753	2:02.147 (3)	71.71	0.859	09:26:26.759
5 -	39.327	54.967	29.559	2:03.853	70.72	2.565	09:28:30.612

P5 19		Peter BRANTON			Yamaha TZR250 - Exactweld Racing		
IDEAL LAP TIME : 2:01.748		BEST LAP TIME : 2:02.475		DIFFERENCE : 0.727			
LAP	SECTOR 1	SECTOR 2	SECTOR 3	LAP TIME	MPH	DIFF	TIME OF DAY
1 -	40.299	58.536	31.272	2:10.107	67.32	7.632	09:20:16.864
2 -	39.388	55.866	29.024	2:04.278	70.48	1.803	09:22:21.142
3 -	38.760	54.530	29.507	2:02.797 (2)	71.33	0.322	09:24:23.939
4 -	38.523	55.257	28.695	2:02.475 (1)	71.52		09:26:26.414
5 -	39.279	55.961	28.879	2:04.119 (3)	70.57	1.644	09:28:30.533

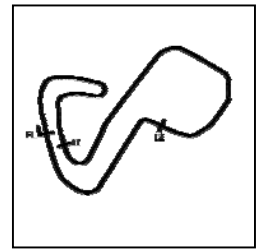
P6 15		Billy PERKINS			Yamaha TZR250 - T.w fuggle & son / Windsor food machinery		
IDEAL LAP TIME : 2:02.924		BEST LAP TIME : 2:03.008		DIFFERENCE : 0.084			
LAP	SECTOR 1	SECTOR 2	SECTOR 3	LAP TIME	MPH	DIFF	TIME OF DAY
1 -	39.029	57.046	29.802	2:05.877 (2)	69.59	2.869	09:20:03.028
2 -	39.113	55.308	28.587	2:03.008 (1)	71.21		09:22:06.036

Weather / Track : Cloudy / Wet

BMCRC - MRO Championships 2020 - Rnd 4 @ Brands Hatch GP

Yamaha Past Masters & BMZRC 250MZ

QUALIFYING - SECTOR ANALYSIS



SECTOR 1 = FL to I1, SECTOR 2 = I1 to I2, SECTOR 3 = I2 to FL, DIFF = Difference To Personal Best Lap, P = Crossed Finish Line in Pit Lane, D = Time Disallowed

P7 4		Denis HALIL		Yamaha TZR250 - D & A AUTOS			
IDEAL LAP TIME : 2:02.985		BEST LAP TIME : 2:03.674		DIFFERENCE : 0.689			
LAP	SECTOR 1	SECTOR 2	SECTOR 3	LAP TIME	MPH	DIFF	TIME OF DAY
1 -	40.216	59.167	29.812	2:09.195	67.80	5.521	09:20:07.890
2 -	40.303	55.412	29.138	2:04.853 (2)	70.16	1.179	09:22:12.743
3 -	38.783	56.274	30.079	2:05.136 (3)	70.00	1.462	09:24:17.879
4 -	38.612	57.837	29.170	2:05.619	69.73	1.945	09:26:23.498
5 -	38.949	55.764	28.961	2:03.674 (1)	70.83		09:28:27.172

P8 3		Alan COOPER		Yamaha TZR250 - twistgrip motorcycles			
IDEAL LAP TIME : 2:02.932		BEST LAP TIME : 2:04.003		DIFFERENCE : 1.071			
LAP	SECTOR 1	SECTOR 2	SECTOR 3	LAP TIME	MPH	DIFF	TIME OF DAY
1 -	42.367	1:00.466	29.696	2:12.529	66.09	8.526	09:20:39.348
2 -	39.287	57.980	28.126	2:05.393 (3)	69.85	1.390	09:22:44.741
3 -	38.194	57.117	31.235	2:06.546	69.22	2.543	09:24:51.287
4 -	38.009	57.734	28.752	2:04.495 (2)	70.36	0.492	09:26:55.782
5 -	38.340	56.797	28.866	2:04.003 (1)	70.64		09:28:59.785

P9 0		Paul TOLAND		Yamaha TZR250 - Kippers keys			
IDEAL LAP TIME : 2:04.823		BEST LAP TIME : 2:04.972		DIFFERENCE : 0.149			
LAP	SECTOR 1	SECTOR 2	SECTOR 3	LAP TIME	MPH	DIFF	TIME OF DAY
1 -	42.067	58.188	29.250	2:09.505	67.64	4.533	09:20:22.778
2 -	39.531	56.042	29.399	2:04.972 (1)	70.09		09:22:27.750
3 -	39.898	57.377	29.840	2:07.115 (3)	68.91	2.143	09:24:34.865
4 -	40.026	56.224	29.540	2:05.790 (2)	69.63	0.818	09:26:40.655

P10 74		Paul WHITBY		Yamaha TZR250 - Greybridge Ltd			
IDEAL LAP TIME : 2:04.658		BEST LAP TIME : 2:05.121		DIFFERENCE : 0.463			
LAP	SECTOR 1	SECTOR 2	SECTOR 3	LAP TIME	MPH	DIFF	TIME OF DAY
1 -	40.000	58.764	29.919	2:08.683	68.07	3.562	09:20:05.768
2 -	39.392	56.334	29.395	2:05.121 (1)	70.01		09:22:10.889
3 -	39.985	56.412	30.525	2:06.922 (3)	69.01	1.801	09:24:17.811
4 -	39.587	59.427	29.419	2:08.433	68.20	3.312	09:26:26.244
5 -	40.284	55.871	30.290	2:06.445 (2)	69.27	1.324	09:28:32.689

P11 57		Geoff MOOK		Yamaha TZR250 -			
IDEAL LAP TIME : 2:05.024		BEST LAP TIME : 2:05.326		DIFFERENCE : 0.302			
LAP	SECTOR 1	SECTOR 2	SECTOR 3	LAP TIME	MPH	DIFF	TIME OF DAY
1 -	42.393	1:00.054	30.734	2:13.181	65.77	7.855	09:20:17.055
2 -	39.830	56.573	29.469	2:05.872 (2)	69.59	0.546	09:22:22.927
3 -	39.067	56.514	30.496	2:06.077 (3)	69.48	0.751	09:24:29.004
4 -	40.068	56.754	29.849	2:06.671	69.15	1.345	09:26:35.675
5 -	39.311	56.488	29.527	2:05.326 (1)	69.89		09:28:41.001

P12 92		Derek CRIPPS		Yamaha TZR250 - Kelly Cripps			
IDEAL LAP TIME : 2:05.062		BEST LAP TIME : 2:05.390		DIFFERENCE : 0.328			
LAP	SECTOR 1	SECTOR 2	SECTOR 3	LAP TIME	MPH	DIFF	TIME OF DAY
1 -	45.446	1:01.955	30.498	2:17.899	63.52	12.509	09:20:41.814
2 -	40.550	57.342	29.754	2:07.646 (3)	68.62	2.256	09:22:49.460
3 -	39.992	56.884	30.249	2:07.125 (2)	68.90	1.735	09:24:56.585
4 -	40.404	58.273	30.400	2:09.077	67.86	3.687	09:27:05.662
5 -	39.044	56.264	30.082	2:05.390 (1)	69.86		09:29:11.052

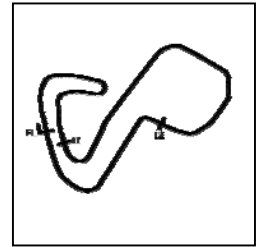
Weather / Track : Cloudy / Wet

Brands Hatch GP
Circuit Length = 2.4332 miles
Start: 09:16 Flag 09:28 End: 09:30

BMCRC - MRO Championships 2020 - Rnd 4 @ Brands Hatch GP

Yamaha Past Masters & BMZRC 250MZ

QUALIFYING - SECTOR ANALYSIS



SECTOR 1 = FL to I1, SECTOR 2 = I1 to I2, SECTOR 3 = I2 to FL, DIFF = Difference To Personal Best Lap, P = Crossed Finish Line in Pit Lane, D = Time Disallowed

P13 70		Andrew BURSCOUGH		Yamaha YPVS 350 - Apollo/Merlin/Abbey/Martitanium			
IDEAL LAP TIME : 2:04.698		BEST LAP TIME : 2:05.425		DIFFERENCE : 0.727			
LAP	SECTOR 1	SECTOR 2	SECTOR 3	LAP TIME	MPH	DIFF	TIME OF DAY
1 -	41.278	59.205	29.476	2:09.959	67.40	4.534	09:20:05.091
2 -	39.732	56.240	29.453	2:05.425 (1)	69.84		09:22:10.516
3 -	40.677	57.396	29.615	2:07.688	68.60	2.263	09:24:18.204
4 -	39.627	58.441	29.161	2:07.229 (3)	68.85	1.804	09:26:25.433
5 -	39.297	56.281	29.926	2:05.504 (2)	69.79	0.079	09:28:30.937

P14 9		Gary HOWLETT		MZ TS250 - HS Racing			
IDEAL LAP TIME : 2:06.366		BEST LAP TIME : 2:06.664		DIFFERENCE : 0.298			
LAP	SECTOR 1	SECTOR 2	SECTOR 3	LAP TIME	MPH	DIFF	TIME OF DAY
1 -	44.222	1:04.154	31.804	2:20.180	62.48	13.516	09:20:48.522
2 -	41.335	59.423	30.904	2:11.662	66.53	4.998	09:23:00.184
3 -	40.617	59.108	30.725	2:10.450 (3)	67.15	3.786	09:25:10.634
4 -	39.551	57.131	29.982	2:06.664 (1)	69.15		09:27:17.298
5 -	40.114	57.161	29.684	2:06.959 (2)	68.99	0.295	09:29:24.257

P15 26 R		Damian LEE		Yamaha TZR250 - Leed Autos			
IDEAL LAP TIME : 2:06.832		BEST LAP TIME : 2:06.832		DIFFERENCE : 0.000			
LAP	SECTOR 1	SECTOR 2	SECTOR 3	LAP TIME	MPH	DIFF	TIME OF DAY
1 -	43.962	1:06.764	31.505	2:22.231	61.58	15.399	09:20:50.718
2 -	42.916	1:01.003	30.013	2:13.932	65.40	7.100	09:23:04.650
3 -	41.224	59.342	30.682	2:11.248 (3)	66.74	4.416	09:25:15.898
4 -	40.902	58.636	29.688	2:09.226 (2)	67.78	2.394	09:27:25.124
5 -	40.261	57.662	28.909	2:06.832 (1)	69.06		09:29:31.956

P16 60 C		Daniel GOUGH		Yamaha TZR 250 - G Force Motorcycles			
IDEAL LAP TIME : 2:05.823		BEST LAP TIME : 2:07.143		DIFFERENCE : 1.320			
LAP	SECTOR 1	SECTOR 2	SECTOR 3	LAP TIME	MPH	DIFF	TIME OF DAY
1 -	40.719	58.870	30.182	2:09.771	67.50	2.628	09:20:07.713
2 -	40.757	57.668	29.778	2:08.203 (2)	68.32	1.060	09:22:15.916
3 -	41.718	57.588	31.320	2:10.626	67.06	3.483	09:24:26.542
4 -	39.925	57.163	31.275	2:08.363 (3)	68.24	1.220	09:26:34.905
5 -	39.605	58.483	29.055	2:07.143 (1)	68.89		09:28:42.048

P17 81		Scott GRANT		Yamaha TZR250 - Avbase Flight Group			
IDEAL LAP TIME : 2:07.386		BEST LAP TIME : 2:07.730		DIFFERENCE : 0.344			
LAP	SECTOR 1	SECTOR 2	SECTOR 3	LAP TIME	MPH	DIFF	TIME OF DAY
1 -	41.990	58.624	30.199	2:10.813	66.96	3.083	09:20:24.696
2 -	39.985	57.642	30.103	2:07.730 (1)	68.58		09:22:32.426
3 -	40.625	57.949	30.162	2:08.736 (3)	68.04	1.006	09:24:41.162
4 -	40.638	57.808	30.118	2:08.564 (2)	68.13	0.834	09:26:49.726
5 -	40.472	59.192	29.759	2:09.423	67.68	1.693	09:28:59.149

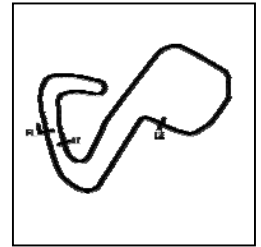
P18 75		Peter WOODALL		MZ ETZ 250 - Core Projects Ltd			
IDEAL LAP TIME : 2:07.931		BEST LAP TIME : 2:07.931		DIFFERENCE : 0.000			
LAP	SECTOR 1	SECTOR 2	SECTOR 3	LAP TIME	MPH	DIFF	TIME OF DAY
1 -	43.456	1:01.582	31.660	2:16.698	64.08	8.767	09:20:59.131
2 -	42.627	59.495	31.168	2:13.290 (3)	65.72	5.359	09:23:12.421
3 -	41.003	58.095	31.161	2:10.259 (2)	67.24	2.328	09:25:22.680
4 -	39.482	57.820	30.629	2:07.931 (1)	68.47		09:27:30.611

Weather / Track : Cloudy / Wet

BMCRC - MRO Championships 2020 - Rnd 4 @ Brands Hatch GP

Yamaha Past Masters & BMZRC 250MZ

QUALIFYING - SECTOR ANALYSIS



SECTOR 1 = FL to I1, SECTOR 2 = I1 to I2, SECTOR 3 = I2 to FL, DIFF = Difference To Personal Best Lap, P = Crossed Finish Line in Pit Lane, D = Time Disallowed

P19 85		Andrew WALES		MZ ETZ 250 - Illuminated Design LTD			
IDEAL LAP TIME : 2:08.301		BEST LAP TIME : 2:08.301		DIFFERENCE : 0.000			
LAP	SECTOR 1	SECTOR 2	SECTOR 3	LAP TIME	MPH	DIFF	TIME OF DAY
1 -	41.513	1:00.989	31.897	2:14.399	65.17	6.098	09:20:30.520
2 -	41.011	59.210	30.802	2:11.023 (3)	66.85	2.722	09:22:41.543
3 -	40.561	59.081	31.746	2:11.388	66.67	3.087	09:24:52.931
4 -	40.319	58.758	30.707	2:09.784 (2)	67.49	1.483	09:27:02.715
5 -	40.064	57.741	30.496	2:08.301 (1)	68.27		09:29:11.016

P20 53 C		Alan COATES		Yamaha TZR250 - Clarendon Motorcycles Hull			
IDEAL LAP TIME : 2:10.257		BEST LAP TIME : 2:10.978		DIFFERENCE : 0.721			
LAP	SECTOR 1	SECTOR 2	SECTOR 3	LAP TIME	MPH	DIFF	TIME OF DAY
1 -	44.864	1:08.054	32.901	2:25.819	60.07	14.841	09:20:56.391
2 -	42.280	1:01.862	32.349	2:16.491	64.17	5.513	09:23:12.882
3 -	42.860	1:00.518	31.549	2:14.927 (3)	64.92	3.949	09:25:27.809
4 -	41.349	57.772	30.857	2:10.978 (1)	66.88		09:27:38.787
5 -	40.628	1:01.303	31.001	2:12.932 (2)	65.89	1.954	09:29:51.719

P21 96		Chris KENT		MZ ETZ 250 - Buxton Powder Coating			
IDEAL LAP TIME : 2:11.317		BEST LAP TIME : 2:11.317		DIFFERENCE : 0.000			
LAP	SECTOR 1	SECTOR 2	SECTOR 3	LAP TIME	MPH	DIFF	TIME OF DAY
1 -	43.303	1:03.739	32.473	2:19.515	62.78	8.198	09:20:21.656
2 -	42.791	1:02.694	31.966	2:17.451	63.73	6.134	09:22:39.107
3 -	41.979	1:00.725	31.685	2:14.389 (2)	65.18	3.072	09:24:53.496
4 -	41.656	1:01.372	31.652	2:14.680 (3)	65.04	3.363	09:27:08.176
5 -	41.238	59.187	30.892	2:11.317 (1)	66.70		09:29:19.493

P22 95		Christopher ROGERS		MZ ETZ 250 - CB Racing			
IDEAL LAP TIME : 2:11.214		BEST LAP TIME : 2:11.585		DIFFERENCE : 0.371			
LAP	SECTOR 1	SECTOR 2	SECTOR 3	LAP TIME	MPH	DIFF	TIME OF DAY
1 -	43.595	1:03.822	32.139	2:19.556	62.76	7.971	09:21:01.606
2 -	42.852	1:01.626	32.206	2:16.684	64.08	5.099	09:23:18.290
3 -	42.211	1:01.268	33.170	2:16.649 (3)	64.10	5.064	09:25:34.939
4 -	43.319	1:00.396	30.949	2:14.664 (2)	65.04	3.079	09:27:49.603
5 -	41.123	59.142	31.320	2:11.585 (1)	66.57		09:30:01.188

P23 69		Alexander MANN		Mz TS 250 - HS RACING			
IDEAL LAP TIME : 2:11.801		BEST LAP TIME : 2:11.902		DIFFERENCE : 0.101			
LAP	SECTOR 1	SECTOR 2	SECTOR 3	LAP TIME	MPH	DIFF	TIME OF DAY
1 -	46.623	1:10.717	32.275	2:29.615	58.54	17.713	09:21:17.991
2 -	43.476	1:02.136	31.992	2:17.604	63.65	5.702	09:23:35.595
3 -	40.914	1:02.444	31.551	2:14.909 (3)	64.93	3.007	09:25:50.504
4 -	41.454	1:00.520	30.937	2:12.911 (2)	65.90	1.009	09:28:03.415
5 -	40.344	1:00.560	30.998	2:11.902 (1)	66.41		09:30:15.317

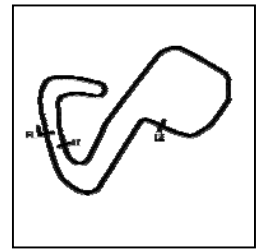
P24 35		Liam NEWMAN		MZ ETZ 250 - Team newman racing			
IDEAL LAP TIME : 2:11.525		BEST LAP TIME : 2:11.954		DIFFERENCE : 0.429			
LAP	SECTOR 1	SECTOR 2	SECTOR 3	LAP TIME	MPH	DIFF	TIME OF DAY
1 -	42.670	1:01.745	32.587	2:17.002 (3)	63.93	5.048	09:20:27.086
2 -	40.918	59.658	31.378	2:11.954 (1)	66.38		09:22:39.040
3 -	41.240	59.229	32.997	2:13.466 (2)	65.63	1.512	09:24:52.506
4 -	43.362	1:06.806	32.265	2:22.433	61.50	10.479	09:27:14.939

Weather / Track : Cloudy / Wet

BMCRC - MRO Championships 2020 - Rnd 4 @ Brands Hatch GP

Yamaha Past Masters & BMZRC 250MZ

QUALIFYING - SECTOR ANALYSIS



SECTOR 1 = FL to I1, SECTOR 2 = I1 to I2, SECTOR 3 = I2 to FL, DIFF = Difference To Personal Best Lap, P = Crossed Finish Line in Pit Lane, D = Time Disallowed

P25 56		Russell TURNER		MZ ETZ 250 -			
IDEAL LAP TIME : 2:11.737		BEST LAP TIME : 2:12.063		DIFFERENCE : 0.326			
LAP	SECTOR 1	SECTOR 2	SECTOR 3	LAP TIME	MPH	DIFF	TIME OF DAY
1 -	44.772	1:08.545	32.773	2:26.090	59.96	14.027	09:21:17.502
2 -	42.809	1:04.178	32.176	2:19.163	62.94	7.100	09:23:36.665
3 -	41.601	1:01.718	32.213	2:15.532 (3)	64.63	3.469	09:25:52.197
4 -	41.901	59.700	31.634	2:13.235 (2)	65.74	1.172	09:28:05.432
5 -	40.403	59.978	31.682	2:12.063 (1)	66.33		09:30:17.495

P26 33 C		Kieran LEWIS		Yamaha TZR250 - Controls For Doors Ltd/ G Force Motorcycles			
IDEAL LAP TIME : 2:12.960		BEST LAP TIME : 2:13.367		DIFFERENCE : 0.407			
LAP	SECTOR 1	SECTOR 2	SECTOR 3	LAP TIME	MPH	DIFF	TIME OF DAY
1 -	43.681	1:01.672	31.441	2:16.794	64.03	3.427	09:20:19.100
2 -	42.370	1:00.869	31.933	2:15.172 (2)	64.80	1.805	09:22:34.272
3 -	43.334	1:01.690	32.440	2:17.464	63.72	4.097	09:24:51.736
4 -	42.930	1:00.658	31.667	2:15.255 (3)	64.76	1.888	09:27:06.991
5 -	42.777	59.807	30.783	2:13.367 (1)	65.68		09:29:20.358

P27 44		Robert DESSOY		MZ ETZ 250 - Eastern Garage Racing			
IDEAL LAP TIME : 2:13.523		BEST LAP TIME : 2:13.730		DIFFERENCE : 0.207			
LAP	SECTOR 1	SECTOR 2	SECTOR 3	LAP TIME	MPH	DIFF	TIME OF DAY
1 -	41.215	1:04.275	32.569	2:18.059	63.44	4.329	09:20:23.866
2 -	40.984	1:02.223	31.602	2:14.809 (2)	64.97	1.079	09:22:38.675
3 -	40.712	1:01.265	31.753	2:13.730 (1)	65.50		09:24:52.405
4 -	41.711	1:01.890	31.546	2:15.147 (3)	64.81	1.417	09:27:07.552
5 -	43.632	1:02.432	31.803	2:17.867	63.53	4.137	09:29:25.419

P28 22		Simon FINCH		MZ ETZ250 - BlueCloud Projects Ltd			
IDEAL LAP TIME : 2:14.420		BEST LAP TIME : 2:14.420		DIFFERENCE : 0.000			
LAP	SECTOR 1	SECTOR 2	SECTOR 3	LAP TIME	MPH	DIFF	TIME OF DAY
1 -	45.957	1:05.476	33.058	2:24.491	60.62	10.071	09:21:01.749
2 -	46.663	1:06.193	33.331	2:26.187	59.92	11.767	09:23:27.936
3 -	43.601	1:03.311	33.967	2:20.879 (3)	62.17	6.459	09:25:48.815
4 -	43.239	1:01.099	32.407	2:16.745 (2)	64.05	2.325	09:28:05.560
5 -	42.555	1:00.188	31.677	2:14.420 (1)	65.16		09:30:19.980

P29 46 C		Kevin MARSHALL		Yamaha TZR250 -			
IDEAL LAP TIME : 2:13.697		BEST LAP TIME : 2:14.570		DIFFERENCE : 0.873			
LAP	SECTOR 1	SECTOR 2	SECTOR 3	LAP TIME	MPH	DIFF	TIME OF DAY
1 -	41.083	1:01.748	31.739	2:14.570 (1)	65.09		09:20:07.606
2 -	42.237	1:01.813	31.286	2:15.336	64.72	0.766	09:22:22.942
3 -	41.697	1:01.328	31.636	2:14.661 (3)	65.05	0.091	09:24:37.603
4 -	41.677	1:01.488	31.449	2:14.614 (2)	65.07	0.044	09:26:52.217
5 -	41.950	1:02.383	33.395	2:17.728	63.60	3.158	09:29:09.945

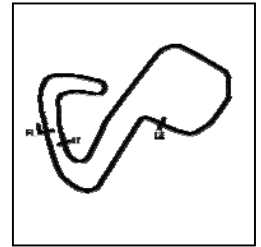
P30 108 R		Ian KEEBLE		MZ ETZ 250 -			
IDEAL LAP TIME : 2:17.665		BEST LAP TIME : 2:17.665		DIFFERENCE : 0.000			
LAP	SECTOR 1	SECTOR 2	SECTOR 3	LAP TIME	MPH	DIFF	TIME OF DAY
1 -	46.619	1:08.312	33.493	2:28.424	59.01	10.759	09:20:55.444
2 -	44.901	1:04.566	33.022	2:22.489	61.47	4.824	09:23:17.933
3 -	44.750	1:04.155	32.903	2:21.808 (3)	61.77	4.143	09:25:39.741
4 -	43.477	1:04.073	32.672	2:20.222 (2)	62.47	2.557	09:27:59.963
5 -	43.276	1:02.501	31.888	2:17.665 (1)	63.63		09:30:17.628

Weather / Track : Cloudy / Wet

BMCRC - MRO Championships 2020 - Rnd 4 @ Brands Hatch GP

Yamaha Past Masters & BMZRC 250MZ

QUALIFYING - SECTOR ANALYSIS



SECTOR 1 = FL to I1, SECTOR 2 = I1 to I2, SECTOR 3 = I2 to FL, DIFF = Difference To Personal Best Lap, P = Crossed Finish Line in Pit Lane, D = Time Disallowed

P31 32		John ASHMEAD		MZ ETZ 250 -			
IDEAL LAP TIME :		BEST LAP TIME : 2:17.828		DIFFERENCE :			
LAP	SECTOR 1	SECTOR 2	SECTOR 3	LAP TIME	MPH	DIFF	TIME OF DAY
1 -				2:24.668	60.55	6.840	09:20:52.868
2 -				2:21.611	61.85	3.783	09:23:14.479
3 -				2:19.957 (3)	62.58	2.129	09:25:34.436
4 -				2:17.828 (1)	63.55		09:27:52.264
5 -				2:19.575 (2)	62.76	1.747	09:30:11.839

P32 6 R		Paul ANSELL		MZ ETZ 250 -			
IDEAL LAP TIME : 2:17.380		BEST LAP TIME : 2:18.071		DIFFERENCE : 0.691			
LAP	SECTOR 1	SECTOR 2	SECTOR 3	LAP TIME	MPH	DIFF	TIME OF DAY
1 -	45.009	1:07.448	32.423	2:24.880	60.46	6.809	09:20:45.813
2 -	43.823	1:04.210	32.140	2:20.173	62.49	2.102	09:23:05.986
3 -	43.423	1:03.691	32.357	2:19.471 (2)	62.80	1.400	09:25:25.457
4 -	42.768	1:04.720	32.584	2:20.072 (3)	62.53	2.001	09:27:45.529
5 -	43.459	1:02.604	32.008	2:18.071 (1)	63.44		09:30:03.600

P33 3		Max MAUD		MZ ETZ 250 -			
IDEAL LAP TIME : 2:18.234		BEST LAP TIME : 2:18.517		DIFFERENCE : 0.283			
LAP	SECTOR 1	SECTOR 2	SECTOR 3	LAP TIME	MPH	DIFF	TIME OF DAY
1 -	43.961	1:08.839	33.662	2:26.462	59.80	7.945	09:21:03.455
2 -	45.287	1:07.072	33.000	2:25.359	60.26	6.842	09:23:28.814
3 -	43.153	1:04.689	33.170	2:21.012 (2)	62.12	2.495	09:25:49.826
4 -	43.217	1:02.705	32.595	2:18.517 (1)	63.24		09:28:08.343
5 -	42.934	1:04.291	33.846	2:21.071 (3)	62.09	2.554	09:30:29.414

P34 100 R		Stephen WIMBLE		Yamaha TZR 250 - www.ypmrc.co.uk			
IDEAL LAP TIME : 2:19.255		BEST LAP TIME : 2:19.845		DIFFERENCE : 0.590			
LAP	SECTOR 1	SECTOR 2	SECTOR 3	LAP TIME	MPH	DIFF	TIME OF DAY
1 -	47.683	1:07.819	32.740	2:28.242	59.09	8.397	09:20:57.063
2 -	44.548	1:04.023	32.131	2:20.702 (3)	62.25	0.857	09:23:17.765
3 -	44.343	1:03.713	32.679	2:20.735	62.24	0.890	09:25:38.500
4 -	44.159	1:04.235	31.959	2:20.353 (2)	62.41	0.508	09:27:58.853
5 -	44.027	1:04.303	31.515	2:19.845 (1)	62.63		09:30:18.698

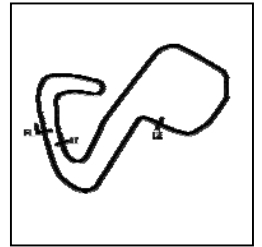
P35 99 C		Paul FIRTH		Yamaha TZR 250 2MA -			
IDEAL LAP TIME : 2:18.976		BEST LAP TIME : 2:21.397		DIFFERENCE : 2.421			
LAP	SECTOR 1	SECTOR 2	SECTOR 3	LAP TIME	MPH	DIFF	TIME OF DAY
1 -	48.173	1:06.459	31.054	2:25.686 (3)	60.12	4.289	09:20:49.220
2 -	47.251	1:04.551	30.521	2:22.323 (2)	61.54	0.926	09:23:11.543
3 -	43.904	1:05.682	31.811	2:21.397 (1)	61.95		09:25:32.940

P36 46 R		Steve BRIGDEN		MZ ETZ 250 -			
IDEAL LAP TIME : 2:22.564		BEST LAP TIME : 2:22.639		DIFFERENCE : 0.075			
LAP	SECTOR 1	SECTOR 2	SECTOR 3	LAP TIME	MPH	DIFF	TIME OF DAY
1 -	46.430	1:08.257	33.309	2:27.996 (3)	59.18	5.357	09:21:20.441
2 -	44.577	1:04.678	33.384	2:22.639 (1)	61.41		09:23:43.080
3 -	45.388	1:04.884	33.675	2:23.947 (2)	60.85	1.308	09:26:07.027
4 -	45.873	1:08.500	33.969	2:28.342	59.05	5.703	09:28:35.369

BMCRC - MRO Championships 2020 - Rnd 4 @ Brands Hatch GP

Yamaha Past Masters & BMZRC 250MZ

QUALIFYING - SECTOR ANALYSIS



SECTOR 1 = FL to I1, SECTOR 2 = I1 to I2, SECTOR 3 = I2 to FL, DIFF = Difference To Personal Best Lap, P = Crossed Finish Line in Pit Lane, D = Time Disallowed

P37 94		David RASHLEIGH		MZ ETZ 250 -			
IDEAL LAP TIME : 2:23.724		BEST LAP TIME : 2:23.724		DIFFERENCE : 0.000			
LAP	SECTOR 1	SECTOR 2	SECTOR 3	LAP TIME	MPH	DIFF	TIME OF DAY
1 -	49.362	1:09.616	34.943	2:33.921	56.91	10.197	09:21:29.372
2 -	47.509	1:06.601	35.293	2:29.403 (3)	58.63	5.679	09:23:58.775
3 -	46.690	1:05.373	33.304	2:25.367 (2)	60.26	1.643	09:26:24.142
4 -	45.629	1:04.927	33.168	2:23.724 (1)	60.94		09:28:47.866

P38 566 R		Michael WILBY		MZ ETZ 250 - Sziler UK			
IDEAL LAP TIME : 2:23.737		BEST LAP TIME : 2:23.818		DIFFERENCE : 0.081			
LAP	SECTOR 1	SECTOR 2	SECTOR 3	LAP TIME	MPH	DIFF	TIME OF DAY
1 -	47.659	1:08.496	35.060	2:31.215	57.92	7.397	09:21:27.565
2 -	47.555	1:07.513	35.641	2:30.709 (3)	58.12	6.891	09:23:58.274
3 -	45.528	1:06.121	33.743	2:25.392 (2)	60.24	1.574	09:26:23.666
4 -	44.502	1:05.492	33.824	2:23.818 (1)	60.90		09:28:47.484

P39 90 R		Steve PELLIS		MZ ETZ250 - LEC Group			
IDEAL LAP TIME : 2:22.204		BEST LAP TIME : 2:24.980		DIFFERENCE : 2.776			
LAP	SECTOR 1	SECTOR 2	SECTOR 3	LAP TIME	MPH	DIFF	TIME OF DAY
1 -	44.942	1:07.400	32.638	2:24.980 (1)	60.42		09:21:16.822

P40 67 C		Mark BAILEY		Yamaha TZR250 - Gforce motorcycles			
IDEAL LAP TIME : 2:25.413		BEST LAP TIME : 2:25.413		DIFFERENCE : 0.000			
LAP	SECTOR 1	SECTOR 2	SECTOR 3	LAP TIME	MPH	DIFF	TIME OF DAY
1 -	51.276	1:09.653	34.825	2:35.754	56.24	10.341	09:21:32.429
2 -	47.745	1:11.855	35.977	2:35.577 (3)	56.30	10.164	09:24:08.006
3 -	47.922	1:08.521	34.252	2:30.695 (2)	58.12	5.282	09:26:38.701
4 -	45.771	1:07.160	32.482	2:25.413 (1)	60.24		09:29:04.114

P41 38		Chris PETTET		MZ ETZ 250 -			
IDEAL LAP TIME : 2:27.844		BEST LAP TIME : 2:28.164		DIFFERENCE : 0.320			
LAP	SECTOR 1	SECTOR 2	SECTOR 3	LAP TIME	MPH	DIFF	TIME OF DAY
1 -	48.085	1:11.303	35.781	2:35.169	56.45	7.005	09:21:34.042
2 -	47.184	1:09.526	37.566	2:34.276 (3)	56.78	6.112	09:24:08.318
3 -	48.043	1:10.576	34.969	2:33.588 (2)	57.03	5.424	09:26:41.906
4 -	46.331	1:06.544	35.289	2:28.164 (1)	59.12		09:29:10.070

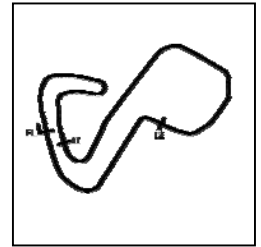
P42 25 C		Nigel TERRY		Yamaha TZR250 - NTrap Garage Doors			
IDEAL LAP TIME : 2:28.689		BEST LAP TIME : 2:28.689		DIFFERENCE : 0.000			
LAP	SECTOR 1	SECTOR 2	SECTOR 3	LAP TIME	MPH	DIFF	TIME OF DAY
1 -	49.905	1:12.425	35.994	2:38.324	55.32	9.635	09:20:59.858
2 -	48.180	1:10.093	36.168	2:34.441 (3)	56.71	5.752	09:23:34.299
3 -	47.683	1:09.153	34.920	2:31.756 (2)	57.72	3.067	09:26:06.055
4 -	47.664	1:06.941	34.084	2:28.689 (1)	58.91		09:28:34.744

P43 49 R		Andy MARKS		MZ ETZ 250 - Kingpin Components			
IDEAL LAP TIME : 2:27.709		BEST LAP TIME : 2:29.157		DIFFERENCE : 1.448			
LAP	SECTOR 1	SECTOR 2	SECTOR 3	LAP TIME	MPH	DIFF	TIME OF DAY
1 -	48.276	1:10.090	34.712	2:33.078 (3)	57.22	3.921	09:21:30.283
2 -	48.214	1:10.974	38.091	2:37.279	55.69	8.122	09:24:07.562
3 -	45.923	1:07.437	35.797	2:29.157 (1)	58.72		09:26:36.719
4 -	45.715	1:09.881	34.557	2:30.153 (2)	58.33	0.996	09:29:06.872

BMCRC - MRO Championships 2020 - Rnd 4 @ Brands Hatch GP

Yamaha Past Masters & BMZRC 250MZ

QUALIFYING - SECTOR ANALYSIS



SECTOR 1 = FL to I1, SECTOR 2 = I1 to I2, SECTOR 3 = I2 to FL, DIFF = Difference To Personal Best Lap, P = Crossed Finish Line in Pit Lane, D = Time Disallowed

P44 93		Jamie DONALDSON		MZ ETZ 250 - Chilton Motors			
IDEAL LAP TIME : 2:29.832		BEST LAP TIME : 2:29.832		DIFFERENCE : 0.000			
LAP	SECTOR 1	SECTOR 2	SECTOR 3	LAP TIME	MPH	DIFF	TIME OF DAY
1 -	49.816	1:12.089	35.865	2:37.770	55.52	7.938	09:21:29.512
2 -	49.200	1:09.589	36.078	2:34.867 (3)	56.56	5.035	09:24:04.379
3 -	47.108	1:08.813	35.502	2:31.423 (2)	57.85	1.591	09:26:35.802
4 -	46.087	1:08.505	35.240	2:29.832 (1)	58.46		09:29:05.634

P45 41 C		Paul BOWLING		Yamaha TDR250 -			
IDEAL LAP TIME : 2:29.131		BEST LAP TIME : 2:29.836		DIFFERENCE : 0.705			
LAP	SECTOR 1	SECTOR 2	SECTOR 3	LAP TIME	MPH	DIFF	TIME OF DAY
1 -	50.647	1:17.042	36.214	2:43.903	53.44	14.067	09:21:25.812
2 -	49.063	1:13.477	37.779	2:40.319 (3)	54.64	10.483	09:24:06.131
3 -	48.927	1:08.090	34.698	2:31.715 (2)	57.73	1.879	09:26:37.846
4 -	47.364	1:08.795	33.677	2:29.836 (1)	58.46		09:29:07.682

P46 42 C		Martin PEARSON		Yamaha TZR250 - Viking Inspection			
IDEAL LAP TIME : 2:29.950		BEST LAP TIME : 2:30.237		DIFFERENCE : 0.287			
LAP	SECTOR 1	SECTOR 2	SECTOR 3	LAP TIME	MPH	DIFF	TIME OF DAY
1 -	50.168	1:13.587	38.368	2:42.123	54.03	11.886	09:20:56.662
2 -	50.776	1:11.902	36.620	2:39.298 (3)	54.99	9.061	09:23:35.960
3 -	47.907	1:07.818	35.293	2:31.018 (2)	58.00	0.781	09:26:06.978
4 -	48.194	1:07.477	34.566	2:30.237 (1)	58.30		09:28:37.215

P47 73 R		Colvin TURNER		Yamaha TZR250 -			
IDEAL LAP TIME : 2:43.383		BEST LAP TIME : 2:43.645		DIFFERENCE : 0.262			
LAP	SECTOR 1	SECTOR 2	SECTOR 3	LAP TIME	MPH	DIFF	TIME OF DAY
1 -	52.000	1:14.704	36.941	2:43.645 (1)	53.52		09:21:27.229
2 -	51.849	1:30.724	38.130	3:00.703	48.47	17.058	09:24:27.932
3 -	51.905	1:14.593	38.568	2:45.066 (2)	53.06	1.421	09:27:12.998
4 -	54.459	1:17.442	36.991	2:48.892 (3)	51.86	5.247	09:30:01.890

BMCRC - MRO Championships 2020 - Rnd 4 @ Brands Hatch GP

Yamaha Past Masters & BMZRC 250MZ

QUALIFYING - BEST SECTORS

SECTOR 1			SECTOR 2			SECTOR 3			IDEAL / BEST COMPARISON						
POS	NO	NAME	TIME	NO	NAME	TIME	NO	NAME	TIME	POS	NO	NAME	IDEAL	BEST	DIFF
													PERFECT LAP	1:55.637	
1	13	KELMAN	36.404	13	KELMAN	51.716	13	KELMAN	27.517	1	13	KELMAN	1:55.637	1:55.852	0.215
2	24	CARSON	36.493	96	JOHNSON	52.479	96	JOHNSON	27.935	2	96	JOHNSON	1:57.165	1:58.287	1.122
3	96	JOHNSON	36.751	24	CARSON	53.054	24	CARSON	27.939	3	24	CARSON	1:57.486	1:57.763	0.277
4	3	COOPER	38.009	11	BOWN	53.941	3	COOPER	28.126	4	11	BOWN	2:00.830	2:01.288	0.458
5	11	BOWN	38.238	19	BRANTON	54.530	15	PERKINS	28.587	5	19	BRANTON	2:01.748	2:02.475	0.727
6	19	BRANTON	38.523	15	PERKINS	55.308	11	BOWN	28.651	6	15	PERKINS	2:02.924	2:03.008	0.084
7	4	HALIL	38.612	4	HALIL	55.412	19	BRANTON	28.695	7	3	COOPER	2:02.932	2:04.003	1.071
8	15	PERKINS	39.029	74	WHITBY	55.871	26	LEE	28.909	8	4	HALIL	2:02.985	2:03.674	0.689
9	92	CRIPPS	39.044	0	TOLAND	56.042	4	HALIL	28.961	9	74	WHITBY	2:04.658	2:05.121	0.463
10	57	MOOK	39.067	70	BURSCOUGH	56.240	60	GOUGH	29.055	10	70	BURSCOUGH	2:04.698	2:05.425	0.727
11	70	BURSCOUGH	39.297	92	CRIPPS	56.264	70	BURSCOUGH	29.161	11	0	TOLAND	2:04.823	2:04.972	0.149
12	74	WHITBY	39.392	57	MOOK	56.488	0	TOLAND	29.250	12	57	MOOK	2:05.024	2:05.326	0.302
13	75	WOODALL	39.482	3	COOPER	56.797	74	WHITBY	29.395	13	92	CRIPPS	2:05.062	2:05.390	0.328
14	0	TOLAND	39.531	9	HOWLETT	57.131	57	MOOK	29.469	14	60	GOUGH	2:05.823	2:07.143	1.320
15	9	HOWLETT	39.551	60	GOUGH	57.163	9	HOWLETT	29.684	15	9	HOWLETT	2:06.366	2:06.664	0.298
16	60	GOUGH	39.605	81	GRANT	57.642	92	CRIPPS	29.754	16	26	LEE	2:06.832	2:06.832	0.000
17	81	GRANT	39.985	26	LEE	57.662	81	GRANT	29.759	17	81	GRANT	2:07.386	2:07.730	0.344
18	85	WALES	40.064	85	WALES	57.741	85	WALES	30.496	18	75	WOODALL	2:07.931	2:07.931	0.000
19	26	LEE	40.261	75	WOODALL	57.820	99	FIRTH	30.521	19	85	WALES	2:08.301	2:08.301	0.000
20	69	MANN	40.344	53	COATES	58.772	75	WOODALL	30.629	20	53	COATES	2:10.257	2:10.978	0.721
21	56	TURNER	40.403	95	ROGERS	59.142	33	LEWIS	30.783	21	95	ROGERS	2:11.214	2:11.585	0.371
22	53	COATES	40.628	96	KENT	59.187	53	COATES	30.857	22	96	KENT	2:11.317	2:11.317	0.000
23	44	DESSOY	40.712	35	NEWMAN	59.229	96	KENT	30.892	23	35	NEWMAN	2:11.525	2:11.954	0.429
24	35	NEWMAN	40.918	56	TURNER	59.700	69	MANN	30.937	24	56	TURNER	2:11.737	2:12.063	0.326
25	46	MARSHALL	41.083	33	LEWIS	59.807	95	ROGERS	30.949	25	69	MANN	2:11.801	2:11.902	0.101
26	95	ROGERS	41.123	22	FINCH	1:00.188	46	MARSHALL	31.286	26	33	LEWIS	2:12.960	2:13.367	0.407
27	96	KENT	41.238	69	MANN	1:00.520	35	NEWMAN	31.378	27	44	DESSOY	2:13.523	2:13.730	0.207
28	33	LEWIS	42.370	44	DESSOY	1:01.265	100	WIMBLE	31.515	28	46	MARSHALL	2:13.697	2:14.570	0.873
29	22	FINCH	42.555	46	MARSHALL	1:01.328	44	DESSOY	31.546	29	22	FINCH	2:14.420	2:14.420	0.000
30	6	ANSELL	42.768	108	KEEBLE	1:02.501	56	TURNER	31.634	30	6	ANSELL	2:17.380	2:18.071	0.691
31	3	MAUD	42.934	6	ANSELL	1:02.604	22	FINCH	31.677	31	108	KEEBLE	2:17.665	2:17.665	0.000
32	108	KEEBLE	43.276	3	MAUD	1:02.705	108	KEEBLE	31.888	32	3	MAUD	2:18.234	2:18.517	0.283
33	99	FIRTH	43.904	100	WIMBLE	1:03.713	6	ANSELL	32.008	33	99	FIRTH	2:18.976	2:21.397	2.421
34	90	PELLS	43.920	99	FIRTH	1:04.551	67	BAILEY	32.482	34	100	WIMBLE	2:19.255	2:19.845	0.590
35	100	WIMBLE	44.027	46	BRIGDEN	1:04.678	3	MAUD	32.595	35	90	PELLS	2:22.204	2:24.980	2.776
36	566	WILBY	44.502	94	RASHLEIGH	1:04.927	90	PELLS	32.638	36	46	BRIGDEN	2:22.564	2:22.639	0.075
37	46	BRIGDEN	44.577	566	WILBY	1:05.492	94	RASHLEIGH	33.168	37	94	RASHLEIGH	2:23.724	2:23.724	0.000
38	94	RASHLEIGH	45.629	90	PELLS	1:05.646	46	BRIGDEN	33.309	38	566	WILBY	2:23.737	2:23.818	0.081
39	49	MARKS	45.715	38	PETTET	1:06.544	41	BOWLING	33.677	39	67	BAILEY	2:25.413	2:25.413	0.000
40	67	BAILEY	45.771	25	TERRY	1:06.941	566	WILBY	33.743	40	49	MARKS	2:27.709	2:29.157	1.448
41	93	DONALDSON	46.087	67	BAILEY	1:07.160	25	TERRY	34.084	41	38	PETTET	2:27.844	2:28.164	0.320
42	38	PETTET	46.331	49	MARKS	1:07.437	49	MARKS	34.557	42	25	TERRY	2:28.689	2:28.689	0.000
43	41	BOWLING	47.364	42	PEARSON	1:07.477	42	PEARSON	34.566	43	41	BOWLING	2:29.131	2:29.836	0.705
44	25	TERRY	47.664	41	BOWLING	1:08.090	38	PETTET	34.969	44	93	DONALDSON	2:29.832	2:29.832	0.000
45	42	PEARSON	47.907	93	DONALDSON	1:08.505	93	DONALDSON	35.240	45	42	PEARSON	2:29.950	2:30.237	0.287
46	73	TURNER	51.849	73	TURNER	1:14.593	73	TURNER	36.941	46	73	TURNER	2:43.383	2:43.645	0.262
47	67	SPENCER	55.458				67	SPENCER	37.868	47	32	ASHMEAD		2:17.828	
48															
49															

Weather / Track : Cloudy / Wet

Results can be found at www.tsl-timing.com

Brands Hatch GP

Circuit Length = 2.4332 miles

Start: 09:16 Flag 09:28 End: 09:30

Printed - 09:31 Saturday, 03 October 2020

BMCRC - MRO Championships 2020 - Rnd 4 @ Brands Hatch GP

Yamaha Past Masters & BMZRC 250MZ

QUALIFYING - STATISTICS

Competitors Started 49
Planned Start 2020-10-03 @ 09:17:00.000
Actual Start 2020-10-03 @ 09:16:16.831
Finish Time 2020-10-03 @ 09:28:09.448
Track Length 2.4332mi.
Total Laps 215
Total Distance Covered 523.1572mi.

Session Fastest Lap History

NO	CL	NAME	LAP TIME	TIME OF DAY	LAP	VEHICLE
24		Scott CARSON	2:03.668	09:19:54.417	1	Yamaha TZR250
13		Jamie KELMAN	2:02.514	09:20:05.397	1	Yamaha TZR250
13		Jamie KELMAN	1:59.242	09:22:04.638	2	Yamaha TZR250
13		Jamie KELMAN	1:56.591	09:26:02.433	4	Yamaha TZR250
13		Jamie KELMAN	1:56.490	09:27:58.911	5	Yamaha TZR250
13		Jamie KELMAN	1:55.852	09:29:54.774	6	Yamaha TZR250

Flag History

TYPE	TIME OF DAY
GREEN	09:16:16.831
FINISH	09:28:09.448

Flag Statistics

TYPE	COUNT	TOTAL LAPS	TOTAL TIME
Green	1	6	14:18.734
Red	0	0	0.000
Safety Car	0	0	0.000
FCY	0	0	0.000

BMCRC - MRO Championships 2020 - Rnd 4 @ Brands Hatch GP

Yamaha Past Masters & BMZRC 250MZ

QUALIFYING - STATISTICS

CLASS :

16 Starters

Fastest Lap History

NO	NAME	LAP TIME	TIME OF DAY	LAP	VEHICLE
96	Chris KENT	2:19.515	09:20:21.673	1	MZ ETZ 250
44	Robert DESSOY	2:18.059	09:20:23.899	1	MZ ETZ 250
35	Liam NEWMAN	2:17.002	09:20:27.102	1	MZ ETZ 250
85	Andrew WALES	2:14.399	09:20:30.553	1	MZ ETZ 250
35	Liam NEWMAN	2:11.954	09:22:39.050	2	MZ ETZ 250
85	Andrew WALES	2:11.023	09:22:41.576	2	MZ ETZ 250
9	Gary HOWLETT	2:10.450	09:25:10.665	3	MZ TS250
75	Peter WOODALL	2:10.259	09:25:22.692	3	MZ ETZ 250
85	Andrew WALES	2:09.784	09:27:02.749	4	MZ ETZ 250
9	Gary HOWLETT	2:06.664	09:27:17.329	4	MZ TS250

Weather / Track : Cloudy / Wet

Results can be found at www.tsl-timing.com

Page 2 of 6

Brands Hatch GP
Circuit Length = 2.4332 miles
Start: 09:16 Flag 09:28 End: 09:30
Printed - 09:31 Saturday, 03 October 2020

BMCRC - MRO Championships 2020 - Rnd 4 @ Brands Hatch GP

Yamaha Past Masters & BMZRC 250MZ

QUALIFYING - STATISTICS

CLASS : R

6 Starters

Fastest Lap History

NO	NAME	LAP TIME	TIME OF DAY	LAP	VEHICLE
6	Paul ANSELL	2:24.880	09:20:45.849	1	MZ ETZ 250
6	Paul ANSELL	2:20.173	09:23:06.021	2	MZ ETZ 250
6	Paul ANSELL	2:19.471	09:25:25.493	3	MZ ETZ 250
6	Paul ANSELL	2:18.071	09:30:03.636	5	MZ ETZ 250
108	Ian KEEBLE	2:17.665	09:30:17.664	5	MZ ETZ 250

BMCRC - MRO Championships 2020 - Rnd 4 @ Brands Hatch GP

Yamaha Past Masters & BMZRC 250MZ

QUALIFYING - STATISTICS

CLASS :

15 Starters

Fastest Lap History

NO	NAME	LAP TIME	TIME OF DAY	LAP	VEHICLE
24	Scott CARSON	2:03.668	09:19:54.417	1	Yamaha TZR250
13	Jamie KELMAN	2:02.514	09:20:05.397	1	Yamaha TZR250
13	Jamie KELMAN	1:59.242	09:22:04.638	2	Yamaha TZR250
13	Jamie KELMAN	1:56.591	09:26:02.433	4	Yamaha TZR250
13	Jamie KELMAN	1:56.490	09:27:58.911	5	Yamaha TZR250
13	Jamie KELMAN	1:55.852	09:29:54.774	6	Yamaha TZR250

BMCRC - MRO Championships 2020 - Rnd 4 @ Brands Hatch GP

Yamaha Past Masters & BMZRC 250MZ

QUALIFYING - STATISTICS

CLASS : C

9 Starters

Fastest Lap History

NO	NAME	LAP TIME	TIME OF DAY	LAP	VEHICLE
46	Kevin MARSHALL	2:14.570	09:20:07.639	1	Yamaha TZR250
60	Daniel GOUGH	2:09.771	09:20:07.713	1	Yamaha TZR 250
60	Daniel GOUGH	2:08.203	09:22:15.944	2	Yamaha TZR 250
60	Daniel GOUGH	2:07.143	09:28:42.077	5	Yamaha TZR 250

BMCRC - MRO Championships 2020 - Rnd 4 @ Brands Hatch GP

Yamaha Past Masters & BMZRC 250MZ

QUALIFYING - STATISTICS

CLASS : R

3 Starters

Fastest Lap History

NO	NAME	LAP TIME	TIME OF DAY	LAP	VEHICLE
26	Damian LEE	2:22.231	09:20:50.728	1	Yamaha TZR250
26	Damian LEE	2:13.932	09:23:04.660	2	Yamaha TZR250
26	Damian LEE	2:11.248	09:25:15.906	3	Yamaha TZR250
26	Damian LEE	2:09.226	09:27:25.132	4	Yamaha TZR250
26	Damian LEE	2:06.832	09:29:31.965	5	Yamaha TZR250

Weather / Track : Cloudy / Wet

Results can be found at www.tsl-timing.com

Page 6 of 6

Brands Hatch GP
Circuit Length = 2.4332 miles
Start: 09:16 Flag 09:28 End: 09:30

Printed - 09:31 Saturday, 03 October 2020

BMCRC - MRO Championships 2020 - Rnd 4 @ Brands Hatch GP
DFDS Yamaha Past Masters
RACE 2 - GRID (5 Laps)

ROW 10	30		29	59 Neil HESMAN	28	17 Dan MILES	
ROW 9		27	75 Steve HIGERTY	2:43.645	26	73 Colvin TURNER	2:30.237
					25	42 Martin PEARSON	
ROW 8	24	41 Paul BOWLING	2:29.836	2:28.689	23	25 Nigel TERRY	2:25.413
					22	67 Mark BAILEY	
ROW 7		21	99 Paul FIRTH	2:21.397	2:19.845	20	100 Stephen WIMBLE
					19	46 Kevin MARSHALL	2:14.570
ROW 6	18	33 Kieran LEWIS	2:13.367	2:10.978	17	53 Alan COATES	2:07.730
					16	81 Scott GRANT	
ROW 5		15	60 Daniel GOUGH	2:07.143	2:06.832	14	26 Damian LEE
					13	70 Andrew BURSCOUGH	2:05.425
ROW 4	12	92 Derek CRIPPS	2:05.390	2:05.326	11	57 Geoff MOOK	2:05.121
					10	74 Paul WHITBY	
ROW 3		9	0 Paul TOLAND	2:04.972	2:04.003	8	3 Alan COOPER
					7	4 Denis HALIL	2:03.674
ROW 2	6	15 Billy PERKINS	2:03.008	2:02.475	5	19 Peter BRANTON	2:01.288
					4	11 Andrew BOWN	
ROW 1		3	96 Anthony JOHNSON	1:58.287	1:57.763	2	24 Scott CARSON
					1	13 Jamie KELMAN	1:55.852
							Pole

 Brands Hatch GP
 Circuit Length = 2.4332 miles

These results are provisional until the conclusion of any judicial and technical matters.

Clerk Of Course :	Steward :	Timekeeper :
-------------------	-----------	--------------

 Results can be found at www.tsl-timing.com

Printed - 09:32 Saturday, 03 October 2020



BMCRC - MRO Championships 2020 - Rnd 4 @ Brands Hatch GP
DFDS Yamaha Past Masters
RACE 2 - CLASSIFICATION

POS	NO	CL	PIC NAME	ENTRY	LAPS	TIME	GAP	DIFF	MPH	BEST	ON
1	96		1 Anthony JOHNSON	Yamaha TZR 250 - Technical lifting service's	5	9:35.532			76.10	1:53.606	2
2	13		2 Jamie KELMAN	Yamaha TZR250 -	5	9:41.661	6.129	6.129	75.30	1:54.468	3
3	19		3 Peter BRANTON	Yamaha TZR250 - Exactweld Racing	5	9:46.279	10.747	4.618	74.70	1:55.264	2
4	11		4 Andrew BOWN	Yamaha TZR250 -	5	9:46.383	10.851	0.104	74.69	1:54.388	5
5	4		5 Denis HALIL	Yamaha TZR250 - D & A AUTOS	5	9:49.142	13.610	2.759	74.34	1:55.257	3
6	0		6 Paul TOLAND	Yamaha TZR250 - Kippers keys	5	9:50.202	14.670	1.060	74.21	1:55.948	2
7	57		7 Geoff MOOK	Yamaha TZR250 -	5	10:05.118	29.586	14.916	72.38	1:58.682	2
8	70		8 Andrew BURSCOUGH	Yamaha YPVS 350 - Apollo/Merlin/Abbey/Martitaniu	5	10:09.964	34.432	4.846	71.80	2:00.508	2
9	3		9 Alan COOPER	Yamaha TZR250 - twistgrip motorcycles	5	10:17.937	42.405	7.973	70.87	2:00.803	5
10	15		10 Billy PERKINS	Yamaha TZR250 - T.w fuggle & son / Windsor food	5	10:18.739	43.207	0.802	70.78	2:02.158	5
11	60	C	1 Daniel GOUGH	Yamaha TZR 250 - G Force Motorcycles	5	10:29.779	54.247	11.040	69.54	2:02.424	5
12	81		11 Scott GRANT	Yamaha TZR250 - Avbase Flight Group	5	10:29.828	54.296	0.049	69.54	2:02.998	5
13	92		12 Derek CRIPPS	Yamaha TZR250 - Kelly Cripps	5	10:30.520	54.988	0.692	69.46	2:02.672	5
14	53	C	2 Alan COATES	Yamaha TZR250 - Clarendon Motorcycles Hull	5	10:35.785	1:00.253	5.265	68.88	2:02.633	5
15	74		13 Paul WHITBY	Yamaha TZR250 - Greybridge Ltd	5	10:36.522	1:00.990	0.737	68.81	2:02.617	5
16	33	C	3 Kieran LEWIS	Yamaha TZR250 - Controls For Doors Ltd/ G Force	5	10:58.733	1:23.201	22.211	66.49	2:09.951	2
17	46	C	4 Kevin MARSHALL	Yamaha TZR250 -	5	10:59.171	1:23.639	0.438	66.44	2:09.357	2
18	75		14 Steve HIGERTY	Yamaha TZR250 - Cambridge Motorcycles	5	11:24.457	1:48.925	25.286	63.99	2:13.397	4
19	100	R	1 Stephen WIMBLE	Yamaha TZR 250 - www.ypmrc.co.uk	5	11:24.513	1:48.981	0.056	63.98	2:13.295	5
20	42	C	5 Martin PEARSON	Yamaha TZR250 - Viking Inspection	5	11:35.138	1:59.606	10.625	63.00	2:13.782	5
21	25	C	6 Nigel TERRY	Yamaha TZR250 - NTrap Garage Doors	5	11:35.225	1:59.693	0.087	63.00	2:15.437	4
22	41	C	7 Paul BOWLING	Yamaha TDR250 -	5	11:40.234	2:04.702	5.009	62.54	2:15.392	4
23	73	R	2 Colvin TURNER	Yamaha TZR250 -	4	10:21.304	1 Lap	1 Lap	56.39	2:29.851	4

NOT CLASSIFIED

DNF	24		Scott CARSON	Yamaha TZR250 - Brian Grays Powerbiking,All Eng	3	5:51.128	2 Laps	1 Lap	74.84	1:54.660	3
DNF	26	R	Damian LEE	Yamaha TZR250 - Leed Autos	2	4:19.311	3 Laps	1 Lap	67.56	2:05.068	2
DNF	99	C	Paul FIRTH	Yamaha TZR 250 2MA -	1	2:25.699	4 Laps	1 Lap	60.12		
DNF	67	C	Mark BAILEY	Yamaha TZR250 - Gforce motorcycles	1	2:29.410	4 Laps		58.62		

FASTEST LAP

96			Anthony JOHNSON	Yamaha TZR 250 - Technical lifting service's	2	1:53.606		77.10 mph		124.09 kph	
60	C		Daniel GOUGH	Yamaha TZR 250 - G Force Motorcycles	5	2:02.424		71.55 mph		115.15 kph	
26	R		Damian LEE	Yamaha TZR250 - Leed Autos	2	2:05.068		70.04 mph		112.71 kph	

Class - 92.5% of Race Speed = 70.39 mph
 Class C - 92.5% of Race Speed = 64.32 mph
 Class R - 92.5% of Race Speed = 59.18 mph

Brands Hatch GP
 Circuit Length = 2.4332 miles
 Start: 12:07 Flag 12:17 End: 12:19

Weather / Track : Cloudy / Wet

These results are provisional until the conclusion of any judicial and technical matters.

Clerk Of Course :	Steward :	Timekeeper :
-------------------	-----------	--------------

Results can be found at www.tsl-timing.com

Printed - 12:19 Saturday, 03 October 2020



BMCRG - MRO Championships 2020 - Rnd 4 @ Brands Hatch GP

DFDS Yamaha Past Masters

RACE 2 - LAP CHART

LAP 1 @ 12:09:46.712

NO	BEHIND	LAP TIME
96		1:59.539
13	0.915	2:00.454
24	2.209	2:01.748
19	2.722	2:02.261
0	3.357	2:02.896
11	4.881	2:04.420
4	5.248	2:04.787
70	5.868	2:05.407
57	7.822	2:07.361
15	8.059	2:07.598
74	10.157	2:09.696
3	10.376	2:09.915
60	13.330	2:12.869
81	13.919	2:13.458
92	14.475	2:14.014
26	14.704	2:14.243
53	17.527	2:17.066
46	17.674	2:17.213
33	18.231	2:17.770
100	24.628	2:24.167
75	25.066	2:24.605
99	26.160	2:25.699
25	26.639	2:26.178
67	29.871	2:29.410
42	29.998	2:29.537
41	30.518	2:30.057
73	37.449	2:36.988

LAP 2 @ 12:11:40.318

NO	BEHIND	LAP TIME
96		1:53.606
13	2.983	1:55.674
24	3.323	1:54.720
19	4.380	1:55.264
0	5.699	1:55.948
11	6.691	1:55.416
4	8.139	1:56.497
70	12.770	2:00.508
57	12.898	1:58.682
15	16.967	2:02.514
3	18.695	2:01.925
74	23.928	2:07.377
60	24.344	2:04.620
81	25.685	2:05.372
26	26.166	2:05.068
92	26.388	2:05.519
53	32.066	2:08.145
46	33.425	2:09.357
33	34.576	2:09.951
75	45.630	2:14.170
100	45.844	2:14.822
25	50.765	2:17.732
42	55.814	2:19.422
41	56.520	2:19.608
73	1:20.349	2:36.506

LAP 3 @ 12:13:34.134

NO	BEHIND	LAP TIME
96		1:53.816
13	3.635	1:54.468
24	4.167	1:54.660

19	6.229	1:55.665	74	1:00.990	2:02.617
0	9.066	1:57.183	33	1:23.201	2:10.255
11	9.315	1:56.440	46	1:23.639	2:09.442
4	9.580	1:55.257	75	1:48.925	2:14.555
57	18.153	1:59.071	100	1:48.981	2:13.295
70	20.330	2:01.376	42	1:59.606	2:13.782
15	25.821	2:02.670	25	1:59.693	2:17.373
3	26.016	2:01.137	41	2:04.702	2:17.061
81	35.683	2:03.814			
60	35.949	2:05.421			
92	36.617	2:04.045			
74	40.175	2:10.063			
53	43.257	2:05.007			
46	50.408	2:10.799			
33	50.773	2:10.013			
100	1:08.245	2:16.217			
75	1:09.544	2:17.730			
25	1:15.454	2:18.505			
42	1:20.071	2:18.073			
41	1:20.820	2:18.116			

LAP 4 @ 12:15:28.600

NO	BEHIND	LAP TIME
96		1:54.466
13	3.957	1:54.788
19	8.813	1:57.050
73	1 Lap	2:37.959
11	10.568	1:55.719
0	11.725	1:57.125
4	12.049	1:56.935
57	23.446	1:59.759
70	27.247	2:01.383
15	35.154	2:03.799
3	35.707	2:04.157
81	45.403	2:04.186
60	45.928	2:04.445
92	46.421	2:04.270
53	51.725	2:02.934
74	52.478	2:06.769
33	1:07.051	2:10.744
46	1:08.302	2:12.360
75	1:28.475	2:13.397
100	1:29.791	2:16.012
25	1:36.425	2:15.437
42	1:39.929	2:14.324
41	1:41.746	2:15.392

LAP 5 @ 12:17:22.705

NO	BEHIND	LAP TIME
96		1:54.105
13	6.129	1:56.277
19	10.747	1:56.039
11	10.851	1:54.388
4	13.610	1:55.666
0	14.670	1:57.050
57	29.586	2:00.245
70	34.432	2:01.290
3	42.405	2:00.803
15	43.207	2:02.158
73	1 Lap	2:29.851
60	54.247	2:02.424
81	54.296	2:02.998
92	54.988	2:02.672
53	1:00.253	2:02.633

Weather / Track : Cloudy / Wet

Results can be found at www.tsl-timing.com

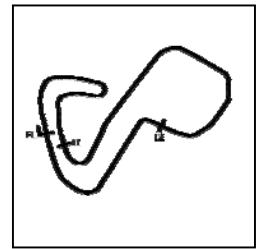
Brands Hatch GP
Circuit Length = 2.4332 miles
Start: 12:07 Flag 12:17 End: 12:19

Printed - 12:20 Saturday, 03 October 2020

BMCRC - MRO Championships 2020 - Rnd 4 @ Brands Hatch GP

DFDS Yamaha Past Masters

RACE 2 - SECTOR ANALYSIS



SECTOR 1 = FL to I1, SECTOR 2 = I1 to I2, SECTOR 3 = I2 to FL, DIFF = Difference To Personal Best Lap, P = Crossed Finish Line in Pit Lane, D = Time Disallowed

P1 96		Anthony JOHNSON		Yamaha TZR 250 - Technical lifting service's			
IDEAL LAP TIME : 1:53.305		BEST LAP TIME : 1:53.606		DIFFERENCE : 0.301			
LAP	SECTOR 1	SECTOR 2	SECTOR 3	LAP TIME	MPH	DIFF	TIME OF DAY
1 -		51.401	26.889	1:59.539	73.27	5.933	12:09:46.712
2 -	35.715	50.862	27.029	1:53.606 (1)	77.10		12:11:40.318
3 -	36.226	50.797	26.793	1:53.816 (2)	76.96	0.210	12:13:34.134
4 -	36.073	51.322	27.071	1:54.466	76.52	0.860	12:15:28.600
5 -	36.166	50.874	27.065	1:54.105 (3)	76.77	0.499	12:17:22.705

P2 13		Jamie KELMAN		Yamaha TZR250 -			
IDEAL LAP TIME : 1:54.134		BEST LAP TIME : 1:54.468		DIFFERENCE : 0.334			
LAP	SECTOR 1	SECTOR 2	SECTOR 3	LAP TIME	MPH	DIFF	TIME OF DAY
1 -		51.993	27.265	2:00.454	72.72	5.986	12:09:47.627
2 -	36.709	51.810	27.155	1:55.674 (3)	75.72	1.206	12:11:43.301
3 -	36.494	50.912	27.062	1:54.468 (1)	76.52		12:13:37.769
4 -	36.160	51.538	27.090	1:54.788 (2)	76.31	0.320	12:15:32.557
5 -	36.568	52.035	27.674	1:56.277	75.33	1.809	12:17:28.834

P3 19		Peter BRANTON		Yamaha TZR250 - Exactweld Racing			
IDEAL LAP TIME : 1:55.202		BEST LAP TIME : 1:55.264		DIFFERENCE : 0.062			
LAP	SECTOR 1	SECTOR 2	SECTOR 3	LAP TIME	MPH	DIFF	TIME OF DAY
1 -		52.046	27.276	2:02.261	71.64	6.997	12:09:49.434
2 -	36.747	51.659	26.858	1:55.264 (1)	75.99		12:11:44.698
3 -	36.840	51.597	27.228	1:55.665 (2)	75.73	0.401	12:13:40.363
4 -	36.767	52.535	27.748	1:57.050	74.83	1.786	12:15:37.413
5 -	36.875	51.764	27.400	1:56.039 (3)	75.49	0.775	12:17:33.452

P4 11		Andrew BOWN		Yamaha TZR250 -			
IDEAL LAP TIME : 1:54.193		BEST LAP TIME : 1:54.388		DIFFERENCE : 0.195			
LAP	SECTOR 1	SECTOR 2	SECTOR 3	LAP TIME	MPH	DIFF	TIME OF DAY
1 -		52.708	27.131	2:04.420	70.40	10.032	12:09:51.593
2 -	36.885	51.594	26.937	1:55.416 (2)	75.89	1.028	12:11:47.009
3 -	37.305	51.876	27.259	1:56.440	75.23	2.052	12:13:43.449
4 -	37.224	51.756	26.739	1:55.719 (3)	75.69	1.331	12:15:39.168
5 -	36.459	50.995	26.934	1:54.388 (1)	76.58		12:17:33.556

P5 4		Denis HALIL		Yamaha TZR250 - D & A AUTOS			
IDEAL LAP TIME : 1:55.225		BEST LAP TIME : 1:55.257		DIFFERENCE : 0.032			
LAP	SECTOR 1	SECTOR 2	SECTOR 3	LAP TIME	MPH	DIFF	TIME OF DAY
1 -		53.045	27.723	2:04.787	70.19	9.530	12:09:51.960
2 -	36.806	52.340	27.351	1:56.497 (3)	75.19	1.240	12:11:48.457
3 -	36.785	51.363	27.109	1:55.257 (1)	76.00		12:13:43.714
4 -	37.245	52.307	27.383	1:56.935	74.91	1.678	12:15:40.649
5 -	37.053	51.536	27.077	1:55.666 (2)	75.73	0.409	12:17:36.315

P6 0		Paul TOLAND		Yamaha TZR250 - Kippers keys			
IDEAL LAP TIME : 1:55.837		BEST LAP TIME : 1:55.948		DIFFERENCE : 0.111			
LAP	SECTOR 1	SECTOR 2	SECTOR 3	LAP TIME	MPH	DIFF	TIME OF DAY
1 -		51.854	27.579	2:02.896	71.27	6.948	12:09:50.069
2 -	36.877	51.965	27.106	1:55.948 (1)	75.54		12:11:46.017
3 -	37.642	52.153	27.388	1:57.183	74.75	1.235	12:13:43.200
4 -	37.460	52.385	27.280	1:57.125 (3)	74.79	1.177	12:15:40.325
5 -	37.582	52.009	27.459	1:57.050 (2)	74.83	1.102	12:17:37.375

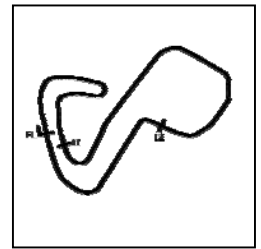
Weather / Track : Cloudy / Wet

Brands Hatch GP
Circuit Length = 2.4332 miles
Start: 12:07 Flag 12:17 End: 12:19

BMCRC - MRO Championships 2020 - Rnd 4 @ Brands Hatch GP

DFDS Yamaha Past Masters

RACE 2 - SECTOR ANALYSIS



SECTOR 1 = FL to I1, SECTOR 2 = I1 to I2, SECTOR 3 = I2 to FL, DIFF = Difference To Personal Best Lap, P = Crossed Finish Line in Pit Lane, D = Time Disallowed

P7 57		Geoff MOOK		Yamaha TZR250 -			
IDEAL LAP TIME : 1:58.221		BEST LAP TIME : 1:58.682		DIFFERENCE : 0.461			
LAP	SECTOR 1	SECTOR 2	SECTOR 3	LAP TIME	MPH	DIFF	TIME OF DAY
1 -		54.794	27.856	2:07.361	68.77	8.679	12:09:54.534
2 -	37.396	52.969	28.317	1:58.682 (1)	73.80		12:11:53.216
3 -	37.492	53.382	28.197	1:59.071 (2)	73.56	0.389	12:13:52.287
4 -	37.686	53.620	28.453	1:59.759 (3)	73.14	1.077	12:15:52.046
5 -	37.626	54.177	28.442	2:00.245	72.84	1.563	12:17:52.291

P8 70		Andrew BURSCOUGH		Yamaha YPVS 350 - Apollo/Merlin/Abbey/Martitaniium			
IDEAL LAP TIME : 1:59.088		BEST LAP TIME : 2:00.508		DIFFERENCE : 1.420			
LAP	SECTOR 1	SECTOR 2	SECTOR 3	LAP TIME	MPH	DIFF	TIME OF DAY
1 -		53.612	27.726	2:05.407	69.85	4.899	12:09:52.580
2 -	37.750	54.352	28.406	2:00.508 (1)	72.69		12:11:53.088
3 -	38.611	54.382	28.383	2:01.376 (3)	72.17	0.868	12:13:54.464
4 -	38.656	54.266	28.461	2:01.383	72.16	0.875	12:15:55.847
5 -	38.072	54.742	28.476	2:01.290 (2)	72.22	0.782	12:17:57.137

P9 3		Alan COOPER		Yamaha TZR250 - twistgrip motorcycles			
IDEAL LAP TIME : 2:00.595		BEST LAP TIME : 2:00.803		DIFFERENCE : 0.208			
LAP	SECTOR 1	SECTOR 2	SECTOR 3	LAP TIME	MPH	DIFF	TIME OF DAY
1 -		54.939	27.946	2:09.915	67.42	9.112	12:09:57.088
2 -	38.743	54.922	28.260	2:01.925 (3)	71.84	1.122	12:11:59.013
3 -	38.212	54.480	28.445	2:01.137 (2)	72.31	0.334	12:14:00.150
4 -	38.952	56.602	28.603	2:04.157	70.55	3.354	12:16:04.307
5 -	38.420	54.474	27.909	2:00.803 (1)	72.51		12:18:05.110

P10 15		Billy PERKINS		Yamaha TZR250 - T.w fuggle & son / Windsor food machinery			
IDEAL LAP TIME : 2:01.403		BEST LAP TIME : 2:02.158		DIFFERENCE : 0.755			
LAP	SECTOR 1	SECTOR 2	SECTOR 3	LAP TIME	MPH	DIFF	TIME OF DAY
1 -		55.610	28.072	2:07.598	68.65	5.440	12:09:54.771
2 -	38.496	55.077	28.941	2:02.514 (2)	71.50	0.356	12:11:57.285
3 -	38.612	55.067	28.991	2:02.670 (3)	71.40	0.512	12:13:59.955
4 -	38.757	56.409	28.633	2:03.799	70.75	1.641	12:16:03.754
5 -	38.264	55.519	28.375	2:02.158 (1)	71.70		12:18:05.912

P11 60 C		Daniel GOUGH		Yamaha TZR 250 - G Force Motorcycles			
IDEAL LAP TIME : 2:01.683		BEST LAP TIME : 2:02.424		DIFFERENCE : 0.741			
LAP	SECTOR 1	SECTOR 2	SECTOR 3	LAP TIME	MPH	DIFF	TIME OF DAY
1 -		56.060	29.340	2:12.869	65.92	10.445	12:10:00.042
2 -	39.869	55.854	28.897	2:04.620 (3)	70.29	2.196	12:12:04.662
3 -	38.779	55.456	31.186	2:05.421	69.84	2.997	12:14:10.083
4 -	39.404	55.811	29.230	2:04.445 (2)	70.39	2.021	12:16:14.528
5 -	39.520	54.323	28.581	2:02.424 (1)	71.55		12:18:16.952

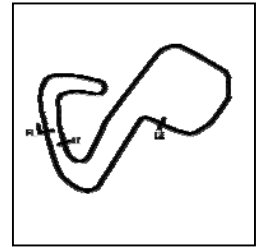
P12 81		Scott GRANT		Yamaha TZR250 - Avbase Flight Group			
IDEAL LAP TIME : 2:01.995		BEST LAP TIME : 2:02.998		DIFFERENCE : 1.003			
LAP	SECTOR 1	SECTOR 2	SECTOR 3	LAP TIME	MPH	DIFF	TIME OF DAY
1 -		56.418	29.497	2:13.458	65.63	10.460	12:10:00.631
2 -	40.540	55.665	29.167	2:05.372	69.87	2.374	12:12:06.003
3 -	40.189	54.198	29.427	2:03.814 (2)	70.75	0.816	12:14:09.817
4 -	39.445	55.430	29.311	2:04.186 (3)	70.53	1.188	12:16:14.003
5 -	40.237	54.409	28.352	2:02.998 (1)	71.21		12:18:17.001

Weather / Track : Cloudy / Wet

BMCRC - MRO Championships 2020 - Rnd 4 @ Brands Hatch GP

DFDS Yamaha Past Masters

RACE 2 - SECTOR ANALYSIS



SECTOR 1 = FL to I1, SECTOR 2 = I1 to I2, SECTOR 3 = I2 to FL, DIFF = Difference To Personal Best Lap, P = Crossed Finish Line in Pit Lane, D = Time Disallowed

P13 92		Derek CRIPPS		Yamaha TZR250 - Kelly Cripps			
IDEAL LAP TIME : 2:02.543		BEST LAP TIME : 2:02.672		DIFFERENCE : 0.129			
LAP	SECTOR 1	SECTOR 2	SECTOR 3	LAP TIME	MPH	DIFF	TIME OF DAY
1 -		56.725	29.298	2:14.014	65.36	11.342	12:10:01.187
2 -	40.597	55.791	29.131	2:05.519	69.78	2.847	12:12:06.706
3 -	39.680	54.902	29.463	2:04.045 (2)	70.61	1.373	12:14:10.751
4 -	39.890	55.467	28.913	2:04.270 (3)	70.49	1.598	12:16:15.021
5 -	39.245	55.031	28.396	2:02.672 (1)	71.40		12:18:17.693

P14 53 C		Alan COATES		Yamaha TZR250 - Clarendon Motorcycles Hull			
IDEAL LAP TIME : 2:01.915		BEST LAP TIME : 2:02.633		DIFFERENCE : 0.718			
LAP	SECTOR 1	SECTOR 2	SECTOR 3	LAP TIME	MPH	DIFF	TIME OF DAY
1 -		58.885	29.558	2:17.066	63.90	14.433	12:10:04.239
2 -	40.293	58.421	29.431	2:08.145	68.35	5.512	12:12:12.384
3 -	39.091	56.668	29.248	2:05.007 (3)	70.07	2.374	12:14:17.391
4 -	38.081	56.089	28.764	2:02.934 (2)	71.25	0.301	12:16:20.325
5 -	38.365	55.070	29.198	2:02.633 (1)	71.43		12:18:22.958

P15 74		Paul WHITBY		Yamaha TZR250 - Greybridge Ltd			
IDEAL LAP TIME : 2:02.043		BEST LAP TIME : 2:02.617		DIFFERENCE : 0.574			
LAP	SECTOR 1	SECTOR 2	SECTOR 3	LAP TIME	MPH	DIFF	TIME OF DAY
1 -		54.422	28.454	2:09.696	67.54	7.079	12:09:56.869
2 -	39.821	57.974	29.582	2:07.377 (3)	68.77	4.760	12:12:04.246
3 -	42.604	57.323	30.136	2:10.063	67.35	7.446	12:14:14.309
4 -	41.301	56.034	29.434	2:06.769 (2)	69.10	4.152	12:16:21.078
5 -	39.167	54.464	28.986	2:02.617 (1)	71.44		12:18:23.695

P16 33 C		Kieran LEWIS		Yamaha TZR250 - Controls For Doors Ltd/ G Force Motorcycles			
IDEAL LAP TIME : 2:08.264		BEST LAP TIME : 2:09.951		DIFFERENCE : 1.687			
LAP	SECTOR 1	SECTOR 2	SECTOR 3	LAP TIME	MPH	DIFF	TIME OF DAY
1 -		58.410	29.584	2:17.770	63.58	7.819	12:10:04.943
2 -	40.505	59.057	30.389	2:09.951 (1)	67.40		12:12:14.894
3 -	40.728	58.175	31.110	2:10.013 (2)	67.37	0.062	12:14:24.907
4 -	41.448	59.210	30.086	2:10.744	66.99	0.793	12:16:35.651
5 -	40.941	58.734	30.580	2:10.255 (3)	67.25	0.304	12:18:45.906

P17 46 C		Kevin MARSHALL		Yamaha TZR250 -			
IDEAL LAP TIME : 2:08.553		BEST LAP TIME : 2:09.357		DIFFERENCE : 0.804			
LAP	SECTOR 1	SECTOR 2	SECTOR 3	LAP TIME	MPH	DIFF	TIME OF DAY
1 -		58.848	29.890	2:17.213	63.84	7.856	12:10:04.386
2 -	40.296	58.448	30.613	2:09.357 (1)	67.71		12:12:13.743
3 -	40.681	59.007	31.111	2:10.799 (3)	66.97	1.442	12:14:24.542
4 -	41.399	1:00.812	30.149	2:12.360	66.18	3.003	12:16:36.902
5 -	40.848	58.785	29.809	2:09.442 (2)	67.67	0.085	12:18:46.344

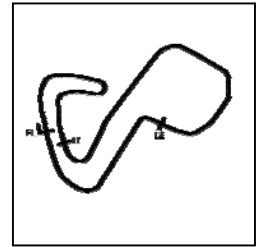
P18 75		Steve HIGERTY		Yamaha TZR250 - Cambridge Motorcycles			
IDEAL LAP TIME : 2:12.644		BEST LAP TIME : 2:13.397		DIFFERENCE : 0.753			
LAP	SECTOR 1	SECTOR 2	SECTOR 3	LAP TIME	MPH	DIFF	TIME OF DAY
1 -		1:01.923	30.712	2:24.605	60.57	11.208	12:10:11.778
2 -	44.328	59.197	30.645	2:14.170 (2)	65.28	0.773	12:12:25.948
3 -	43.660	1:02.157	31.913	2:17.730	63.60	4.333	12:14:43.678
4 -	43.252	59.354	30.791	2:13.397 (1)	65.66		12:16:57.075
5 -	44.370	58.747	31.438	2:14.555 (3)	65.10	1.158	12:19:11.630

Weather / Track : Cloudy / Wet

BMCRC - MRO Championships 2020 - Rnd 4 @ Brands Hatch GP

DFDS Yamaha Past Masters

RACE 2 - SECTOR ANALYSIS



SECTOR 1 = FL to I1, SECTOR 2 = I1 to I2, SECTOR 3 = I2 to FL, DIFF = Difference To Personal Best Lap, P = Crossed Finish Line in Pit Lane, D = Time Disallowed

P19 100 R		Stephen WIMBLE		Yamaha TZR 250 - www.ypmrc.co.uk			
IDEAL LAP TIME : 2:12.846		BEST LAP TIME : 2:13.295		DIFFERENCE : 0.449			
LAP	SECTOR 1	SECTOR 2	SECTOR 3	LAP TIME	MPH	DIFF	TIME OF DAY
1 -		1:01.837	31.121	2:24.167	60.76	10.872	12:10:11.340
2 -	41.945	1:01.272	31.605	2:14.822 (2)	64.97	1.527	12:12:26.162
3 -	42.155	1:02.481	31.581	2:16.217	64.30	2.922	12:14:42.379
4 -	43.104	1:01.818	31.090	2:16.012 (3)	64.40	2.717	12:16:58.391
5 -	42.394	59.922	30.979	2:13.295 (1)	65.71		12:19:11.686

P20 42 C		Martin PEARSON		Yamaha TZR250 - Viking Inspection			
IDEAL LAP TIME : 2:13.473		BEST LAP TIME : 2:13.782		DIFFERENCE : 0.309			
LAP	SECTOR 1	SECTOR 2	SECTOR 3	LAP TIME	MPH	DIFF	TIME OF DAY
1 -		1:03.933	32.384	2:29.537	58.57	15.755	12:10:16.710
2 -	44.673	1:02.416	32.333	2:19.422	62.82	5.640	12:12:36.132
3 -	43.770	1:02.052	32.251	2:18.073 (3)	63.44	4.291	12:14:54.205
4 -	42.452	1:00.365	31.507	2:14.324 (2)	65.21	0.542	12:17:08.529
5 -	41.968	59.998	31.816	2:13.782 (1)	65.47		12:19:22.311

P21 25 C		Nigel TERRY		Yamaha TZR250 - NTrap Garage Doors			
IDEAL LAP TIME : 2:15.437		BEST LAP TIME : 2:15.437		DIFFERENCE : 0.000			
LAP	SECTOR 1	SECTOR 2	SECTOR 3	LAP TIME	MPH	DIFF	TIME OF DAY
1 -		1:02.233	33.178	2:26.178	59.92	10.741	12:10:13.351
2 -	43.307	1:02.025	32.400	2:17.732 (3)	63.60	2.295	12:12:31.083
3 -	43.481	1:01.615	33.409	2:18.505	63.24	3.068	12:14:49.588
4 -	42.529	1:01.171	31.737	2:15.437 (1)	64.67		12:17:05.025
5 -	43.446	1:01.451	32.476	2:17.373 (2)	63.76	1.936	12:19:22.398

P22 41 C		Paul BOWLING		Yamaha TDR250 -			
IDEAL LAP TIME : 2:15.271		BEST LAP TIME : 2:15.392		DIFFERENCE : 0.121			
LAP	SECTOR 1	SECTOR 2	SECTOR 3	LAP TIME	MPH	DIFF	TIME OF DAY
1 -		1:02.785	32.610	2:30.057	58.37	14.665	12:10:17.230
2 -	45.181	1:03.007	31.420	2:19.608	62.74	4.216	12:12:36.838
3 -	44.015	1:02.319	31.782	2:18.116 (3)	63.42	2.724	12:14:54.954
4 -	43.244	1:01.203	30.945	2:15.392 (1)	64.69		12:17:10.346
5 -	43.123	1:02.218	31.720	2:17.061 (2)	63.91	1.669	12:19:27.407

P23 73 R		Colvin TURNER		Yamaha TZR250 -			
IDEAL LAP TIME : 2:27.195		BEST LAP TIME : 2:29.851		DIFFERENCE : 2.656			
LAP	SECTOR 1	SECTOR 2	SECTOR 3	LAP TIME	MPH	DIFF	TIME OF DAY
1 -		1:06.528	35.465	2:36.988	55.79	7.137	12:10:24.161
2 -	49.006	1:12.525	34.975	2:36.506 (2)	55.97	6.655	12:13:00.667
3 -	50.216	1:11.895	35.848	2:37.959 (3)	55.45	8.108	12:15:38.626
4 -	47.599	1:09.184	33.068	2:29.851 (1)	58.45		12:18:08.477

P24 24		Scott CARSON		Yamaha TZR250 - Brian Grays Powerbiking, All England Diamor			
IDEAL LAP TIME : 1:54.325		BEST LAP TIME : 1:54.660		DIFFERENCE : 0.335			
LAP	SECTOR 1	SECTOR 2	SECTOR 3	LAP TIME	MPH	DIFF	TIME OF DAY
1 -		52.465	27.384	2:01.748	71.95	7.088	12:09:48.921
2 -	35.890	51.700	27.130	1:54.720 (2)	76.35	0.060	12:11:43.641
3 -	36.103	51.489	27.068	1:54.660 (1)	76.39		12:13:38.301

P25 26 R		Damian LEE		Yamaha TZR250 - Leed Autos			
IDEAL LAP TIME : 2:01.631		BEST LAP TIME : 2:05.068		DIFFERENCE : 3.437			
LAP	SECTOR 1	SECTOR 2	SECTOR 3	LAP TIME	MPH	DIFF	TIME OF DAY
1 -		57.959	28.188	2:14.243	65.25	9.175	12:10:01.416
2 -	39.945	56.678	28.445	2:05.068 (1)	70.04		12:12:06.484

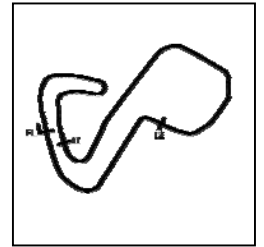
Weather / Track : Cloudy / Wet

Brands Hatch GP
Circuit Length = 2.4332 miles
Start: 12:07 Flag 12:17 End: 12:19

BMCRC - MRO Championships 2020 - Rnd 4 @ Brands Hatch GP

DFDS Yamaha Past Masters

RACE 2 - SECTOR ANALYSIS



SECTOR 1 = FL to I1, SECTOR 2 = I1 to I2, SECTOR 3 = I2 to FL, DIFF = Difference To Personal Best Lap, P = Crossed Finish Line in Pit Lane, D = Time Disallowed

P26 99 C Paul FIRTH		Yamaha TZR 250 2MA -					
IDEAL LAP TIME : 2:24.067		BEST LAP TIME :		DIFFERENCE :			
LAP	SECTOR 1	SECTOR 2	SECTOR 3	LAP TIME	MPH	DIFF	TIME OF DAY
1 -		1:01.917	32.267	2:25.699	60.12		12:10:12.872

P27 67 C Mark BAILEY		Yamaha TZR250 - Gforce motorcycles					
IDEAL LAP TIME : 2:27.305		BEST LAP TIME :		DIFFERENCE :			
LAP	SECTOR 1	SECTOR 2	SECTOR 3	LAP TIME	MPH	DIFF	TIME OF DAY
1 -		1:06.506	32.948	2:29.410	58.62		12:10:16.583

Weather / Track : Cloudy / Wet

BMCRC - MRO Championships 2020 - Rnd 4 @ Brands Hatch GP

DFDS Yamaha Past Masters

RACE 2 - BEST SECTORS

SECTOR 1			SECTOR 2			SECTOR 3			IDEAL / BEST COMPARISON						
POS	NO	NAME	TIME	NO	NAME	TIME	NO	NAME	TIME	POS	NO	NAME	IDEAL	BEST	DIFF
													PERFECT LAP	1:53.251	
1	96	JOHNSON	35.715	96	JOHNSON	50.797	11	BOWN	26.739	1	96	JOHNSON	1:53.305	1:53.606	0.301
2	24	CARSON	35.768	13	KELMAN	50.912	96	JOHNSON	26.793	2	13	KELMAN	1:54.134	1:54.468	0.334
3	13	KELMAN	36.160	11	BOWN	50.995	19	BRANTON	26.858	3	11	BOWN	1:54.193	1:54.388	0.195
4	11	BOWN	36.459	4	HALIL	51.363	13	KELMAN	27.062	4	24	CARSON	1:54.325	1:54.660	0.335
5	19	BRANTON	36.747	24	CARSON	51.489	24	CARSON	27.068	5	19	BRANTON	1:55.202	1:55.264	0.062
6	4	HALIL	36.785	19	BRANTON	51.597	4	HALIL	27.077	6	4	HALIL	1:55.225	1:55.257	0.032
7	0	TOLAND	36.877	0	TOLAND	51.854	0	TOLAND	27.106	7	0	TOLAND	1:55.837	1:55.948	0.111
8	57	MOOK	37.396	57	MOOK	52.969	70	BURSCOUGH	27.726	8	57	MOOK	1:58.221	1:58.682	0.461
9	70	BURSCOUGH	37.750	70	BURSCOUGH	53.612	57	MOOK	27.856	9	70	BURSCOUGH	1:59.088	2:00.508	1.420
10	53	COATES	38.081	26	LEE	53.957	3	COOPER	27.909	10	3	COOPER	2:00.595	2:00.803	0.208
11	3	COOPER	38.212	81	GRANT	54.198	15	PERKINS	28.072	11	15	PERKINS	2:01.403	2:02.158	0.755
12	15	PERKINS	38.264	60	GOUGH	54.323	26	LEE	28.188	12	26	LEE	2:01.631	2:05.068	3.437
13	60	GOUGH	38.779	74	WHITBY	54.422	81	GRANT	28.352	13	60	GOUGH	2:01.683	2:02.424	0.741
14	74	WHITBY	39.167	3	COOPER	54.474	92	CRIPPS	28.396	14	53	COATES	2:01.915	2:02.633	0.718
15	92	CRIPPS	39.245	92	CRIPPS	54.902	74	WHITBY	28.454	15	81	GRANT	2:01.995	2:02.998	1.003
16	81	GRANT	39.445	15	PERKINS	55.067	60	GOUGH	28.581	16	74	WHITBY	2:02.043	2:02.617	0.574
17	26	LEE	39.486	53	COATES	55.070	53	COATES	28.764	17	92	CRIPPS	2:02.543	2:02.672	0.129
18	46	MARSHALL	40.296	33	LEWIS	58.175	33	LEWIS	29.584	18	33	LEWIS	2:08.264	2:09.951	1.687
19	33	LEWIS	40.505	46	MARSHALL	58.448	46	MARSHALL	29.809	19	46	MARSHALL	2:08.553	2:09.357	0.804
20	100	WIMBLE	41.945	75	HIGERTY	58.747	75	HIGERTY	30.645	20	75	HIGERTY	2:12.644	2:13.397	0.753
21	42	PEARSON	41.968	100	WIMBLE	59.922	41	BOWLING	30.945	21	100	WIMBLE	2:12.846	2:13.295	0.449
22	25	TERRY	42.529	42	PEARSON	59.998	100	WIMBLE	30.979	22	42	PEARSON	2:13.473	2:13.782	0.309
23	41	BOWLING	43.123	25	TERRY	1:01.171	42	PEARSON	31.507	23	41	BOWLING	2:15.271	2:15.392	0.121
24	75	HIGERTY	43.252	41	BOWLING	1:01.203	25	TERRY	31.737	24	25	TERRY	2:15.437	2:15.437	0.000
25	73	TURNER	47.599	99	FIRTH	1:01.917	99	FIRTH	32.267	25	99	FIRTH	2:24.067		
26	67	BAILEY	47.851	67	BAILEY	1:06.506	67	BAILEY	32.948	26	73	TURNER	2:27.195	2:29.851	2.656
27	99	FIRTH	49.883	73	TURNER	1:06.528	73	TURNER	33.068	27	67	BAILEY	2:27.305		

Weather / Track : Cloudy / Wet

Results can be found at www.tsl-timing.com

Brands Hatch GP

Circuit Length = 2.4332 miles

Start: 12:07 Flag 12:17 End: 12:19

Printed - 12:20 Saturday, 03 October 2020

BMCRC - MRO Championships 2020 - Rnd 4 @ Brands Hatch GP

DFDS Yamaha Past Masters

RACE 2 - STATISTICS

Competitors Started 27
Planned Start 2020-10-03 @ 11:55:00.000
Actual Start 2020-10-03 @ 12:07:47.172
Finish Time 2020-10-03 @ 12:17:22.704
Track Length 2.4332mi.
Total Laps 121
Total Distance Covered 294.4280mi.

Session Fastest Lap History

NO	CL	NAME	LAP TIME	TIME OF DAY	LAP	VEHICLE
96		Anthony JOHNSON	1:53.606	12:11:40.330	2	Yamaha TZR 250

Session Leader History

NO	CL	NAME	FROM LAP	LAPS LED	DISTANCE	VEHICLE
96		Anthony JOHNSON	1	5	12.16 miles	Yamaha TZR 250

Flag History

TYPE	TIME OF DAY
GREEN	12:07:47.172
FINISH	12:17:22.704

Flag Statistics

TYPE	COUNT	TOTAL LAPS	TOTAL TIME
Green	1	5	11:44.704
Red	0	0	0.000
Safety Car	0	0	0.000
FCY	0	0	0.000

BMCRC - MRO Championships 2020 - Rnd 4 @ Brands Hatch GP

DFDS Yamaha Past Masters

RACE 2 - STATISTICS

CLASS :

15 Starters

Fastest Lap History

NO	NAME	LAP TIME	TIME OF DAY	LAP	VEHICLE
96	Anthony JOHNSON	1:53.606	12:11:40.330	2	Yamaha TZR 250

Leader History

NO	NAME	FROM LAP	LAPS LED	DISTANCE	VEHICLE
96	Anthony JOHNSON	1	5	12.16 miles	Yamaha TZR 250

BMCRC - MRO Championships 2020 - Rnd 4 @ Brands Hatch GP

DFDS Yamaha Past Masters

RACE 2 - STATISTICS

CLASS : C

9 Starters

Fastest Lap History

NO	NAME	LAP TIME	TIME OF DAY	LAP	VEHICLE
60	Daniel GOUGH	2:04.620	12:12:04.690	2	Yamaha TZR 250
60	Daniel GOUGH	2:04.445	12:16:14.556	4	Yamaha TZR 250
53	Alan COATES	2:02.934	12:16:20.354	4	Yamaha TZR250
60	Daniel GOUGH	2:02.424	12:18:16.980	5	Yamaha TZR 250

Leader History

NO	NAME	FROM LAP	LAPS LED	DISTANCE	VEHICLE
60	Daniel GOUGH	1	5	12.16 miles	Yamaha TZR 250

BMCRC - MRO Championships 2020 - Rnd 4 @ Brands Hatch GP

DFDS Yamaha Past Masters

RACE 2 - STATISTICS

CLASS : R

3 Starters

Fastest Lap History

NO	NAME	LAP TIME	TIME OF DAY	LAP	VEHICLE
26	Damian LEE	2:05.068	12:12:06.494	2	Yamaha TZR250

Leader History

NO	NAME	FROM LAP	LAPS LED	DISTANCE	VEHICLE
26	Damian LEE	1	2	4.86 miles	Yamaha TZR250
100	Stephen WIMBLE	3	3	7.29 miles	Yamaha TZR 250

BMCRC - MRO Championships 2020 - Rnd 4 @ Brands Hatch GP
DFDS Yamaha Past Masters
RACE 13 - GRID (5 Laps)

ROW 10	30		29	59 Neil HESMAN	28	17 Dan MILES	
ROW 9		27	67 Mark BAILEY	26	99 Paul FIRTH	25	73 Colvin TURNER 2:29.851
ROW 8	24	25 Nigel TERRY 2:15.437	23	41 Paul BOWLING 2:15.392	22	42 Martin PEARSON 2:13.782	
ROW 7		21	75 Steve HIGERTY 2:13.397	20	100 Stephen WIMBLE 2:13.295	19	33 Kieran LEWIS 2:09.951
ROW 6	18	46 Kevin MARSHALL 2:09.357	17	26 Damian LEE 2:05.068	16	81 Scott GRANT 2:02.998	
ROW 5		15	92 Derek CRIPPS 2:02.672	14	53 Alan COATES 2:02.633	13	74 Paul WHITBY 2:02.617
ROW 4	12	60 Daniel GOUGH 2:02.424	11	15 Billy PERKINS 2:02.158	10	3 Alan COOPER 2:00.803	
ROW 3		9	70 Andrew BURSCOUGH 2:00.508	8	57 Geoff MOOK 1:58.682	7	0 Paul TOLAND 1:55.948
ROW 2	6	19 Peter BRANTON 1:55.264	5	4 Denis HALIL 1:55.257	4	24 Scott CARSON 1:54.660	
ROW 1		3	13 Jamie KELMAN 1:54.468	2	11 Andrew BOWN 1:54.388	1	96 Anthony JOHNSON 1:53.606 Pole

Brands Hatch GP
Circuit Length = 2.4332 miles

These results are provisional until the conclusion of any judicial and technical matters.

Clerk Of Course :	Steward :	Timekeeper :
-------------------	-----------	--------------

Results can be found at www.tsl-timing.com

Printed - 12:22 Saturday, 03 October 2020



BMCRC - MRO Championships 2020 - Rnd 4 @ Brands Hatch GP

DFDS Yamaha Past Masters

RACE 13 - CLASSIFICATION

POS	NO	CL	PIC NAME	ENTRY	LAPS	TIME	GAP	DIFF	MPH	BEST	ON
1	24		1 Scott CARSON	Yamaha TZR250 - Brian Grays Powerbiking,All Eng	5	8:46.998			83.11	1:43.185	5
2	19		2 Peter BRANTON	Yamaha TZR250 - Exactweld Racing	5	8:52.727	5.729	5.729	82.21	1:44.854	4
3	81		3 Scott GRANT	Yamaha TZR250 - Avbase Flight Group	5	8:53.822	6.824	1.095	82.04	1:44.156	5
4	13		4 Jamie KELMAN	Yamaha TZR250 -	5	8:54.243	7.245	0.421	81.98	1:44.649	5
5	96		5 Anthony JOHNSON	Yamaha TZR 250 - Technical lifting service's	5	8:55.056	8.058	0.813	81.85	1:43.962	5
6	0		6 Paul TOLAND	Yamaha TZR250 - Kippers keys	5	8:56.394	9.396	1.338	81.65	1:45.209	5
7	15	C	1 Billy PERKINS	Yamaha TZR250 - T.w fuggle & son / Windsor food	5	8:57.254	10.256	0.860	81.52	1:45.063	4
8	11		7 Andrew BOWN	Yamaha TZR250 -	5	8:57.312	10.314	0.058	81.51	1:45.322	4
9	3		8 Alan COOPER	Yamaha TZR250 - twistgrip motorcycles	5	9:04.791	17.793	7.479	80.39	1:46.364	5
10	74		9 Paul WHITBY	Yamaha TZR250 - Greybridge Ltd	5	9:07.699	20.701	2.908	79.96	1:46.588	5
11	70		10 Andrew BURSCOUGH	Yamaha YPVS 350 - Apollo/Merlin/Abbey/Martitaniu	5	9:17.127	30.129	9.428	78.61	1:49.155	5
12	4		11 Denis HALIL	Yamaha TZR250 - D & A AUTOS	5	9:17.295	30.297	0.168	78.59	1:48.547	5
13	57		12 Geoff MOOK	Yamaha TZR250 -	5	9:18.384	31.386	1.089	78.43	1:49.749	5
14	60	C	2 Daniel GOUGH	Yamaha TZR 250 - G Force Motorcycles	5	9:18.808	31.810	0.424	78.37	1:48.804	5
15	92		13 Derek CRIPPS	Yamaha TZR250 - Kelly Cripps	5	9:23.599	36.601	4.791	77.71	1:50.207	4
16	26	R	1 Damian LEE	Yamaha TZR250 - Leed Autos	5	9:32.260	45.262	8.661	76.53	1:52.196	5
17	75		14 Steve HIGERTY	Yamaha TZR250 - Cambridge Motorcycles	5	9:50.692	1:03.694	18.432	74.14	1:54.800	5
18	53	C	3 Alan COATES	Yamaha TZR250 - Clarendon Motorcycles Hull	5	9:50.763	1:03.765	0.071	74.14	1:54.995	5
19	46	C	4 Kevin MARSHALL	Yamaha TZR250 -	5	9:56.816	1:09.818	6.053	73.38	1:56.934	4
20	67	C	5 Mark BAILEY	Yamaha TZR250 - Gforce motorcycles	5	9:58.748	1:11.750	1.932	73.15	1:57.471	3
21	42	C	6 Martin PEARSON	Yamaha TZR250 - Viking Inspection	5	10:28.037	1:41.039	29.289	69.73	2:01.249	5
22	33	C	7 Kieran LEWIS	Yamaha TZR250 - Controls For Doors Ltd/ G Force	5	10:28.546	1:41.548	0.509	69.68	2:01.386	5
23	73	R	2 Colvin TURNER	Yamaha TZR250 -	5	10:40.178	1:53.180	11.632	68.41	2:04.656	3
24	41	C	8 Paul BOWLING	Yamaha TDR250 -	5	10:44.260	1:57.262	4.082	67.98	2:05.737	5
25	100	R	3 Stephen WIMBLE	Yamaha TZR 250 - www.ypmrc.co.uk	5	10:48.843	2:01.845	4.583	67.50	2:07.522	5
26	25	C	9 Nigel TERRY	Yamaha TZR250 - NTrap Garage Doors	5	10:48.939	2:01.941	0.096	67.49	2:07.520	5

NOT CLASSIFIED

DNF 99 C Paul FIRTH Yamaha TZR 250 2MA - 0

FASTEST LAP

24		Scott CARSON	Yamaha TZR250 - Brian Grays Powerbiking,All Eng	5	1:43.185	84.89 mph	136.62 kph
15	C	Billy PERKINS	Yamaha TZR250 - T.w fuggle & son / Windsor food	4	1:45.063	83.37 mph	134.18 kph
26	R	Damian LEE	Yamaha TZR250 - Leed Autos	5	1:52.196	78.07 mph	125.65 kph

Class - 92.5% of Race Speed = 76.87 mph
 Class C - 92.5% of Race Speed = 75.40 mph
 Class R - 92.5% of Race Speed = 70.79 mph

Brands Hatch GP
 Circuit Length = 2.4332 miles
 Start: 16:33 Flag 16:42 End: 16:44

Weather / Track : Cloudy / Dry

These results are provisional until the conclusion of any judicial and technical matters.

Clerk Of Course :	Steward :	Timekeeper :
-------------------	-----------	--------------

Results can be found at www.tsl-timing.com

Printed - 16:48 Saturday, 03 October 2020



BMCR - MRO Championships 2020 - Rnd 4 @ Brands Hatch GP

DFDS Yamaha Past Masters

RACE 13 - LAP CHART

LAP 1 @ 16:35:22.555

NO	BEHIND	LAP TIME
24		1:51.693
13	0.425	1:52.118
19	0.588	1:52.281
96	0.677	1:52.370
11	1.283	1:52.976
81	2.300	1:53.993
15	2.458	1:54.151
0	2.732	1:54.425
70	3.501	1:55.194
3	3.561	1:55.254
4	4.307	1:56.000
74	5.068	1:56.761
57	5.682	1:57.375
60	6.667	1:58.360
92	8.963	2:00.656
26	9.385	2:01.078
75	13.096	2:04.789
53	13.372	2:05.065
46	14.412	2:06.105
67	15.756	2:07.449
42	24.084	2:15.777
100	24.227	2:15.920
73	24.527	2:16.220
33	24.576	2:16.269
41	25.222	2:16.915
25	26.361	2:18.054

LAP 2 @ 16:37:06.837

NO	BEHIND	LAP TIME
24		1:44.282
19	2.054	1:45.748
13	2.644	1:46.501
81	3.493	1:45.475
96	3.642	1:47.247
11	3.661	1:46.660
0	3.816	1:45.366
15	5.224	1:47.048
3	7.244	1:47.965
70	9.538	1:50.319
74	9.915	1:49.129
4	9.977	1:49.952
57	12.191	1:50.791
60	13.107	1:50.722
92	15.648	1:50.967
26	17.679	1:52.576
53	26.064	1:56.974
75	26.934	1:58.120
46	27.892	1:57.762
67	29.913	1:58.439
42	44.691	2:04.889
33	45.012	2:04.718
73	45.596	2:05.351
100	47.606	2:07.661
41	49.255	2:08.315
25	50.161	2:08.082

LAP 3 @ 16:38:50.908

NO	BEHIND	LAP TIME
24		1:44.071
19	2.932	1:44.949
13	4.673	1:46.100

81	4.767	1:45.345	74	20.701	1:46.588
11	5.026	1:45.436	70	30.129	1:49.155
0	5.075	1:45.330	4	30.297	1:48.547
96	5.834	1:46.263	57	31.386	1:49.749
15	6.704	1:45.551	60	31.810	1:48.804
3	11.073	1:47.900	92	36.601	1:50.345
74	13.504	1:47.660	26	45.262	1:52.196
70	17.208	1:51.741	75	1:03.694	1:54.800
4	17.330	1:51.424	53	1:03.765	1:54.995
57	17.886	1:49.766	46	1:09.818	1:58.469
60	19.338	1:50.302	67	1:11.750	1:57.747
92	23.001	1:51.424	42	1:41.039	2:01.249
26	26.935	1:53.327	33	1:41.548	2:01.386
75	39.733	1:56.870	73	1:53.180	2:07.803
53	39.781	1:57.788	41	1:57.262	2:05.737
46	41.367	1:57.546	100	2:01.845	2:07.522
67	43.313	1:57.471	25	2:01.941	2:07.520
33	1:03.839	2:02.898			
42	1:04.785	2:04.165			
73	1:06.181	2:04.656			
100	1:11.954	2:08.419			
41	1:12.232	2:07.048			
25	1:13.788	2:07.698			

LAP 4 @ 16:40:34.675

NO	BEHIND	LAP TIME
24		1:43.767
19	4.019	1:44.854
13	5.781	1:44.875
81	5.853	1:44.853
11	6.581	1:45.322
96	7.281	1:45.214
0	7.372	1:46.064
15	8.000	1:45.063
3	14.614	1:47.308
74	17.298	1:47.561
70	24.159	1:50.718
57	24.822	1:50.703
4	24.935	1:51.372
60	26.191	1:50.620
92	29.441	1:50.207
26	36.251	1:53.083
53	51.955	1:55.941
75	52.079	1:56.113
46	54.534	1:56.934
67	57.188	1:57.642
42	1:22.975	2:01.957
33	1:23.347	2:03.275
73	1:28.562	2:06.148
41	1:34.710	2:06.245
100	1:37.508	2:09.321
25	1:37.606	2:07.585

LAP 5 @ 16:42:17.860

NO	BEHIND	LAP TIME
24		1:43.185
19	5.729	1:44.895
81	6.824	1:44.156
13	7.245	1:44.649
96	8.058	1:43.962
0	9.396	1:45.209
15	10.256	1:45.441
11	10.314	1:46.918
3	17.793	1:46.364

Weather / Track : Cloudy / Dry

Results can be found at www.tsl-timing.com

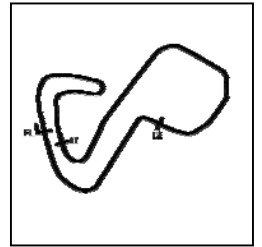
Brands Hatch GP
Circuit Length = 2.4332 miles
Start: 16:33 Flag 16:42 End: 16:44

Printed - 16:49 Saturday, 03 October 2020

BMCRC - MRO Championships 2020 - Rnd 4 @ Brands Hatch GP

DFDS Yamaha Past Masters

RACE 13 - SECTOR ANALYSIS



SECTOR 1 = FL to I1, SECTOR 2 = I1 to I2, SECTOR 3 = I2 to FL, DIFF = Difference To Personal Best Lap, P = Crossed Finish Line in Pit Lane, D = Time Disallowed

P1 24		Scott CARSON		Yamaha TZR250 - Brian Grays Powerbiking,All England Diamor			
IDEAL LAP TIME : 1:43.185		BEST LAP TIME : 1:43.185		DIFFERENCE : 0.000			
LAP	SECTOR 1	SECTOR 2	SECTOR 3	LAP TIME	MPH	DIFF	TIME OF DAY
1 -		47.650	25.200	1:51.693	78.42	8.508	16:35:22.555
2 -	32.611	46.940	24.731	1:44.282	84.00	1.097	16:37:06.837
3 -	32.509	46.863	24.699	1:44.071 (3)	84.17	0.886	16:38:50.908
4 -	32.457	46.644	24.666	1:43.767 (2)	84.41	0.582	16:40:34.675
5 -	32.079	46.613	24.493	1:43.185 (1)	84.89		16:42:17.860

P2 19		Peter BRANTON		Yamaha TZR250 - Exactweld Racing			
IDEAL LAP TIME : 1:44.627		BEST LAP TIME : 1:44.854		DIFFERENCE : 0.227			
LAP	SECTOR 1	SECTOR 2	SECTOR 3	LAP TIME	MPH	DIFF	TIME OF DAY
1 -		47.909	25.154	1:52.281	78.01	7.427	16:35:23.143
2 -	33.530	47.421	24.797	1:45.748	82.83	0.894	16:37:08.891
3 -	33.015	47.169	24.765	1:44.949 (3)	83.46	0.095	16:38:53.840
4 -	32.963	47.170	24.721	1:44.854 (1)	83.54		16:40:38.694
5 -	32.944	46.962	24.989	1:44.895 (2)	83.51	0.041	16:42:23.589

P3 81		Scott GRANT		Yamaha TZR250 - Avbase Flight Group			
IDEAL LAP TIME : 1:44.112		BEST LAP TIME : 1:44.156		DIFFERENCE : 0.044			
LAP	SECTOR 1	SECTOR 2	SECTOR 3	LAP TIME	MPH	DIFF	TIME OF DAY
1 -		48.090	25.199	1:53.993	76.84	9.837	16:35:24.855
2 -	33.231	47.246	24.998	1:45.475	83.05	1.319	16:37:10.330
3 -	33.068	47.177	25.100	1:45.345 (3)	83.15	1.189	16:38:55.675
4 -	33.014	46.896	24.943	1:44.853 (2)	83.54	0.697	16:40:40.528
5 -	32.500	46.940	24.716	1:44.156 (1)	84.10		16:42:24.684

P4 13		Jamie KELMAN		Yamaha TZR250 -			
IDEAL LAP TIME : 1:44.433		BEST LAP TIME : 1:44.649		DIFFERENCE : 0.216			
LAP	SECTOR 1	SECTOR 2	SECTOR 3	LAP TIME	MPH	DIFF	TIME OF DAY
1 -		48.042	25.334	1:52.118	78.13	7.469	16:35:22.980
2 -	33.312	48.104	25.085	1:46.501	82.25	1.852	16:37:09.481
3 -	33.696	47.249	25.155	1:46.100 (3)	82.56	1.451	16:38:55.581
4 -	32.860	47.044	24.971	1:44.875 (2)	83.52	0.226	16:40:40.456
5 -	33.076	46.632	24.941	1:44.649 (1)	83.70		16:42:25.105

P5 96		Anthony JOHNSON		Yamaha TZR 250 - Technical lifting service's			
IDEAL LAP TIME : 1:43.962		BEST LAP TIME : 1:43.962		DIFFERENCE : 0.000			
LAP	SECTOR 1	SECTOR 2	SECTOR 3	LAP TIME	MPH	DIFF	TIME OF DAY
1 -		47.956	25.878	1:52.370	77.95	8.408	16:35:23.232
2 -	33.713	47.833	25.701	1:47.247	81.67	3.285	16:37:10.479
3 -	33.705	47.610	24.948	1:46.263 (3)	82.43	2.301	16:38:56.742
4 -	32.839	47.458	24.917	1:45.214 (2)	83.25	1.252	16:40:41.956
5 -	32.481	46.614	24.867	1:43.962 (1)	84.26		16:42:25.918

P6 0		Paul TOLAND		Yamaha TZR250 - Kippers keys			
IDEAL LAP TIME : 1:44.897		BEST LAP TIME : 1:45.209		DIFFERENCE : 0.312			
LAP	SECTOR 1	SECTOR 2	SECTOR 3	LAP TIME	MPH	DIFF	TIME OF DAY
1 -		48.767	25.282	1:54.425	76.55	9.216	16:35:25.287
2 -	32.919	47.323	25.124	1:45.366 (3)	83.13	0.157	16:37:10.653
3 -	33.245	47.183	24.902	1:45.330 (2)	83.16	0.121	16:38:55.983
4 -	33.231	47.494	25.339	1:46.064	82.59	0.855	16:40:42.047
5 -	32.812	47.273	25.124	1:45.209 (1)	83.26		16:42:27.256

Weather / Track : Cloudy / Dry

Brands Hatch GP

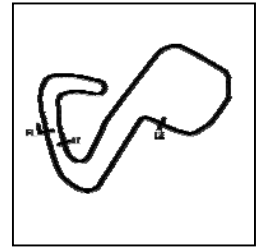
Circuit Length = 2.4332 miles

Start: 16:33 Flag 16:42 End: 16:44

BMCRC - MRO Championships 2020 - Rnd 4 @ Brands Hatch GP

DFDS Yamaha Past Masters

RACE 13 - SECTOR ANALYSIS



SECTOR 1 = FL to I1, SECTOR 2 = I1 to I2, SECTOR 3 = I2 to FL, DIFF = Difference To Personal Best Lap, P = Crossed Finish Line in Pit Lane, D = Time Disallowed

P7 15 C		Billy PERKINS		Yamaha TZR250 - T.w fuggle & son / Windsor food machinery			
IDEAL LAP TIME : 1:44.879		BEST LAP TIME : 1:45.063		DIFFERENCE : 0.184			
LAP	SECTOR 1	SECTOR 2	SECTOR 3	LAP TIME	MPH	DIFF	TIME OF DAY
1 -		48.124	25.515	1:54.151	76.73	9.088	16:35:25.013
2 -	33.536	48.141	25.371	1:47.048	81.83	1.985	16:37:12.061
3 -	32.892	47.528	25.131	1:45.551 (3)	82.99	0.488	16:38:57.612
4 -	32.873	46.974	25.216	1:45.063 (1)	83.37		16:40:42.675
5 -	32.842	47.536	25.063	1:45.441 (2)	83.07	0.378	16:42:28.116

P8 11		Andrew BOWN		Yamaha TZR250 -			
IDEAL LAP TIME : 1:44.672		BEST LAP TIME : 1:45.322		DIFFERENCE : 0.650			
LAP	SECTOR 1	SECTOR 2	SECTOR 3	LAP TIME	MPH	DIFF	TIME OF DAY
1 -		47.794	24.915	1:52.976	77.53	7.654	16:35:23.838
2 -	33.339	47.808	25.513	1:46.660 (3)	82.12	1.338	16:37:10.498
3 -	33.373	46.954	25.109	1:45.436 (2)	83.08	0.114	16:38:55.934
4 -	33.218	47.321	24.783	1:45.322 (1)	83.17		16:40:41.256
5 -	32.935	48.890	25.093	1:46.918	81.93	1.596	16:42:28.174

P9 3		Alan COOPER		Yamaha TZR250 - twistgrip motorcycles			
IDEAL LAP TIME : 1:46.364		BEST LAP TIME : 1:46.364		DIFFERENCE : 0.000			
LAP	SECTOR 1	SECTOR 2	SECTOR 3	LAP TIME	MPH	DIFF	TIME OF DAY
1 -		49.113	25.155	1:55.254	76.00	8.890	16:35:26.116
2 -	33.530	48.985	25.450	1:47.965	81.13	1.601	16:37:14.081
3 -	33.744	48.942	25.214	1:47.900 (3)	81.18	1.536	16:39:01.981
4 -	33.809	48.326	25.173	1:47.308 (2)	81.63	0.944	16:40:49.289
5 -	33.273	48.117	24.974	1:46.364 (1)	82.35		16:42:35.653

P10 74		Paul WHITBY		Yamaha TZR250 - Greybridge Ltd			
IDEAL LAP TIME : 1:46.575		BEST LAP TIME : 1:46.588		DIFFERENCE : 0.013			
LAP	SECTOR 1	SECTOR 2	SECTOR 3	LAP TIME	MPH	DIFF	TIME OF DAY
1 -		49.748	25.869	1:56.761	75.02	10.173	16:35:27.623
2 -	33.734	49.126	26.269	1:49.129	80.27	2.541	16:37:16.752
3 -	34.087	47.944	25.629	1:47.660 (3)	81.36	1.072	16:39:04.412
4 -	33.687	48.346	25.528	1:47.561 (2)	81.44	0.973	16:40:51.973
5 -	33.339	47.708	25.541	1:46.588 (1)	82.18		16:42:38.561

P11 70		Andrew BURSCOUGH		Yamaha YPVS 350 - Apollo/Merlin/Abbey/Martitanium			
IDEAL LAP TIME : 1:48.878		BEST LAP TIME : 1:49.155		DIFFERENCE : 0.277			
LAP	SECTOR 1	SECTOR 2	SECTOR 3	LAP TIME	MPH	DIFF	TIME OF DAY
1 -		49.225	25.593	1:55.194	76.04	6.039	16:35:26.056
2 -	34.646	49.397	26.276	1:50.319 (2)	79.40	1.164	16:37:16.375
3 -	35.291	49.846	26.604	1:51.741	78.39	2.586	16:39:08.116
4 -	34.925	49.387	26.406	1:50.718 (3)	79.11	1.563	16:40:58.834
5 -	34.558	48.727	25.870	1:49.155 (1)	80.25		16:42:47.989

P12 4		Denis HALIL		Yamaha TZR250 - D & A AUTOS			
IDEAL LAP TIME : 1:48.213		BEST LAP TIME : 1:48.547		DIFFERENCE : 0.334			
LAP	SECTOR 1	SECTOR 2	SECTOR 3	LAP TIME	MPH	DIFF	TIME OF DAY
1 -		49.776	25.481	1:56.000	75.51	7.453	16:35:26.862
2 -	34.116	49.487	26.349	1:49.952 (2)	79.66	1.405	16:37:16.814
3 -	35.104	49.767	26.553	1:51.424	78.61	2.877	16:39:08.238
4 -	35.145	50.315	25.912	1:51.372 (3)	78.65	2.825	16:40:59.610
5 -	33.874	48.858	25.815	1:48.547 (1)	80.70		16:42:48.157

Weather / Track : Cloudy / Dry

Brands Hatch GP

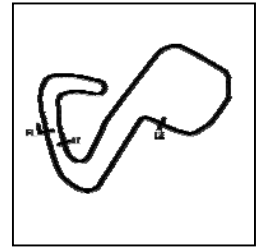
Circuit Length = 2.4332 miles

Start: 16:33 Flag 16:42 End: 16:44

BMCRC - MRO Championships 2020 - Rnd 4 @ Brands Hatch GP

DFDS Yamaha Past Masters

RACE 13 - SECTOR ANALYSIS



SECTOR 1 = FL to I1, SECTOR 2 = I1 to I2, SECTOR 3 = I2 to FL, DIFF = Difference To Personal Best Lap, P = Crossed Finish Line in Pit Lane, D = Time Disallowed

P13 57		Geoff MOOK		Yamaha TZR250 -			
IDEAL LAP TIME : 1:49.283		BEST LAP TIME : 1:49.749		DIFFERENCE : 0.466			
LAP	SECTOR 1	SECTOR 2	SECTOR 3	LAP TIME	MPH	DIFF	TIME OF DAY
1 -		49.364	26.298	1:57.375	74.63	7.626	16:35:28.237
2 -	34.843	49.482	26.466	1:50.791	79.06	1.042	16:37:19.028
3 -	34.069	49.306	26.391	1:49.766 (2)	79.80	0.017	16:39:08.794
4 -	34.605	49.087	27.011	1:50.703 (3)	79.12	0.954	16:40:59.497
5 -	34.535	49.066	26.148	1:49.749 (1)	79.81		16:42:49.246

P14 60 C		Daniel GOUGH		Yamaha TZR 250 - G Force Motorcycles			
IDEAL LAP TIME : 1:48.804		BEST LAP TIME : 1:48.804		DIFFERENCE : 0.000			
LAP	SECTOR 1	SECTOR 2	SECTOR 3	LAP TIME	MPH	DIFF	TIME OF DAY
1 -		50.257	26.233	1:58.360	74.01	9.556	16:35:29.222
2 -	34.606	49.671	26.445	1:50.722	79.11	1.918	16:37:19.944
3 -	34.558	49.430	26.314	1:50.302 (2)	79.41	1.498	16:39:10.246
4 -	34.359	49.990	26.271	1:50.620 (3)	79.18	1.816	16:41:00.866
5 -	34.004	48.880	25.920	1:48.804 (1)	80.51		16:42:49.670

P15 92		Derek CRIPPS		Yamaha TZR250 - Kelly Cripps			
IDEAL LAP TIME : 1:50.162		BEST LAP TIME : 1:50.207		DIFFERENCE : 0.045			
LAP	SECTOR 1	SECTOR 2	SECTOR 3	LAP TIME	MPH	DIFF	TIME OF DAY
1 -		51.013	26.993	2:00.656	72.60	10.449	16:35:31.518
2 -	34.802	49.706	26.459	1:50.967 (3)	78.94	0.760	16:37:22.485
3 -	34.609	50.227	26.588	1:51.424	78.61	1.217	16:39:13.909
4 -	34.271	49.639	26.297	1:50.207 (1)	79.48		16:41:04.116
5 -	34.305	49.594	26.446	1:50.345 (2)	79.38	0.138	16:42:54.461

P16 26 R		Damian LEE		Yamaha TZR250 - Leed Autos			
IDEAL LAP TIME : 1:52.196		BEST LAP TIME : 1:52.196		DIFFERENCE : 0.000			
LAP	SECTOR 1	SECTOR 2	SECTOR 3	LAP TIME	MPH	DIFF	TIME OF DAY
1 -		51.363	26.906	2:01.078	72.34	8.882	16:35:31.940
2 -	34.673	50.877	27.026	1:52.576 (2)	77.81	0.380	16:37:24.516
3 -	35.199	51.230	26.898	1:53.327	77.29	1.131	16:39:17.843
4 -	35.248	50.953	26.882	1:53.083 (3)	77.46	0.887	16:41:10.926
5 -	34.652	50.841	26.703	1:52.196 (1)	78.07		16:43:03.122

P17 75		Steve HIGERTY		Yamaha TZR250 - Cambridge Motorcycles			
IDEAL LAP TIME : 1:54.357		BEST LAP TIME : 1:54.800		DIFFERENCE : 0.443			
LAP	SECTOR 1	SECTOR 2	SECTOR 3	LAP TIME	MPH	DIFF	TIME OF DAY
1 -		53.213	27.081	2:04.789	70.19	9.989	16:35:35.651
2 -	36.712	53.987	27.421	1:58.120	74.16	3.320	16:37:33.771
3 -	37.365	52.053	27.452	1:56.870 (3)	74.95	2.070	16:39:30.641
4 -	37.100	52.352	26.661	1:56.113 (2)	75.44	1.313	16:41:26.754
5 -	36.270	51.426	27.104	1:54.800 (1)	76.30		16:43:21.554

P18 53 C		Alan COATES		Yamaha TZR250 - Clarendon Motorcycles Hull			
IDEAL LAP TIME : 1:54.864		BEST LAP TIME : 1:54.995		DIFFERENCE : 0.131			
LAP	SECTOR 1	SECTOR 2	SECTOR 3	LAP TIME	MPH	DIFF	TIME OF DAY
1 -		52.837	27.788	2:05.065	70.04	10.070	16:35:35.927
2 -	37.228	52.229	27.517	1:56.974 (3)	74.88	1.979	16:37:32.901
3 -	36.280	53.678	27.830	1:57.788	74.36	2.793	16:39:30.689
4 -	36.704	52.042	27.195	1:55.941 (2)	75.55	0.946	16:41:26.630
5 -	36.067	51.602	27.326	1:54.995 (1)	76.17		16:43:21.625

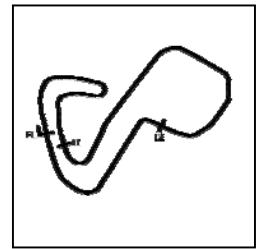
Weather / Track : Cloudy / Dry

Brands Hatch GP
Circuit Length = 2.4332 miles
Start: 16:33 Flag 16:42 End: 16:44

BMCRC - MRO Championships 2020 - Rnd 4 @ Brands Hatch GP

DFDS Yamaha Past Masters

RACE 13 - SECTOR ANALYSIS



SECTOR 1 = FL to I1, SECTOR 2 = I1 to I2, SECTOR 3 = I2 to FL, DIFF = Difference To Personal Best Lap, P = Crossed Finish Line in Pit Lane, D = Time Disallowed

P19 46 C		Kevin MARSHALL		Yamaha TZR250 -			
IDEAL LAP TIME : 1:56.566		BEST LAP TIME : 1:56.934		DIFFERENCE : 0.368			
LAP	SECTOR 1	SECTOR 2	SECTOR 3	LAP TIME	MPH	DIFF	TIME OF DAY
1 -		53.951	27.506	2:06.105	69.46	9.171	16:35:36.967
2 -	36.730	53.546	27.486	1:57.762 (3)	74.38	0.828	16:37:34.729
3 -	36.770	52.743	28.033	1:57.546 (2)	74.52	0.612	16:39:32.275
4 -	36.337	53.065	27.532	1:56.934 (1)	74.91		16:41:29.209
5 -	36.340	53.682	28.447	1:58.469	73.94	1.535	16:43:27.678

P20 67 C		Mark BAILEY		Yamaha TZR250 - Gforce motorcycles			
IDEAL LAP TIME : 1:57.050		BEST LAP TIME : 1:57.471		DIFFERENCE : 0.421			
LAP	SECTOR 1	SECTOR 2	SECTOR 3	LAP TIME	MPH	DIFF	TIME OF DAY
1 -		53.988	27.953	2:07.449	68.73	9.978	16:35:38.311
2 -	37.361	53.535	27.543	1:58.439	73.96	0.968	16:37:36.750
3 -	36.885	53.037	27.549	1:57.471 (1)	74.57		16:39:34.221
4 -	36.925	53.379	27.338	1:57.642 (2)	74.46	0.171	16:41:31.863
5 -	37.000	52.827	27.920	1:57.747 (3)	74.39	0.276	16:43:29.610

P21 42 C		Martin PEARSON		Yamaha TZR250 - Viking Inspection			
IDEAL LAP TIME : 2:01.249		BEST LAP TIME : 2:01.249		DIFFERENCE : 0.000			
LAP	SECTOR 1	SECTOR 2	SECTOR 3	LAP TIME	MPH	DIFF	TIME OF DAY
1 -		57.687	29.441	2:15.777	64.51	14.528	16:35:46.639
2 -	39.011	56.521	29.357	2:04.889	70.14	3.640	16:37:51.528
3 -	39.695	55.183	29.287	2:04.165 (3)	70.55	2.916	16:39:55.693
4 -	38.012	54.868	29.077	2:01.957 (2)	71.82	0.708	16:41:57.650
5 -	37.778	54.783	28.688	2:01.249 (1)	72.24		16:43:58.899

P22 33 C		Kieran LEWIS		Yamaha TZR250 - Controls For Doors Ltd/ G Force Motorcycles			
IDEAL LAP TIME : 2:01.386		BEST LAP TIME : 2:01.386		DIFFERENCE : 0.000			
LAP	SECTOR 1	SECTOR 2	SECTOR 3	LAP TIME	MPH	DIFF	TIME OF DAY
1 -		57.666	29.166	2:16.269	64.28	14.883	16:35:47.131
2 -	39.145	56.521	29.052	2:04.718	70.23	3.332	16:37:51.849
3 -	38.905	55.056	28.937	2:02.898 (2)	71.27	1.512	16:39:54.747
4 -	38.454	56.008	28.813	2:03.275 (3)	71.05	1.889	16:41:58.022
5 -	38.310	54.824	28.252	2:01.386 (1)	72.16		16:43:59.408

P23 73 R		Colvin TURNER		Yamaha TZR250 -			
IDEAL LAP TIME : 2:03.918		BEST LAP TIME : 2:04.656		DIFFERENCE : 0.738			
LAP	SECTOR 1	SECTOR 2	SECTOR 3	LAP TIME	MPH	DIFF	TIME OF DAY
1 -		58.393	29.496	2:16.220	64.30	11.564	16:35:47.082
2 -	40.260	56.584	28.507	2:05.351 (2)	69.88	0.695	16:37:52.433
3 -	39.087	56.324	29.245	2:04.656 (1)	70.27		16:39:57.089
4 -	39.870	57.039	29.239	2:06.148 (3)	69.44	1.492	16:42:03.237
5 -	39.909	57.518	30.376	2:07.803	68.54	3.147	16:44:11.040

P24 41 C		Paul BOWLING		Yamaha TDR250 -			
IDEAL LAP TIME : 2:05.737		BEST LAP TIME : 2:05.737		DIFFERENCE : 0.000			
LAP	SECTOR 1	SECTOR 2	SECTOR 3	LAP TIME	MPH	DIFF	TIME OF DAY
1 -		59.234	29.008	2:16.915	63.98	11.178	16:35:47.777
2 -	40.277	58.308	29.730	2:08.315	68.26	2.578	16:37:56.092
3 -	39.833	58.044	29.171	2:07.048 (3)	68.94	1.311	16:40:03.140
4 -	39.846	57.173	29.226	2:06.245 (2)	69.38	0.508	16:42:09.385
5 -	39.741	57.013	28.983	2:05.737 (1)	69.66		16:44:15.122

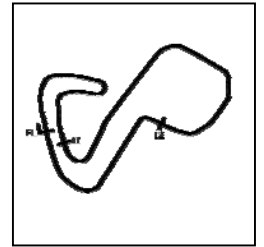
Weather / Track : Cloudy / Dry

Brands Hatch GP
Circuit Length = 2.4332 miles
Start: 16:33 Flag 16:42 End: 16:44

BMCRC - MRO Championships 2020 - Rnd 4 @ Brands Hatch GP

DFDS Yamaha Past Masters

RACE 13 - SECTOR ANALYSIS



SECTOR 1 = FL to I1, SECTOR 2 = I1 to I2, SECTOR 3 = I2 to FL, DIFF = Difference To Personal Best Lap, P = Crossed Finish Line in Pit Lane, D = Time Disallowed

P25 100 R		Stephen WIMBLE		Yamaha TZR 250 - www.ypmrc.co.uk			
IDEAL LAP TIME : 2:07.240		BEST LAP TIME : 2:07.522		DIFFERENCE : 0.282			
LAP	SECTOR 1	SECTOR 2	SECTOR 3	LAP TIME	MPH	DIFF	TIME OF DAY
1 -		57.789	30.101	2:15.920	64.44	8.398	16:35:46.782
2 -	40.302	57.554	29.805	2:07.661 (2)	68.61	0.139	16:37:54.443
3 -	40.405	58.359	29.655	2:08.419 (3)	68.21	0.897	16:40:02.862
4 -	40.913	58.302	30.106	2:09.321	67.73	1.799	16:42:12.183
5 -	40.114	57.836	29.572	2:07.522 (1)	68.69		16:44:19.705

P26 25 C		Nigel TERRY		Yamaha TZR250 - NTrap Garage Doors			
IDEAL LAP TIME : 2:06.261		BEST LAP TIME : 2:07.520		DIFFERENCE : 1.259			
LAP	SECTOR 1	SECTOR 2	SECTOR 3	LAP TIME	MPH	DIFF	TIME OF DAY
1 -		59.681	29.393	2:18.054	63.45	10.534	16:35:48.916
2 -	39.833	58.488	29.761	2:08.082	68.39	0.562	16:37:56.998
3 -	39.362	58.456	29.880	2:07.698 (3)	68.59	0.178	16:40:04.696
4 -	39.957	58.027	29.601	2:07.585 (2)	68.65	0.065	16:42:12.281
5 -	39.853	57.506	30.161	2:07.520 (1)	68.69		16:44:19.801

BMCRC - MRO Championships 2020 - Rnd 4 @ Brands Hatch GP

DFDS Yamaha Past Masters

RACE 13 - BEST SECTORS

SECTOR 1			SECTOR 2			SECTOR 3			IDEAL / BEST COMPARISON						
POS	NO	NAME	TIME	NO	NAME	TIME	NO	NAME	TIME	POS	NO	NAME	IDEAL	BEST	DIFF
													PERFECT LAP	1:43.185	
1	24	CARSON	32.079	24	CARSON	46.613	24	CARSON	24.493	1	24	CARSON	1:43.185	1:43.185	0.000
2	96	JOHNSON	32.481	96	JOHNSON	46.614	81	GRANT	24.716	2	96	JOHNSON	1:43.962	1:43.962	0.000
3	81	GRANT	32.500	13	KELMAN	46.632	19	BRANTON	24.721	3	81	GRANT	1:44.112	1:44.156	0.044
4	0	TOLAND	32.812	81	GRANT	46.896	11	BOWN	24.783	4	13	KELMAN	1:44.433	1:44.649	0.216
5	15	PERKINS	32.842	11	BOWN	46.954	96	JOHNSON	24.867	5	19	BRANTON	1:44.627	1:44.854	0.227
6	13	KELMAN	32.860	19	BRANTON	46.962	0	TOLAND	24.902	6	11	BOWN	1:44.672	1:45.322	0.650
7	11	BOWN	32.935	15	PERKINS	46.974	13	KELMAN	24.941	7	15	PERKINS	1:44.879	1:45.063	0.184
8	19	BRANTON	32.944	0	TOLAND	47.183	3	COOPER	24.974	8	0	TOLAND	1:44.897	1:45.209	0.312
9	3	COOPER	33.273	74	WHITBY	47.708	15	PERKINS	25.063	9	3	COOPER	1:46.364	1:46.364	0.000
10	74	WHITBY	33.339	3	COOPER	48.117	4	HALIL	25.481	10	74	WHITBY	1:46.575	1:46.588	0.013
11	4	HALIL	33.874	70	BURSCOUGH	48.727	74	WHITBY	25.528	11	4	HALIL	1:48.213	1:48.547	0.334
12	60	GOUGH	34.004	4	HALIL	48.858	70	BURSCOUGH	25.593	12	60	GOUGH	1:48.804	1:48.804	0.000
13	57	MOOK	34.069	60	GOUGH	48.880	60	GOUGH	25.920	13	70	BURSCOUGH	1:48.878	1:49.155	0.277
14	92	CRIPPS	34.271	57	MOOK	49.066	57	MOOK	26.148	14	57	MOOK	1:49.283	1:49.749	0.466
15	70	BURSCOUGH	34.558	92	CRIPPS	49.594	92	CRIPPS	26.297	15	92	CRIPPS	1:50.162	1:50.207	0.045
16	26	LEE	34.652	26	LEE	50.841	75	HIGERTY	26.661	16	26	LEE	1:52.196	1:52.196	0.000
17	53	COATES	36.067	75	HIGERTY	51.426	26	LEE	26.703	17	75	HIGERTY	1:54.357	1:54.800	0.443
18	75	HIGERTY	36.270	53	COATES	51.602	53	COATES	27.195	18	53	COATES	1:54.864	1:54.995	0.131
19	46	MARSHALL	36.337	46	MARSHALL	52.743	67	BAILEY	27.338	19	46	MARSHALL	1:56.566	1:56.934	0.368
20	67	BAILEY	36.885	67	BAILEY	52.827	46	MARSHALL	27.486	20	67	BAILEY	1:57.050	1:57.471	0.421
21	42	PEARSON	37.778	42	PEARSON	54.783	33	LEWIS	28.252	21	42	PEARSON	2:01.249	2:01.249	0.000
22	33	LEWIS	38.310	33	LEWIS	54.824	73	TURNER	28.507	22	33	LEWIS	2:01.386	2:01.386	0.000
23	73	TURNER	39.087	73	TURNER	56.324	42	PEARSON	28.688	23	73	TURNER	2:03.918	2:04.656	0.738
24	25	TERRY	39.362	41	BOWLING	57.013	41	BOWLING	28.983	24	41	BOWLING	2:05.737	2:05.737	0.000
25	41	BOWLING	39.741	25	TERRY	57.506	25	TERRY	29.393	25	25	TERRY	2:06.261	2:07.520	1.259
26	100	WIMBLE	40.114	100	WIMBLE	57.554	100	WIMBLE	29.572	26	100	WIMBLE	2:07.240	2:07.522	0.282
27															

Weather / Track : Cloudy / Dry

Results can be found at www.tsl-timing.com

Brands Hatch GP

Circuit Length = 2.4332 miles

Start: 16:33 Flag 16:42 End: 16:44

Printed - 16:49 Saturday, 03 October 2020

BMCRC - MRO Championships 2020 - Rnd 4 @ Brands Hatch GP

DFDS Yamaha Past Masters

RACE 13 - STATISTICS

Competitors Started 27
Planned Start 2020-10-03 @ 16:00:00.000
Actual Start 2020-10-03 @ 16:33:30.862
Finish Time 2020-10-03 @ 16:42:17.859
Track Length 2.4332mi.
Total Laps 130
Total Distance Covered 316.3276mi.

Session Fastest Lap History

NO	CL	NAME	LAP TIME	TIME OF DAY	LAP	VEHICLE
24		Scott CARSON	1:44.282	16:37:06.842	2	Yamaha TZR250
24		Scott CARSON	1:44.071	16:38:50.913	3	Yamaha TZR250
24		Scott CARSON	1:43.767	16:40:34.679	4	Yamaha TZR250
24		Scott CARSON	1:43.185	16:42:17.862	5	Yamaha TZR250

Session Leader History

NO	CL	NAME	FROM LAP	LAPS LED	DISTANCE	VEHICLE
24		Scott CARSON	1	5	12.16 miles	Yamaha TZR250

Flag History

TYPE	TIME OF DAY
GREEN	16:33:30.862
FINISH	16:42:17.859

Flag Statistics

TYPE	COUNT	TOTAL LAPS	TOTAL TIME
Green	1	5	10:55.095
Red	0	0	0.000
Safety Car	0	0	0.000
FCY	0	0	0.000

Weather / Track : Cloudy / Dry

BMCRC - MRO Championships 2020 - Rnd 4 @ Brands Hatch GP

DFDS Yamaha Past Masters

RACE 13 - STATISTICS

CLASS :

14 Starters

Fastest Lap History

NO	NAME	LAP TIME	TIME OF DAY	LAP	VEHICLE
24	Scott CARSON	1:44.282	16:37:06.842	2	Yamaha TZR250
24	Scott CARSON	1:44.071	16:38:50.913	3	Yamaha TZR250
24	Scott CARSON	1:43.767	16:40:34.679	4	Yamaha TZR250
24	Scott CARSON	1:43.185	16:42:17.862	5	Yamaha TZR250

Leader History

NO	NAME	FROM LAP	LAPS LED	DISTANCE	VEHICLE
24	Scott CARSON	1	5	12.16 miles	Yamaha TZR250

BMCRC - MRO Championships 2020 - Rnd 4 @ Brands Hatch GP

DFDS Yamaha Past Masters

RACE 13 - STATISTICS

CLASS : C

10 Starters

Fastest Lap History

NO	NAME	LAP TIME	TIME OF DAY	LAP	VEHICLE
15	Billy PERKINS	1:47.048	16:37:12.074	2	Yamaha TZR250
15	Billy PERKINS	1:45.551	16:38:57.623	3	Yamaha TZR250
15	Billy PERKINS	1:45.063	16:40:42.686	4	Yamaha TZR250

Leader History

NO	NAME	FROM LAP	LAPS LED	DISTANCE	VEHICLE
15	Billy PERKINS	1	5	12.16 miles	Yamaha TZR250

BMCRC - MRO Championships 2020 - Rnd 4 @ Brands Hatch GP

DFDS Yamaha Past Masters

RACE 13 - STATISTICS

CLASS : R

3 Starters

Fastest Lap History

NO	NAME	LAP TIME	TIME OF DAY	LAP	VEHICLE
26	Damian LEE	1:52.576	16:37:24.525	2	Yamaha TZR250
26	Damian LEE	1:52.196	16:43:03.130	5	Yamaha TZR250

Leader History

NO	NAME	FROM LAP	LAPS LED	DISTANCE	VEHICLE
26	Damian LEE	1	5	12.16 miles	Yamaha TZR250

BMCRC - MRO Championships 2020 - Rnd 4 @ Brands Hatch GP
DFDS Yamaha Past Masters
RACE 2 - GRID (6 Laps)

ROW 10	30		29	59 Neil HESMAN	28	17 Dan MILES	
ROW 9		27	99 Paul FIRTH	26	100 Stephen WIMBLE	25	25 Nigel TERRY
ROW 8	24	41 Paul BOWLING	23	73 Colvin TURNER	22	33 Kieran LEWIS	
ROW 7		21	42 Martin PEARSON	20	67 Mark BAILEY	19	46 Kevin MARSHALL
ROW 6	18	53 Alan COATES	17	75 Steve HIGERTY	16	26 Damian LEE	
ROW 5		15	92 Derek CRIPPS	14	57 Geoff MOOK	13	70 Andrew BURSCOUGH
ROW 4	12	60 Daniel GOUGH	11	4 Denis HALIL	10	74 Paul WHITBY	
ROW 3		9	3 Alan COOPER	8	11 Andrew BOWN	7	0 Paul TOLAND
ROW 2	6	15 Billy PERKINS	5	19 Peter BRANTON	4	13 Jamie KELMAN	
ROW 1		3	81 Scott GRANT	2	96 Anthony JOHNSON	1	24 Scott CARSON
							Pole

 Brands Hatch GP
 Circuit Length = 2.4332 miles

These results are provisional until the conclusion of any judicial and technical matters.

Clerk Of Course :	Steward :	Timekeeper :
-------------------	-----------	--------------

 Results can be found at www.tsl-timing.com

Printed - 16:50 Saturday, 03 October 2020



BMCRC - MRO Championships 2020 - Rnd 4 @ Brands Hatch GP
DFDS Yamaha Past Masters
RACE 2 - CLASSIFICATION

POS	NO	CL	PIC NAME	ENTRY	LAPS	TIME	GAP	DIFF	MPH	BEST	ON
1	96		1 Anthony JOHNSON	Yamaha TZR 250 - Technical lifting service's	5	9:44.274			74.96	1:54.728	4
2	13		2 Jamie KELMAN	Yamaha TZR250 -	5	9:48.966	4.692	4.692	74.36	1:55.884	3
3	24		3 Scott CARSON	Yamaha TZR250 - Brian Grays Powerbiking,All Eng	5	9:50.878	6.604	1.912	74.12	1:55.865	5
4	11		4 Andrew BOWN	Yamaha TZR250 -	5	9:50.989	6.715	0.111	74.11	1:55.814	5
5	19		5 Peter BRANTON	Yamaha TZR250 - Exactweld Racing	5	10:07.733	23.459	16.744	72.06	1:58.782	2
6	15	C	1 Billy PERKINS	Yamaha TZR250 - T.w fuggle & son / Windsor food	5	10:09.158	24.884	1.425	71.90	1:59.157	5
7	4		6 Denis HALIL	Yamaha TZR250 - D & A AUTOS	5	10:09.524	25.250	0.366	71.85	1:59.162	4
8	0		7 Paul TOLAND	Yamaha TZR250 - Kippers keys	5	10:10.202	25.928	0.678	71.77	2:00.342	2
9	81		8 Scott GRANT	Yamaha TZR250 - Avbase Flight Group	5	10:14.926	30.652	4.724	71.22	2:00.496	4
10	70		9 Andrew BURSCOUGH	Yamaha YPVS 350 - Apollo/Merlin/Abbey/Martitaniu	5	10:19.505	35.231	4.579	70.70	2:00.440	5
11	74		10 Paul WHITBY	Yamaha TZR250 - Greybridge Ltd	5	10:19.626	35.352	0.121	70.68	2:01.133	4
12	57		11 Geoff MOOK	Yamaha TZR250 -	5	10:21.442	37.168	1.816	70.47	2:02.125	3
13	60	C	2 Daniel GOUGH	Yamaha TZR 250 - G Force Motorcycles	5	10:24.993	40.719	3.551	70.07	2:02.770	4
14	53	C	3 Alan COATES	Yamaha TZR250 - Clarendon Motorcycles Hull	5	10:46.333	1:02.059	21.340	67.76	2:04.525	5
15	26	R	1 Damian LEE	Yamaha TZR250 - Leed Autos	5	10:55.552	1:11.278	9.219	66.81	2:08.614	4
16	46	C	4 Kevin MARSHALL	Yamaha TZR250 -	5	11:29.421	1:45.147	33.869	63.53	2:15.262	4
17	42	C	5 Martin PEARSON	Yamaha TZR250 - Viking Inspection	5	11:44.112	1:59.838	14.691	62.20	2:14.132	5
18	33	C	6 Kieran LEWIS	Yamaha TZR250 - Controls For Doors Ltd/ G Force	5	11:44.784	2:00.510	0.672	62.14	2:15.399	5
19	100	R	2 Stephen WIMBLE	Yamaha TZR 250 - www.ypmrc.co.uk	5	11:59.060	2:14.786	14.276	60.91	2:19.831	4
20	25	C	7 Nigel TERRY	Yamaha TZR250 - NTrap Garage Doors	4	9:55.715	1 Lap	1 Lap	58.81	2:24.519	4
21	41	C	8 Paul BOWLING	Yamaha TDR250 -	4	9:56.081	1 Lap	0.366	58.78	2:24.656	3
22	73	R	3 Colvin TURNER	Yamaha TZR250 -	4	10:50.129	1 Lap	54.048	53.89	2:38.526	4

NOT CLASSIFIED

DNF	92		Derek CRIPPS	Yamaha TZR250 - Kelly Cripps	2	4:21.409	3 Laps	2 Laps	67.01	2:05.793	2
DNF	99	C	Paul FIRTH	Yamaha TZR 250 2MA -	1	2:44.841	4 Laps	1 Lap	53.14		
DNF	67	C	Mark BAILEY	Yamaha TZR250 - Gforce motorcycles	1	2:45.064	4 Laps	0.223	53.06		

FASTEST LAP

96			Anthony JOHNSON	Yamaha TZR 250 - Technical lifting service's	4	1:54.728		76.35 mph	122.87 kph		
15	C		Billy PERKINS	Yamaha TZR250 - T.w fuggle & son / Windsor food	5	1:59.157		73.51 mph	118.31 kph		
26	R		Damian LEE	Yamaha TZR250 - Leed Autos	4	2:08.614		68.10 mph	109.61 kph		

Class - 92.5% of Race Speed = 69.33 mph
 Class C - 92.5% of Race Speed = 66.50 mph
 Class R - 92.5% of Race Speed = 61.79 mph

Brands Hatch GP
 Circuit Length = 2.4332 miles
 Start: 11:21 Flag 11:31 End: 11:33

Weather / Track : Cloudy / Wet

These results are provisional until the conclusion of any judicial and technical matters.

Clerk Of Course :	Steward :	Timekeeper :
-------------------	-----------	--------------

Results can be found at www.tsl-timing.com

Printed - 11:33 Sunday, 04 October 2020



BMCRC - MRO Championships 2020 - Rnd 4 @ Brands Hatch GP

DFDS Yamaha Past Masters

RACE 2 - LAP CHART

LAP 1 @ 11:23:26.514

NO	BEHIND	LAP TIME
13		2:02.088
96	0.970	2:03.058
24	2.440	2:04.528
19	3.068	2:05.156
11	3.641	2:05.729
0	4.972	2:07.060
81	6.533	2:08.621
15	7.133	2:09.221
4	7.146	2:09.234
57	7.866	2:09.954
70	9.131	2:11.219
74	9.446	2:11.534
60	10.007	2:12.095
92	13.528	2:15.616
26	16.100	2:18.188
53	17.308	2:19.396
46	22.911	2:24.999
42	32.137	2:34.225
33	32.567	2:34.655
100	33.764	2:35.852
41	37.587	2:39.675
25	39.359	2:41.447
99	42.753	2:44.841
67	42.976	2:45.064
73	45.516	2:47.604

LAP 2 @ 11:25:22.752

NO	BEHIND	LAP TIME
13		1:56.238
96	0.981	1:56.249
24	2.642	1:56.440
11	4.282	1:56.879
19	5.612	1:58.782
0	9.076	2:00.342
81	11.847	2:01.552
4	12.133	2:01.225
15	12.219	2:01.324
57	13.988	2:02.360
74	16.506	2:03.298
70	16.738	2:03.845
60	17.908	2:04.139
92	23.083	2:05.793
26	29.464	2:09.602
53	29.729	2:08.659
46	43.977	2:17.304
33	55.846	2:19.517
42	57.741	2:21.842
100	59.994	2:22.468
41	1:07.527	2:26.178
25	1:07.907	2:24.786
73	1:30.010	2:40.732

LAP 3 @ 11:27:18.636

NO	BEHIND	LAP TIME
13		1:55.884
96	0.252	1:55.155
24	2.935	1:56.177
11	4.552	1:56.154
19	8.842	1:59.114
0	13.635	2:00.443
4	16.045	1:59.796

15	16.585	2:00.250
81	17.001	2:01.038
57	20.229	2:02.125
74	22.757	2:02.135
70	23.396	2:02.542
60	25.209	2:03.185
53	40.966	2:07.121
26	42.790	2:09.210
46	1:04.158	2:16.065
33	1:18.892	2:18.930
42	1:19.712	2:17.855
100	1:24.516	2:20.406
41	1:36.299	2:24.656
25	1:36.986	2:24.963

LAP 4 @ 11:29:13.616

NO	BEHIND	LAP TIME
96		1:54.728
13	0.915	1:55.895
24	5.823	1:57.868
11	5.985	1:56.413
19	15.619	2:01.757
0	20.143	2:01.488
4	20.227	1:59.162
15	20.811	1:59.206
73	1 Lap	2:43.267
81	22.517	2:00.496
57	28.648	2:03.399
74	28.910	2:01.133
70	29.875	2:01.459
60	32.999	2:02.770
53	52.618	2:06.632
26	56.424	2:08.614
46	1:24.440	2:15.262
33	1:40.195	2:16.283
42	1:40.790	2:16.058
100	1:49.367	2:19.831

LAP 5 @ 11:31:08.700

NO	BEHIND	LAP TIME
96		1:55.084
13	4.692	1:58.861
24	6.604	1:55.865
11	6.715	1:55.814
25	1 Lap	2:24.519
41	1 Lap	2:25.572
19	23.459	2:02.924
15	24.884	1:59.157
4	25.250	2:00.107
0	25.928	2:00.869
81	30.652	2:03.219
70	35.231	2:00.440
74	35.352	2:01.526
57	37.168	2:03.604
60	40.719	2:02.804
53	1:02.059	2:04.525
73	1 Lap	2:38.526
26	1:11.278	2:09.938
46	1:45.147	2:15.791
42	1:59.838	2:14.132
33	2:00.510	2:15.399
100	2:14.786	2:20.503

Weather / Track : Cloudy / Wet

Results can be found at www.tsl-timing.com

Brands Hatch GP

Circuit Length = 2.4332 miles

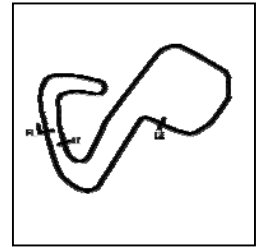
Start: 11:21 Flag 11:31 End: 11:33

Printed - 11:34 Sunday, 04 October 2020

BMCRC - MRO Championships 2020 - Rnd 4 @ Brands Hatch GP

DFDS Yamaha Past Masters

RACE 2 - SECTOR ANALYSIS



SECTOR 1 = FL to I1, SECTOR 2 = I1 to I2, SECTOR 3 = I2 to FL, DIFF = Difference To Personal Best Lap, P = Crossed Finish Line in Pit Lane, D = Time Disallowed

P1 96		Anthony JOHNSON		Yamaha TZR 250 - Technical lifting service's			
IDEAL LAP TIME : 1:54.491		BEST LAP TIME : 1:54.728		DIFFERENCE : 0.237			
LAP	SECTOR 1	SECTOR 2	SECTOR 3	LAP TIME	MPH	DIFF	TIME OF DAY
1 -		52.548	27.422	2:03.058	71.18	8.330	11:23:27.484
2 -	37.467	51.646	27.136	1:56.249	75.35	1.521	11:25:23.733
3 -	36.365	51.301	27.489	1:55.155 (3)	76.07	0.427	11:27:18.888
4 -	36.481	51.112	27.135	1:54.728 (1)	76.35		11:29:13.616
5 -	36.244	51.631	27.209	1:55.084 (2)	76.11	0.356	11:31:08.700

P2 13		Jamie KELMAN		Yamaha TZR250 -			
IDEAL LAP TIME : 1:55.514		BEST LAP TIME : 1:55.884		DIFFERENCE : 0.370			
LAP	SECTOR 1	SECTOR 2	SECTOR 3	LAP TIME	MPH	DIFF	TIME OF DAY
1 -		52.524	27.792	2:02.088	71.74	6.204	11:23:26.514
2 -	37.224	51.799	27.215	1:56.238 (3)	75.36	0.354	11:25:22.752
3 -	36.722	51.750	27.412	1:55.884 (1)	75.59		11:27:18.636
4 -	37.046	51.577	27.272	1:55.895 (2)	75.58	0.011	11:29:14.531
5 -	37.413	53.091	28.357	1:58.861	73.69	2.977	11:31:13.392

P3 24		Scott CARSON		Yamaha TZR250 - Brian Grays Powerbiking,All England Diamor			
IDEAL LAP TIME : 1:55.692		BEST LAP TIME : 1:55.865		DIFFERENCE : 0.173			
LAP	SECTOR 1	SECTOR 2	SECTOR 3	LAP TIME	MPH	DIFF	TIME OF DAY
1 -		53.501	27.742	2:04.528	70.34	8.663	11:23:28.954
2 -	36.702	52.499	27.239	1:56.440 (3)	75.23	0.575	11:25:25.394
3 -	36.586	52.367	27.224	1:56.177 (2)	75.40	0.312	11:27:21.571
4 -	36.453	54.147	27.268	1:57.868	74.31	2.003	11:29:19.439
5 -	36.292	52.176	27.397	1:55.865 (1)	75.60		11:31:15.304

P4 11		Andrew BOWN		Yamaha TZR250 -			
IDEAL LAP TIME : 1:55.496		BEST LAP TIME : 1:55.814		DIFFERENCE : 0.318			
LAP	SECTOR 1	SECTOR 2	SECTOR 3	LAP TIME	MPH	DIFF	TIME OF DAY
1 -		52.920	27.844	2:05.729	69.67	9.915	11:23:30.155
2 -	37.645	51.990	27.244	1:56.879	74.94	1.065	11:25:27.034
3 -	37.127	51.674	27.353	1:56.154 (2)	75.41	0.340	11:27:23.188
4 -	36.693	52.591	27.129	1:56.413 (3)	75.24	0.599	11:29:19.601
5 -	36.893	51.721	27.200	1:55.814 (1)	75.63		11:31:15.415

P5 19		Peter BRANTON		Yamaha TZR250 - Exactweld Racing			
IDEAL LAP TIME : 1:58.666		BEST LAP TIME : 1:58.782		DIFFERENCE : 0.116			
LAP	SECTOR 1	SECTOR 2	SECTOR 3	LAP TIME	MPH	DIFF	TIME OF DAY
1 -		53.472	27.672	2:05.156	69.99	6.374	11:23:29.582
2 -	37.875	53.448	27.459	1:58.782 (1)	73.74		11:25:28.364
3 -	37.759	53.455	27.900	1:59.114 (2)	73.54	0.332	11:27:27.478
4 -	38.978	54.366	28.413	2:01.757 (3)	71.94	2.975	11:29:29.235
5 -	38.833	55.266	28.825	2:02.924	71.26	4.142	11:31:32.159

P6 15 C		Billy PERKINS		Yamaha TZR250 - T.w fuggle & son / Windsor food machinery			
IDEAL LAP TIME : 1:58.866		BEST LAP TIME : 1:59.157		DIFFERENCE : 0.291			
LAP	SECTOR 1	SECTOR 2	SECTOR 3	LAP TIME	MPH	DIFF	TIME OF DAY
1 -		54.635	28.846	2:09.221	67.78	10.064	11:23:33.647
2 -	38.512	54.172	28.640	2:01.324	72.20	2.167	11:25:34.971
3 -	37.820	53.792	28.638	2:00.250 (3)	72.84	1.093	11:27:35.221
4 -	37.534	53.330	28.342	1:59.206 (2)	73.48	0.049	11:29:34.427
5 -	37.765	53.390	28.002	1:59.157 (1)	73.51		11:31:33.584

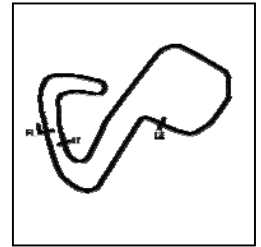
Weather / Track : Cloudy / Wet

Brands Hatch GP
Circuit Length = 2.4332 miles
Start: 11:21 Flag 11:31 End: 11:33

BMCRC - MRO Championships 2020 - Rnd 4 @ Brands Hatch GP

DFDS Yamaha Past Masters

RACE 2 - SECTOR ANALYSIS



SECTOR 1 = FL to I1, SECTOR 2 = I1 to I2, SECTOR 3 = I2 to FL, DIFF = Difference To Personal Best Lap, P = Crossed Finish Line in Pit Lane, D = Time Disallowed

P7 4		Denis HALIL		Yamaha TZR250 - D & A AUTOS			
IDEAL LAP TIME : 1:58.472		BEST LAP TIME : 1:59.162		DIFFERENCE : 0.690			
LAP	SECTOR 1	SECTOR 2	SECTOR 3	LAP TIME	MPH	DIFF	TIME OF DAY
1 -		54.923	28.278	2:09.234	67.78	10.072	11:23:33.660
2 -	38.801	54.211	28.213	2:01.225	72.26	2.063	11:25:34.885
3 -	38.385	53.295	28.116	1:59.796 (2)	73.12	0.634	11:27:34.681
4 -	37.110	53.689	28.363	1:59.162 (1)	73.51		11:29:33.843
5 -	38.601	53.439	28.067	2:00.107 (3)	72.93	0.945	11:31:33.950

P8 0		Paul TOLAND		Yamaha TZR250 - Kippers keys			
IDEAL LAP TIME : 1:59.470		BEST LAP TIME : 2:00.342		DIFFERENCE : 0.872			
LAP	SECTOR 1	SECTOR 2	SECTOR 3	LAP TIME	MPH	DIFF	TIME OF DAY
1 -		53.926	27.798	2:07.060	68.94	6.718	11:23:31.486
2 -	38.280	53.994	28.068	2:00.342 (1)	72.79		11:25:31.828
3 -	38.352	53.759	28.332	2:00.443 (2)	72.73	0.101	11:27:32.271
4 -	38.256	53.878	29.354	2:01.488	72.10	1.146	11:29:33.759
5 -	39.129	53.416	28.324	2:00.869 (3)	72.47	0.527	11:31:34.628

P9 81		Scott GRANT		Yamaha TZR250 - Avbase Flight Group			
IDEAL LAP TIME : 2:00.114		BEST LAP TIME : 2:00.496		DIFFERENCE : 0.382			
LAP	SECTOR 1	SECTOR 2	SECTOR 3	LAP TIME	MPH	DIFF	TIME OF DAY
1 -		54.766	28.714	2:08.621	68.10	8.125	11:23:33.047
2 -	39.048	53.721	28.783	2:01.552 (3)	72.06	1.056	11:25:34.599
3 -	39.040	53.590	28.408	2:01.038 (2)	72.37	0.542	11:27:35.637
4 -	38.383	53.323	28.790	2:00.496 (1)	72.69		11:29:36.133
5 -	39.162	53.867	30.190	2:03.219	71.09	2.723	11:31:39.352

P10 70		Andrew BURSCOUGH		Yamaha YPVS 350 - Apollo/Merlin/Abbey/Martitanium			
IDEAL LAP TIME : 2:00.440		BEST LAP TIME : 2:00.440		DIFFERENCE : 0.000			
LAP	SECTOR 1	SECTOR 2	SECTOR 3	LAP TIME	MPH	DIFF	TIME OF DAY
1 -		55.599	29.197	2:11.219	66.75	10.779	11:23:35.645
2 -	39.229	55.702	28.914	2:03.845	70.73	3.405	11:25:39.490
3 -	38.892	54.825	28.825	2:02.542 (3)	71.48	2.102	11:27:42.032
4 -	38.841	54.412	28.206	2:01.459 (2)	72.12	1.019	11:29:43.491
5 -	38.061	54.290	28.089	2:00.440 (1)	72.73		11:31:43.931

P11 74		Paul WHITBY		Yamaha TZR250 - Greybridge Ltd			
IDEAL LAP TIME : 2:00.833		BEST LAP TIME : 2:01.133		DIFFERENCE : 0.300			
LAP	SECTOR 1	SECTOR 2	SECTOR 3	LAP TIME	MPH	DIFF	TIME OF DAY
1 -		55.655	28.921	2:11.534	66.59	10.401	11:23:35.960
2 -	39.508	54.916	28.874	2:03.298	71.04	2.165	11:25:39.258
3 -	39.060	54.264	28.811	2:02.135 (3)	71.72	1.002	11:27:41.393
4 -	38.472	54.331	28.330	2:01.133 (1)	72.31		11:29:42.526
5 -	38.777	54.031	28.718	2:01.526 (2)	72.08	0.393	11:31:44.052

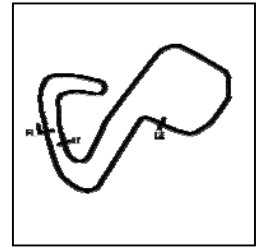
P12 57		Geoff MOOK		Yamaha TZR250 -			
IDEAL LAP TIME : 2:01.586		BEST LAP TIME : 2:02.125		DIFFERENCE : 0.539			
LAP	SECTOR 1	SECTOR 2	SECTOR 3	LAP TIME	MPH	DIFF	TIME OF DAY
1 -		55.372	28.711	2:09.954	67.40	7.829	11:23:34.380
2 -	38.553	54.829	28.978	2:02.360 (2)	71.59	0.235	11:25:36.740
3 -	38.289	54.586	29.250	2:02.125 (1)	71.72		11:27:38.865
4 -	38.542	55.798	29.059	2:03.399 (3)	70.98	1.274	11:29:42.264
5 -	38.485	55.758	29.361	2:03.604	70.87	1.479	11:31:45.868

Weather / Track : Cloudy / Wet

BMCRC - MRO Championships 2020 - Rnd 4 @ Brands Hatch GP

DFDS Yamaha Past Masters

RACE 2 - SECTOR ANALYSIS



SECTOR 1 = FL to I1, SECTOR 2 = I1 to I2, SECTOR 3 = I2 to FL, DIFF = Difference To Personal Best Lap, P = Crossed Finish Line in Pit Lane, D = Time Disallowed

P13 60 C Daniel GOUGH		Yamaha TZR 250 - G Force Motorcycles					
IDEAL LAP TIME : 2:02.262		BEST LAP TIME : 2:02.770		DIFFERENCE : 0.508			
LAP	SECTOR 1	SECTOR 2	SECTOR 3	LAP TIME	MPH	DIFF	TIME OF DAY
1 -		56.727	28.860	2:12.095	66.31	9.325	11:23:36.521
2 -	39.713	55.749	28.677	2:04.139	70.56	1.369	11:25:40.660
3 -	39.151	54.895	29.139	2:03.185 (3)	71.11	0.415	11:27:43.845
4 -	38.987	54.813	28.970	2:02.770 (1)	71.35		11:29:46.615
5 -	39.117	54.598	29.089	2:02.804 (2)	71.33	0.034	11:31:49.419

P14 53 C Alan COATES		Yamaha TZR250 - Clarendon Motorcycles Hull					
IDEAL LAP TIME : 2:04.525		BEST LAP TIME : 2:04.525		DIFFERENCE : 0.000			
LAP	SECTOR 1	SECTOR 2	SECTOR 3	LAP TIME	MPH	DIFF	TIME OF DAY
1 -		59.114	29.917	2:19.396	62.84	14.871	11:23:43.822
2 -	40.835	58.452	29.372	2:08.659	68.08	4.134	11:25:52.481
3 -	40.487	57.234	29.400	2:07.121 (3)	68.90	2.596	11:27:59.602
4 -	40.642	56.623	29.367	2:06.632 (2)	69.17	2.107	11:30:06.234
5 -	39.710	55.758	29.057	2:04.525 (1)	70.34		11:32:10.759

P15 26 R Damian LEE		Yamaha TZR250 - Leed Autos					
IDEAL LAP TIME : 2:08.610		BEST LAP TIME : 2:08.614		DIFFERENCE : 0.004			
LAP	SECTOR 1	SECTOR 2	SECTOR 3	LAP TIME	MPH	DIFF	TIME OF DAY
1 -		58.840	30.203	2:18.188	63.39	9.574	11:23:42.614
2 -	40.820	58.558	30.224	2:09.602 (3)	67.59	0.988	11:25:52.216
3 -	41.095	58.467	29.648	2:09.210 (2)	67.79	0.596	11:28:01.426
4 -	40.762	58.200	29.652	2:08.614 (1)	68.10		11:30:10.040
5 -	41.338	58.513	30.087	2:09.938	67.41	1.324	11:32:19.978

P16 46 C Kevin MARSHALL		Yamaha TZR250 -					
IDEAL LAP TIME : 2:14.038		BEST LAP TIME : 2:15.262		DIFFERENCE : 1.224			
LAP	SECTOR 1	SECTOR 2	SECTOR 3	LAP TIME	MPH	DIFF	TIME OF DAY
1 -		1:02.040	31.924	2:24.999	60.41	9.737	11:23:49.425
2 -	43.125	1:02.526	31.653	2:17.304	63.79	2.042	11:26:06.729
3 -	42.348	1:01.819	31.898	2:16.065 (3)	64.37	0.803	11:28:22.794
4 -	43.022	1:00.895	31.345	2:15.262 (1)	64.76		11:30:38.056
5 -	41.798	1:01.974	32.019	2:15.791 (2)	64.50	0.529	11:32:53.847

P17 42 C Martin PEARSON		Yamaha TZR250 - Viking Inspection					
IDEAL LAP TIME : 2:14.132		BEST LAP TIME : 2:14.132		DIFFERENCE : 0.000			
LAP	SECTOR 1	SECTOR 2	SECTOR 3	LAP TIME	MPH	DIFF	TIME OF DAY
1 -		1:05.148	33.884	2:34.225	56.79	20.093	11:23:58.651
2 -	46.154	1:03.138	32.550	2:21.842	61.75	7.710	11:26:20.493
3 -	43.925	1:02.132	31.798	2:17.855 (3)	63.54	3.723	11:28:38.348
4 -	43.155	1:01.574	31.329	2:16.058 (2)	64.38	1.926	11:30:54.406
5 -	43.137	1:00.344	30.651	2:14.132 (1)	65.30		11:33:08.538

P18 33 C Kieran LEWIS		Yamaha TZR250 - Controls For Doors Ltd/ G Force Motorcycles					
IDEAL LAP TIME : 2:15.399		BEST LAP TIME : 2:15.399		DIFFERENCE : 0.000			
LAP	SECTOR 1	SECTOR 2	SECTOR 3	LAP TIME	MPH	DIFF	TIME OF DAY
1 -		1:05.243	33.877	2:34.655	56.64	19.256	11:23:59.081
2 -	44.107	1:03.493	31.917	2:19.517	62.78	4.118	11:26:18.598
3 -	44.162	1:03.326	31.442	2:18.930 (3)	63.05	3.531	11:28:37.528
4 -	43.631	1:01.239	31.413	2:16.283 (2)	64.27	0.884	11:30:53.811
5 -	43.277	1:01.217	30.905	2:15.399 (1)	64.69		11:33:09.210

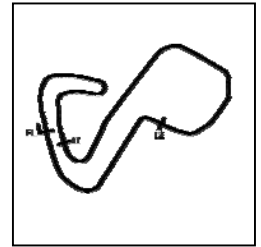
Weather / Track : Cloudy / Wet

Brands Hatch GP
Circuit Length = 2.4332 miles
Start: 11:21 Flag 11:31 End: 11:33

BMCRC - MRO Championships 2020 - Rnd 4 @ Brands Hatch GP

DFDS Yamaha Past Masters

RACE 2 - SECTOR ANALYSIS



SECTOR 1 = FL to I1, SECTOR 2 = I1 to I2, SECTOR 3 = I2 to FL, DIFF = Difference To Personal Best Lap, P = Crossed Finish Line in Pit Lane, D = Time Disallowed

P19 100 R		Stephen WIMBLE		Yamaha TZR 250 - www.ypmrc.co.uk			
IDEAL LAP TIME : 2:19.831		BEST LAP TIME : 2:19.831		DIFFERENCE : 0.000			
LAP	SECTOR 1	SECTOR 2	SECTOR 3	LAP TIME	MPH	DIFF	TIME OF DAY
1 -		1:05.971	33.176	2:35.852	56.20	16.021	11:24:00.278
2 -	45.157	1:04.582	32.729	2:22.468	61.48	2.637	11:26:22.746
3 -	44.226	1:03.841	32.339	2:20.406 (2)	62.38	0.575	11:28:43.152
4 -	43.898	1:03.731	32.202	2:19.831 (1)	62.64		11:31:02.983
5 -	44.218	1:04.075	32.210	2:20.503 (3)	62.34	0.672	11:33:23.486

P20 25 C		Nigel TERRY		Yamaha TZR250 - NTrap Garage Doors			
IDEAL LAP TIME : 2:23.672		BEST LAP TIME : 2:24.519		DIFFERENCE : 0.847			
LAP	SECTOR 1	SECTOR 2	SECTOR 3	LAP TIME	MPH	DIFF	TIME OF DAY
1 -		1:10.315	34.312	2:41.447	54.25	16.928	11:24:05.873
2 -	46.130	1:05.520	33.136	2:24.786 (2)	60.50	0.267	11:26:30.659
3 -	46.072	1:05.127	33.764	2:24.963 (3)	60.42	0.444	11:28:55.622
4 -	46.507	1:04.464	33.548	2:24.519 (1)	60.61		11:31:20.141

P21 41 C		Paul BOWLING		Yamaha TDR250 -			
IDEAL LAP TIME : 2:24.348		BEST LAP TIME : 2:24.656		DIFFERENCE : 0.308			
LAP	SECTOR 1	SECTOR 2	SECTOR 3	LAP TIME	MPH	DIFF	TIME OF DAY
1 -		1:08.849	33.620	2:39.675	54.86	15.019	11:24:04.101
2 -	46.867	1:05.435	33.876	2:26.178 (3)	59.92	1.522	11:26:30.279
3 -	46.876	1:05.160	32.620	2:24.656 (1)	60.55		11:28:54.935
4 -	48.002	1:04.861	32.709	2:25.572 (2)	60.17	0.916	11:31:20.507

P22 73 R		Colvin TURNER		Yamaha TZR250 -			
IDEAL LAP TIME : 2:37.965		BEST LAP TIME : 2:38.526		DIFFERENCE : 0.561			
LAP	SECTOR 1	SECTOR 2	SECTOR 3	LAP TIME	MPH	DIFF	TIME OF DAY
1 -		1:13.121	34.627	2:47.604	52.26	9.078	11:24:12.030
2 -	50.979	1:12.874	36.879	2:40.732 (2)	54.49	2.206	11:26:52.762
3 -	55.247	1:12.763	35.257	2:43.267 (3)	53.65	4.741	11:29:36.029
4 -	50.697	1:12.641	35.188	2:38.526 (1)	55.25		11:32:14.555

P23 92		Derek CRIPPS		Yamaha TZR250 - Kelly Cripps			
IDEAL LAP TIME : 2:05.729		BEST LAP TIME : 2:05.793		DIFFERENCE : 0.064			
LAP	SECTOR 1	SECTOR 2	SECTOR 3	LAP TIME	MPH	DIFF	TIME OF DAY
1 -		57.689	30.167	2:15.616	64.59	9.823	11:23:40.042
2 -	39.546	56.487	29.760	2:05.793 (1)	69.63		11:25:45.835

P24 99 C		Paul FIRTH		Yamaha TZR 250 2MA -			
IDEAL LAP TIME : 2:36.943		BEST LAP TIME :		DIFFERENCE :			
LAP	SECTOR 1	SECTOR 2	SECTOR 3	LAP TIME	MPH	DIFF	TIME OF DAY
1 -		1:15.277	33.027	2:44.841	53.14		11:24:09.267

P25 67 C		Mark BAILEY		Yamaha TZR250 - Gforce motorcycles			
IDEAL LAP TIME : 2:36.993		BEST LAP TIME :		DIFFERENCE :			
LAP	SECTOR 1	SECTOR 2	SECTOR 3	LAP TIME	MPH	DIFF	TIME OF DAY
1 -		1:11.233	36.243	2:45.064	53.06		11:24:09.490

BMCRC - MRO Championships 2020 - Rnd 4 @ Brands Hatch GP

DFDS Yamaha Past Masters

RACE 2 - BEST SECTORS

SECTOR 1			SECTOR 2			SECTOR 3			IDEAL / BEST COMPARISON						
POS	NO	NAME	TIME	NO	NAME	TIME	NO	NAME	TIME	POS	NO	NAME	IDEAL	BEST	DIFF
													PERFECT LAP	1:54.485	
1	96	JOHNSON	36.244	96	JOHNSON	51.112	11	BOWN	27.129	1	96	JOHNSON	1:54.491	1:54.728	0.237
2	24	CARSON	36.292	13	KELMAN	51.577	96	JOHNSON	27.135	2	11	BOWN	1:55.496	1:55.814	0.318
3	11	BOWN	36.693	11	BOWN	51.674	13	KELMAN	27.215	3	13	KELMAN	1:55.514	1:55.884	0.370
4	13	KELMAN	36.722	24	CARSON	52.176	24	CARSON	27.224	4	24	CARSON	1:55.692	1:55.865	0.173
5	4	HALIL	37.110	4	HALIL	53.295	19	BRANTON	27.459	5	4	HALIL	1:58.472	1:59.162	0.690
6	15	PERKINS	37.534	81	GRANT	53.323	0	TOLAND	27.798	6	19	BRANTON	1:58.666	1:58.782	0.116
7	19	BRANTON	37.759	15	PERKINS	53.330	15	PERKINS	28.002	7	15	PERKINS	1:58.866	1:59.157	0.291
8	70	BURSCOUGH	38.061	0	TOLAND	53.416	4	HALIL	28.067	8	0	TOLAND	1:59.470	2:00.342	0.872
9	0	TOLAND	38.256	19	BRANTON	53.448	70	BURSCOUGH	28.089	9	81	GRANT	2:00.114	2:00.496	0.382
10	57	MOOK	38.289	74	WHITBY	54.031	74	WHITBY	28.330	10	70	BURSCOUGH	2:00.440	2:00.440	0.000
11	81	GRANT	38.383	70	BURSCOUGH	54.290	81	GRANT	28.408	11	74	WHITBY	2:00.833	2:01.133	0.300
12	74	WHITBY	38.472	57	MOOK	54.586	60	GOUGH	28.677	12	57	MOOK	2:01.586	2:02.125	0.539
13	60	GOUGH	38.987	60	GOUGH	54.598	57	MOOK	28.711	13	60	GOUGH	2:02.262	2:02.770	0.508
14	92	CRIPPS	39.482	53	COATES	55.758	53	COATES	29.057	14	53	COATES	2:04.525	2:04.525	0.000
15	53	COATES	39.710	92	CRIPPS	56.487	26	LEE	29.648	15	92	CRIPPS	2:05.729	2:05.793	0.064
16	26	LEE	40.762	26	LEE	58.200	92	CRIPPS	29.760	16	26	LEE	2:08.610	2:08.614	0.004
17	46	MARSHALL	41.798	42	PEARSON	1:00.344	42	PEARSON	30.651	17	46	MARSHALL	2:14.038	2:15.262	1.224
18	42	PEARSON	43.137	46	MARSHALL	1:00.895	33	LEWIS	30.905	18	42	PEARSON	2:14.132	2:14.132	0.000
19	33	LEWIS	43.277	33	LEWIS	1:01.217	46	MARSHALL	31.345	19	33	LEWIS	2:15.399	2:15.399	0.000
20	100	WIMBLE	43.898	100	WIMBLE	1:03.731	100	WIMBLE	32.202	20	100	WIMBLE	2:19.831	2:19.831	0.000
21	25	TERRY	46.072	25	TERRY	1:04.464	41	BOWLING	32.620	21	25	TERRY	2:23.672	2:24.519	0.847
22	41	BOWLING	46.867	41	BOWLING	1:04.861	99	FIRTH	33.027	22	41	BOWLING	2:24.348	2:24.656	0.308
23	99	FIRTH	48.639	67	BAILEY	1:11.233	25	TERRY	33.136	23	99	FIRTH	2:36.943		
24	67	BAILEY	49.517	73	TURNER	1:12.641	73	TURNER	34.627	24	67	BAILEY	2:36.993		
25	73	TURNER	50.697	99	FIRTH	1:15.277	67	BAILEY	36.243	25	73	TURNER	2:37.965	2:38.526	0.561

Weather / Track : Cloudy / Wet

Results can be found at www.tsl-timing.com

Brands Hatch GP

Circuit Length = 2.4332 miles

Start: 11:21 Flag 11:31 End: 11:33

Printed - 11:34 Sunday, 04 October 2020

BMCRC - MRO Championships 2020 - Rnd 4 @ Brands Hatch GP

DFDS Yamaha Past Masters

RACE 2 - STATISTICS

Competitors Started 25
Planned Start 2020-10-04 @ 10:40:00.000
Actual Start 2020-10-04 @ 11:21:24.425
Finish Time 2020-10-04 @ 11:31:08.699
Track Length 2.4332mi.
Total Laps 111
Total Distance Covered 270.0951mi.

Session Fastest Lap History

NO	CL	NAME	LAP TIME	TIME OF DAY	LAP	VEHICLE
13		Jamie KELMAN	1:56.238	11:25:22.763	2	Yamaha TZR250
13		Jamie KELMAN	1:55.884	11:27:18.647	3	Yamaha TZR250
96		Anthony JOHNSON	1:55.155	11:27:18.900	3	Yamaha TZR 250
96		Anthony JOHNSON	1:54.728	11:29:13.628	4	Yamaha TZR 250

Session Leader History

NO	CL	NAME	FROM LAP	LAPS LED	DISTANCE	VEHICLE
13		Jamie KELMAN	1	3	7.29 miles	Yamaha TZR250
96		Anthony JOHNSON	4	2	4.86 miles	Yamaha TZR 250

Flag History

TYPE	TIME OF DAY
GREEN	11:21:24.425
FINISH	11:31:08.699

Flag Statistics

TYPE	COUNT	TOTAL LAPS	TOTAL TIME
Green	1	5	12:02.037
Red	0	0	0.000
Safety Car	0	0	0.000
FCY	0	0	0.000

BMCRC - MRO Championships 2020 - Rnd 4 @ Brands Hatch GP

DFDS Yamaha Past Masters

RACE 2 - STATISTICS

CLASS :

12 Starters

Fastest Lap History

NO	NAME	LAP TIME	TIME OF DAY	LAP	VEHICLE
13	Jamie KELMAN	1:56.238	11:25:22.763	2	Yamaha TZR250
13	Jamie KELMAN	1:55.884	11:27:18.647	3	Yamaha TZR250
96	Anthony JOHNSON	1:55.155	11:27:18.900	3	Yamaha TZR 250
96	Anthony JOHNSON	1:54.728	11:29:13.628	4	Yamaha TZR 250

Leader History

NO	NAME	FROM LAP	LAPS LED	DISTANCE	VEHICLE
13	Jamie KELMAN	1	3	7.29 miles	Yamaha TZR250
96	Anthony JOHNSON	4	2	4.86 miles	Yamaha TZR 250

BMCRC - MRO Championships 2020 - Rnd 4 @ Brands Hatch GP

DFDS Yamaha Past Masters

RACE 2 - STATISTICS

CLASS : C

10 Starters

Fastest Lap History

NO	NAME	LAP TIME	TIME OF DAY	LAP	VEHICLE
15	Billy PERKINS	2:01.324	11:25:34.984	2	Yamaha TZR250
15	Billy PERKINS	2:00.250	11:27:35.234	3	Yamaha TZR250
15	Billy PERKINS	1:59.206	11:29:34.440	4	Yamaha TZR250
15	Billy PERKINS	1:59.157	11:31:33.597	5	Yamaha TZR250

Leader History

NO	NAME	FROM LAP	LAPS LED	DISTANCE	VEHICLE
15	Billy PERKINS	1	5	12.16 miles	Yamaha TZR250

BMCRC - MRO Championships 2020 - Rnd 4 @ Brands Hatch GP

DFDS Yamaha Past Masters

RACE 2 - STATISTICS

CLASS : R

3 Starters

Fastest Lap History

NO	NAME	LAP TIME	TIME OF DAY	LAP	VEHICLE
26	Damian LEE	2:09.602	11:25:52.224	2	Yamaha TZR250
26	Damian LEE	2:09.210	11:28:01.436	3	Yamaha TZR250
26	Damian LEE	2:08.614	11:30:10.050	4	Yamaha TZR250

Leader History

NO	NAME	FROM LAP	LAPS LED	DISTANCE	VEHICLE
26	Damian LEE	1	5	12.16 miles	Yamaha TZR250

BMCRC - MRO Championships 2020 - Rnd 4 @ Brands Hatch GP
DFDS Yamaha Past Masters
RACE 13 - GRID (5 Laps)

ROW 9	27	75	Steve HIGERTY	26	3	Alan COOPER	25	67	Mark BAILEY
ROW 8	24	99	Paul FIRTH	23	73	Colvin TURNER	22	41	Paul BOWLING
ROW 7	21	25	Nigel TERRY	20	100	Stephen WIMBLE	19	33	Kieran LEWIS
ROW 6	18	46	Kevin MARSHALL	17	42	Martin PEARSON	16	26	Damian LEE
ROW 5	15	92	Derek CRIPPS	14	53	Alan COATES	13	60	Daniel GOUGH
ROW 4	12	57	Geoff MOOK	11	74	Paul WHITBY	10	81	Scott GRANT
ROW 3	9	70	Andrew BURSCOUGH	8	0	Paul TOLAND	7	4	Denis HALIL
ROW 2	6	15	Billy PERKINS	5	19	Peter BRANTON	4	13	Jamie KELMAN
ROW 1	3	24	Scott CARSON	2	11	Andrew BOWN	1	96	Anthony JOHNSON
									Pole

 Brands Hatch GP
 Circuit Length = 2.4332 miles

These results are provisional until the conclusion of any judicial and technical matters.

Clerk Of Course :	Steward :	Timekeeper :
-------------------	-----------	--------------

 Results can be found at www.tsl-timing.com

Printed - 11:36 Sunday, 04 October 2020



BMCRC - MRO Championships 2020 - Rnd 4 @ Brands Hatch GP
DFDS Yamaha Past Masters
RACE 13 - CLASSIFICATION

POS	NO	CL	PIC NAME	ENTRY	LAPS	TIME	GAP	DIFF	MPH	BEST	ON
1	13		1 Jamie KELMAN	Yamaha TZR250 -	5	9:37.522			75.83	1:53.445	4
2	24		2 Scott CARSON	Yamaha TZR250 - Brian Grays Powerbiking,All Eng	5	9:38.592	1.070	1.070	75.69	1:53.970	4
3	11		3 Andrew BOWN	Yamaha TZR250 -	5	9:41.836	4.314	3.244	75.27	1:54.318	4
4	0		4 Paul TOLAND	Yamaha TZR250 - Kippers keys	5	10:01.143	23.621	19.307	72.85	1:58.677	5
5	15	C	1 Billy PERKINS	Yamaha TZR250 - T.w fuggle & son / Windsor food	5	10:01.307	23.785	0.164	72.83	1:58.109	4
6	70		5 Andrew BURSCOUGH	Yamaha YPVS 350 - Apollo/Merlin/Abbey/Martitaniu	5	10:07.355	29.833	6.048	72.11	1:58.291	4
7	19		6 Peter BRANTON	Yamaha TZR250 - Exactweld Racing	5	10:07.407	29.885	0.052	72.10	1:57.762	4
8	74		7 Paul WHITBY	Yamaha TZR250 - Greybridge Ltd	5	10:17.567	40.045	10.160	70.92	2:00.532	2
9	81		8 Scott GRANT	Yamaha TZR250 - Avbase Flight Group	5	10:20.446	42.924	2.879	70.59	2:01.342	2
10	60	C	2 Daniel GOUGH	Yamaha TZR 250 - G Force Motorcycles	5	10:20.585	43.063	0.139	70.57	2:01.471	5
11	57		9 Geoff MOOK	Yamaha TZR250 -	5	10:22.523	45.001	1.938	70.35	2:01.348	4
12	26	R	1 Damian LEE	Yamaha TZR250 - Leed Autos	5	10:37.652	1:00.130	15.129	68.68	2:04.376	2
13	46	C	3 Kevin MARSHALL	Yamaha TZR250 -	5	11:23.201	1:45.679	45.549	64.10	2:14.847	2
14	33	C	4 Kieran LEWIS	Yamaha TZR250 - Controls For Doors Ltd/ G Force	5	11:29.171	1:51.649	5.970	63.55	2:13.492	5
15	100	R	2 Stephen WIMBLE	Yamaha TZR 250 - www.ypmrc.co.uk	5	11:42.212	2:04.690	13.041	62.37	2:17.495	4
16	42	C	5 Martin PEARSON	Yamaha TZR250 - Viking Inspection	5	11:54.191	2:16.669	11.979	61.32	2:19.343	3
17	25	C	6 Nigel TERRY	Yamaha TZR250 - NTrap Garage Doors	4	9:55.957	1 Lap	1 Lap	58.79	2:26.288	2
18	67	C	7 Mark BAILEY	Yamaha TZR250 - Gforce motorcycles	4	10:14.519	1 Lap	18.562	57.01	2:32.055	4

NOT CLASSIFIED

DNF	4		Denis HALIL	Yamaha TZR250 - D & A AUTOS	4	8:03.246	1 Lap		72.50	1:57.781	4
DNF	96		Anthony JOHNSON	Yamaha TZR 250 - Technical lifting service's	2	3:54.842	3 Laps	2 Laps	74.60	1:53.724	2
DNF	73	R	Colvin TURNER	Yamaha TZR250 -	2	5:20.514	3 Laps	1:25.672	54.66	2:38.489	2
DNF	99	C	Paul FIRTH	Yamaha TZR 250 2MA -	1	2:26.707	4 Laps	1 Lap	59.70		
DNF	41	C	Paul BOWLING	Yamaha TDR250 -	0						

FASTEST LAP

13			Jamie KELMAN	Yamaha TZR250 -	4	1:53.445		77.21 mph	124.26 kph
15	C		Billy PERKINS	Yamaha TZR250 - T.w fuggle & son / Windsor food	4	1:58.109		74.16 mph	119.36 kph
26	R		Damian LEE	Yamaha TZR250 - Leed Autos	2	2:04.376		70.43 mph	113.34 kph

Class - 92.5% of Race Speed = 70.14 mph
 Class C - 92.5% of Race Speed = 67.36 mph
 Class R - 92.5% of Race Speed = 63.52 mph

Brands Hatch GP
 Circuit Length = 2.4332 miles
 Start: 15:33 Flag 15:43 End: 15:45

Weather / Track : Cloudy / Wet

These results are provisional until the conclusion of any judicial and technical matters.

Clerk Of Course :	Steward :	Timekeeper :
-------------------	-----------	--------------

Results can be found at www.tsl-timing.com

Printed - 15:45 Sunday, 04 October 2020



BMCRC - MRO Championships 2020 - Rnd 4 @ Brands Hatch GP

DFDS Yamaha Past Masters

RACE 13 - LAP CHART

LAP 1 @ 15:35:22.649

NO	BEHIND	LAP TIME
13		2:00.156
96	0.962	2:01.118
24	1.154	2:01.310
11	1.508	2:01.664
70	4.732	2:04.888
0	5.636	2:05.792
15	6.662	2:06.818
4	7.765	2:07.921
81	8.610	2:08.766
74	9.237	2:09.393
19	9.572	2:09.728
57	10.824	2:10.980
60	11.467	2:11.623
26	12.661	2:12.817
46	20.332	2:20.488
99	26.551	2:26.707
100	30.010	2:30.166
33	30.856	2:31.012
42	31.854	2:32.010
25	33.139	2:33.295
67	37.787	2:37.943
73	41.869	2:42.025

LAP 2 @ 15:37:16.923

NO	BEHIND	LAP TIME
13		1:54.274
96	0.412	1:53.724
24	1.218	1:54.338
11	1.553	1:54.319
0	10.156	1:58.794
70	10.781	2:00.323
15	11.623	1:59.235
4	11.964	1:58.473
74	15.495	2:00.532
81	15.678	2:01.342
19	15.710	2:00.412
57	20.048	2:03.498
60	20.088	2:02.895
26	22.763	2:04.376
46	40.905	2:14.847
33	51.625	2:15.043
100	53.767	2:18.031
42	59.859	2:22.279
25	1:05.153	2:26.288
67	1:15.770	2:32.257
73	1:26.084	2:38.489

LAP 3 @ 15:39:10.949

NO	BEHIND	LAP TIME
13		1:54.026
24	1.712	1:54.520
11	2.014	1:54.487
0	15.170	1:59.040
70	16.052	1:59.297
15	16.585	1:58.988
4	17.009	1:59.071
19	21.763	2:00.079
74	23.397	2:01.928
81	27.301	2:05.649
57	28.778	2:02.756
60	29.184	2:03.122

26	35.679	2:06.942
46	1:03.416	2:16.537
33	1:12.677	2:15.078
100	1:18.665	2:18.924
42	1:25.176	2:19.343
25	1:38.377	2:27.250

LAP 4 @ 15:41:04.394

NO	BEHIND	LAP TIME
13		1:53.445
67	1 Lap	2:32.264
24	2.237	1:53.970
11	2.887	1:54.318
0	20.565	1:58.840
70	20.898	1:58.291
15	21.249	1:58.109
4	21.345	1:57.781
19	26.080	1:57.762
74	31.614	2:01.662
81	36.303	2:02.447
57	36.681	2:01.348
60	37.213	2:01.474
26	48.437	2:06.203
46	1:25.305	2:15.334
33	1:33.778	2:14.546
100	1:42.715	2:17.495
42	1:52.834	2:21.103

LAP 5 @ 15:43:00.015

NO	BEHIND	LAP TIME
13		1:55.621
24	1.070	1:54.454
11	4.314	1:57.048
25	1 Lap	2:29.124
0	23.621	1:58.677
15	23.785	1:58.157
70	29.833	2:04.556
19	29.885	1:59.426
67	1 Lap	2:32.055
74	40.045	2:04.052
81	42.924	2:02.242
60	43.063	2:01.471
57	45.001	2:03.941
26	1:00.130	2:07.314
46	1:45.679	2:15.995
33	1:51.649	2:13.492
100	2:04.690	2:17.596
42	2:16.669	2:19.456

Weather / Track : Cloudy / Wet

Results can be found at www.tsl-timing.com

Brands Hatch GP

Circuit Length = 2.4332 miles

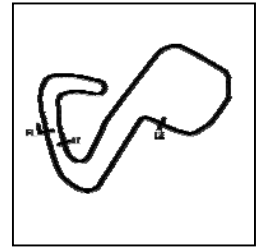
Start: 15:33 Flag 15:43 End: 15:45

Printed - 15:45 Sunday, 04 October 2020

BMCRC - MRO Championships 2020 - Rnd 4 @ Brands Hatch GP

DFDS Yamaha Past Masters

RACE 13 - SECTOR ANALYSIS



SECTOR 1 = FL to I1, SECTOR 2 = I1 to I2, SECTOR 3 = I2 to FL, DIFF = Difference To Personal Best Lap, P = Crossed Finish Line in Pit Lane, D = Time Disallowed

P1 13		Jamie KELMAN		Yamaha TZR250 -			
IDEAL LAP TIME : 1:53.370		BEST LAP TIME : 1:53.445		DIFFERENCE : 0.075			
LAP	SECTOR 1	SECTOR 2	SECTOR 3	LAP TIME	MPH	DIFF	TIME OF DAY
1 -		51.444	27.274	2:00.156	72.90	6.711	15:35:22.649
2 -	36.183	50.997	27.094	1:54.274 (3)	76.65	0.829	15:37:16.923
3 -	36.088	50.904	27.034	1:54.026 (2)	76.82	0.581	15:39:10.949
4 -	36.069	50.507	26.869	1:53.445 (1)	77.21		15:41:04.394
5 -	35.994	52.135	27.492	1:55.621	75.76	2.176	15:43:00.015

P2 24		Scott CARSON		Yamaha TZR250 - Brian Grays Powerbiking,All England Diamor			
IDEAL LAP TIME : 1:53.790		BEST LAP TIME : 1:53.970		DIFFERENCE : 0.180			
LAP	SECTOR 1	SECTOR 2	SECTOR 3	LAP TIME	MPH	DIFF	TIME OF DAY
1 -		52.037	26.920	2:01.310	72.21	7.340	15:35:23.803
2 -	36.335	51.236	26.767	1:54.338 (2)	76.61	0.368	15:37:18.141
3 -	35.966	51.300	27.254	1:54.520	76.49	0.550	15:39:12.661
4 -	35.841	51.312	26.817	1:53.970 (1)	76.86		15:41:06.631
5 -	36.021	51.720	26.713	1:54.454 (3)	76.53	0.484	15:43:01.085

P3 11		Andrew BOWN		Yamaha TZR250 -			
IDEAL LAP TIME : 1:53.902		BEST LAP TIME : 1:54.318		DIFFERENCE : 0.416			
LAP	SECTOR 1	SECTOR 2	SECTOR 3	LAP TIME	MPH	DIFF	TIME OF DAY
1 -		51.864	27.043	2:01.664	71.99	7.346	15:35:24.157
2 -	36.500	50.987	26.832	1:54.319 (2)	76.62	0.001	15:37:18.476
3 -	36.652	50.734	27.101	1:54.487 (3)	76.51	0.169	15:39:12.963
4 -	36.336	50.916	27.066	1:54.318 (1)	76.62		15:41:07.281
5 -	36.754	52.543	27.751	1:57.048	74.83	2.730	15:43:04.329

P4 0		Paul TOLAND		Yamaha TZR250 - Kippers keys			
IDEAL LAP TIME : 1:58.123		BEST LAP TIME : 1:58.677		DIFFERENCE : 0.554			
LAP	SECTOR 1	SECTOR 2	SECTOR 3	LAP TIME	MPH	DIFF	TIME OF DAY
1 -		53.678	27.654	2:05.792	69.63	7.115	15:35:28.285
2 -	37.629	53.283	27.882	1:58.794 (2)	73.73	0.117	15:37:27.079
3 -	37.541	52.934	28.565	1:59.040	73.58	0.363	15:39:26.119
4 -	37.914	53.102	27.824	1:58.840 (3)	73.71	0.163	15:41:24.959
5 -	37.634	52.928	28.115	1:58.677 (1)	73.81		15:43:23.636

P5 15 C		Billy PERKINS		Yamaha TZR250 - T.w fuggle & son / Windsor food machinery			
IDEAL LAP TIME : 1:57.861		BEST LAP TIME : 1:58.109		DIFFERENCE : 0.248			
LAP	SECTOR 1	SECTOR 2	SECTOR 3	LAP TIME	MPH	DIFF	TIME OF DAY
1 -		53.844	28.145	2:06.818	69.07	8.709	15:35:29.311
2 -	37.291	53.859	28.085	1:59.235	73.46	1.126	15:37:28.546
3 -	37.354	53.282	28.352	1:58.988 (3)	73.61	0.879	15:39:27.534
4 -	36.879	53.309	27.921	1:58.109 (1)	74.16		15:41:25.643
5 -	37.109	53.348	27.700	1:58.157 (2)	74.13	0.048	15:43:23.800

P6 70		Andrew BURSCOUGH		Yamaha YPVS 350 - Apollo/Merlin/Abbey/Martitanium			
IDEAL LAP TIME : 1:58.291		BEST LAP TIME : 1:58.291		DIFFERENCE : 0.000			
LAP	SECTOR 1	SECTOR 2	SECTOR 3	LAP TIME	MPH	DIFF	TIME OF DAY
1 -		53.097	28.114	2:04.888	70.14	6.597	15:35:27.381
2 -	37.759	54.325	28.239	2:00.323 (3)	72.80	2.032	15:37:27.704
3 -	37.639	53.497	28.161	1:59.297 (2)	73.42	1.006	15:39:27.001
4 -	37.525	52.819	27.947	1:58.291 (1)	74.05		15:41:25.292
5 -	42.535	53.854	28.167	2:04.556	70.32	6.265	15:43:29.848

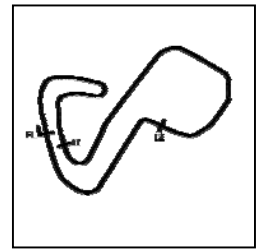
Weather / Track : Cloudy / Wet

Brands Hatch GP
Circuit Length = 2.4332 miles
Start: 15:33 Flag 15:43 End: 15:45

BMCRC - MRO Championships 2020 - Rnd 4 @ Brands Hatch GP

DFDS Yamaha Past Masters

RACE 13 - SECTOR ANALYSIS



SECTOR 1 = FL to I1, SECTOR 2 = I1 to I2, SECTOR 3 = I2 to FL, DIFF = Difference To Personal Best Lap, P = Crossed Finish Line in Pit Lane, D = Time Disallowed

P7 19		Peter BRANTON		Yamaha TZR250 - Exactweld Racing			
IDEAL LAP TIME : 1:57.666		BEST LAP TIME : 1:57.762		DIFFERENCE : 0.096			
LAP	SECTOR 1	SECTOR 2	SECTOR 3	LAP TIME	MPH	DIFF	TIME OF DAY
1 -		56.372	28.267	2:09.728	67.52	11.966	15:35:32.221
2 -	38.730	53.189	28.493	2:00.412	72.74	2.650	15:37:32.633
3 -	38.498	53.161	28.420	2:00.079 (3)	72.95	2.317	15:39:32.712
4 -	37.861	52.635	27.266	1:57.762 (1)	74.38		15:41:30.474
5 -	37.765	53.851	27.810	1:59.426 (2)	73.34	1.664	15:43:29.900

P8 74		Paul WHITBY		Yamaha TZR250 - Greybridge Ltd			
IDEAL LAP TIME : 2:00.079		BEST LAP TIME : 2:00.532		DIFFERENCE : 0.453			
LAP	SECTOR 1	SECTOR 2	SECTOR 3	LAP TIME	MPH	DIFF	TIME OF DAY
1 -		55.482	27.945	2:09.393	67.69	8.861	15:35:31.886
2 -	38.125	54.009	28.398	2:00.532 (1)	72.67		15:37:32.418
3 -	38.517	54.603	28.808	2:01.928 (3)	71.84	1.396	15:39:34.346
4 -	38.324	54.623	28.715	2:01.662 (2)	72.00	1.130	15:41:36.008
5 -	39.482	55.791	28.779	2:04.052	70.61	3.520	15:43:40.060

P9 81		Scott GRANT		Yamaha TZR250 - Avbase Flight Group			
IDEAL LAP TIME : 2:00.872		BEST LAP TIME : 2:01.342		DIFFERENCE : 0.470			
LAP	SECTOR 1	SECTOR 2	SECTOR 3	LAP TIME	MPH	DIFF	TIME OF DAY
1 -		54.809	28.615	2:08.766	68.02	7.424	15:35:31.259
2 -	38.503	53.754	29.085	2:01.342 (1)	72.19		15:37:32.601
3 -	38.896	56.245	30.508	2:05.649	69.71	4.307	15:39:38.250
4 -	39.313	54.391	28.743	2:02.447 (3)	71.53	1.105	15:41:40.697
5 -	39.284	54.237	28.721	2:02.242 (2)	71.65	0.900	15:43:42.939

P10 60 C		Daniel GOUGH		Yamaha TZR 250 - G Force Motorcycles			
IDEAL LAP TIME : 2:00.781		BEST LAP TIME : 2:01.471		DIFFERENCE : 0.690			
LAP	SECTOR 1	SECTOR 2	SECTOR 3	LAP TIME	MPH	DIFF	TIME OF DAY
1 -		56.303	28.982	2:11.623	66.55	10.152	15:35:34.116
2 -	38.577	55.132	29.186	2:02.895 (3)	71.27	1.424	15:37:37.011
3 -	38.503	55.189	29.430	2:03.122	71.14	1.651	15:39:40.133
4 -	38.404	54.296	28.774	2:01.474 (2)	72.11	0.003	15:41:41.607
5 -	39.094	54.203	28.174	2:01.471 (1)	72.11		15:43:43.078

P11 57		Geoff MOOK		Yamaha TZR250 -			
IDEAL LAP TIME : 2:01.096		BEST LAP TIME : 2:01.348		DIFFERENCE : 0.252			
LAP	SECTOR 1	SECTOR 2	SECTOR 3	LAP TIME	MPH	DIFF	TIME OF DAY
1 -		56.499	28.731	2:10.980	66.87	9.632	15:35:33.473
2 -	38.130	55.761	29.607	2:03.498 (3)	70.93	2.150	15:37:36.971
3 -	38.274	55.086	29.396	2:02.756 (2)	71.35	1.408	15:39:39.727
4 -	38.382	54.281	28.685	2:01.348 (1)	72.18		15:41:41.075
5 -	39.451	55.259	29.231	2:03.941	70.67	2.593	15:43:45.016

P12 26 R		Damian LEE		Yamaha TZR250 - Leed Autos			
IDEAL LAP TIME : 2:03.799		BEST LAP TIME : 2:04.376		DIFFERENCE : 0.577			
LAP	SECTOR 1	SECTOR 2	SECTOR 3	LAP TIME	MPH	DIFF	TIME OF DAY
1 -		56.714	28.808	2:12.817	65.95	8.441	15:35:35.310
2 -	39.052	55.939	29.385	2:04.376 (1)	70.43		15:37:39.686
3 -	40.120	57.241	29.581	2:06.942 (3)	69.00	2.566	15:39:46.628
4 -	39.606	56.956	29.641	2:06.203 (2)	69.41	1.827	15:41:52.831
5 -	40.013	57.786	29.515	2:07.314	68.80	2.938	15:44:00.145

Weather / Track : Cloudy / Wet

Brands Hatch GP

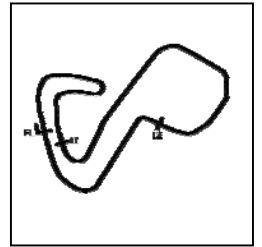
Circuit Length = 2.4332 miles

Start: 15:33 Flag 15:43 End: 15:45

BMCRC - MRO Championships 2020 - Rnd 4 @ Brands Hatch GP

DFDS Yamaha Past Masters

RACE 13 - SECTOR ANALYSIS



SECTOR 1 = FL to I1, SECTOR 2 = I1 to I2, SECTOR 3 = I2 to FL, DIFF = Difference To Personal Best Lap, P = Crossed Finish Line in Pit Lane, D = Time Disallowed

P13 46 C		Kevin MARSHALL		Yamaha TZR250 -			
IDEAL LAP TIME : 2:13.640		BEST LAP TIME : 2:14.847		DIFFERENCE : 1.207			
LAP	SECTOR 1	SECTOR 2	SECTOR 3	LAP TIME	MPH	DIFF	TIME OF DAY
1 -		1:00.601	30.743	2:20.488	62.35	5.641	15:35:42.981
2 -	42.296	1:01.182	31.369	2:14.847 (1)	64.96		15:37:57.828
3 -	42.398	1:01.538	32.601	2:16.537	64.15	1.690	15:40:14.365
4 -	42.470	1:01.200	31.664	2:15.334 (2)	64.72	0.487	15:42:29.699
5 -	43.242	1:01.599	31.154	2:15.995 (3)	64.41	1.148	15:44:45.694

P14 33 C		Kieran LEWIS		Yamaha TZR250 - Controls For Doors Ltd/ G Force Motorcycles			
IDEAL LAP TIME : 2:13.209		BEST LAP TIME : 2:13.492		DIFFERENCE : 0.283			
LAP	SECTOR 1	SECTOR 2	SECTOR 3	LAP TIME	MPH	DIFF	TIME OF DAY
1 -		1:04.981	32.140	2:31.012	58.00	17.520	15:35:53.505
2 -	42.694	1:01.116	31.233	2:15.043 (3)	64.86	1.551	15:38:08.548
3 -	42.111	1:01.187	31.780	2:15.078	64.85	1.586	15:40:23.626
4 -	42.966	1:00.515	31.065	2:14.546 (2)	65.10	1.054	15:42:38.172
5 -	42.394	1:00.073	31.025	2:13.492 (1)	65.62		15:44:51.664

P15 100 R		Stephen WIMBLE		Yamaha TZR 250 - www.ypmrc.co.uk			
IDEAL LAP TIME : 2:16.851		BEST LAP TIME : 2:17.495		DIFFERENCE : 0.644			
LAP	SECTOR 1	SECTOR 2	SECTOR 3	LAP TIME	MPH	DIFF	TIME OF DAY
1 -		1:03.828	32.282	2:30.166	58.33	12.671	15:35:52.659
2 -	43.405	1:02.937	31.689	2:18.031 (3)	63.46	0.536	15:38:10.690
3 -	43.532	1:03.006	32.386	2:18.924	63.05	1.429	15:40:29.614
4 -	42.890	1:02.627	31.978	2:17.495 (1)	63.71		15:42:47.109
5 -	43.380	1:02.272	31.944	2:17.596 (2)	63.66	0.101	15:45:04.705

P16 42 C		Martin PEARSON		Yamaha TZR250 - Viking Inspection			
IDEAL LAP TIME : 2:18.986		BEST LAP TIME : 2:19.343		DIFFERENCE : 0.357			
LAP	SECTOR 1	SECTOR 2	SECTOR 3	LAP TIME	MPH	DIFF	TIME OF DAY
1 -		1:04.819	33.970	2:32.010	57.62	12.667	15:35:54.503
2 -	45.440	1:04.051	32.788	2:22.279	61.56	2.936	15:38:16.782
3 -	44.167	1:02.384	32.792	2:19.343 (1)	62.86		15:40:36.125
4 -	45.012	1:03.538	32.553	2:21.103 (3)	62.08	1.760	15:42:57.228
5 -	44.586	1:02.435	32.435	2:19.456 (2)	62.81	0.113	15:45:16.684

P17 25 C		Nigel TERRY		Yamaha TZR250 - NTrap Garage Doors			
IDEAL LAP TIME : 2:23.951		BEST LAP TIME : 2:26.288		DIFFERENCE : 2.337			
LAP	SECTOR 1	SECTOR 2	SECTOR 3	LAP TIME	MPH	DIFF	TIME OF DAY
1 -		1:05.864	33.119	2:33.295	57.14	7.007	15:35:55.788
2 -	45.518	1:06.960	33.810	2:26.288 (1)	59.88		15:38:22.076
3 -	46.484	1:05.314	35.452	2:27.250 (2)	59.48	0.962	15:40:49.326
4 -	46.287	1:08.082	34.755	2:29.124 (3)	58.74	2.836	15:43:18.450

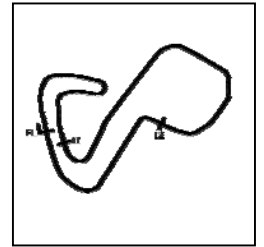
P18 67 C		Mark BAILEY		Yamaha TZR250 - Gforce motorcycles			
IDEAL LAP TIME : 2:28.281		BEST LAP TIME : 2:32.055		DIFFERENCE : 3.774			
LAP	SECTOR 1	SECTOR 2	SECTOR 3	LAP TIME	MPH	DIFF	TIME OF DAY
1 -		1:06.545	34.145	2:37.943	55.46	5.888	15:36:00.436
2 -	47.591	1:08.661	36.005	2:32.257 (2)	57.53	0.202	15:38:32.693
3 -	48.353	1:08.510	35.401	2:32.264 (3)	57.53	0.209	15:41:04.957
4 -	48.328	1:08.135	35.592	2:32.055 (1)	57.60		15:43:37.012

Weather / Track : Cloudy / Wet

BMCRC - MRO Championships 2020 - Rnd 4 @ Brands Hatch GP

DFDS Yamaha Past Masters

RACE 13 - SECTOR ANALYSIS



SECTOR 1 = FL to I1, SECTOR 2 = I1 to I2, SECTOR 3 = I2 to FL, DIFF = Difference To Personal Best Lap, P = Crossed Finish Line in Pit Lane, D = Time Disallowed

LAP	SECTOR 1	SECTOR 2	SECTOR 3	LAP TIME	MPH	DIFF	TIME OF DAY
P19 4 Denis HALIL Yamaha TZR250 - D & A AUTOS							
IDEAL LAP TIME : 1:57.781		BEST LAP TIME : 1:57.781		DIFFERENCE : 0.000			
1 -		54.996	28.090	2:07.921	68.47	10.140	15:35:30.414
2 -	37.103	53.608	27.762	1:58.473 (2)	73.93	0.692	15:37:28.887
3 -	37.205	54.165	27.701	1:59.071 (3)	73.56	1.290	15:39:27.958
4 -	37.051	53.061	27.669	1:57.781 (1)	74.37		15:41:25.739
P20 96 Anthony JOHNSON Yamaha TZR 250 - Technical lifting service's							
IDEAL LAP TIME : 1:53.208		BEST LAP TIME : 1:53.724		DIFFERENCE : 0.516			
1 -		51.872	27.110	2:01.118	72.32	7.394	15:35:23.611
2 -	36.226	50.923	26.575	1:53.724 (1)	77.02		15:37:17.335
P21 73 R Colvin TURNER Yamaha TZR250 -							
IDEAL LAP TIME : 2:34.072		BEST LAP TIME : 2:38.489		DIFFERENCE : 4.417			
1 -		1:09.379	34.898	2:42.025	54.06	3.536	15:36:04.518
2 -	49.795	1:11.623	37.071	2:38.489 (1)	55.27		15:38:43.007
P22 99 C Paul FIRTH Yamaha TZR 250 2MA -							
IDEAL LAP TIME : 2:17.256		BEST LAP TIME :		DIFFERENCE :			
1 -		1:02.284	30.881	2:26.707	59.70		15:35:49.200

BMCRC - MRO Championships 2020 - Rnd 4 @ Brands Hatch GP

DFDS Yamaha Past Masters

RACE 13 - BEST SECTORS

SECTOR 1			SECTOR 2			SECTOR 3			IDEAL / BEST COMPARISON						
POS	NO	NAME	TIME	NO	NAME	TIME	NO	NAME	TIME	POS	NO	NAME	IDEAL	BEST	DIFF
													PERFECT LAP	1:52.823	
1	24	CARSON	35.841	96	JOHNSON	50.407	96	JOHNSON	26.575	1	96	JOHNSON	1:53.208	1:53.724	0.516
2	13	KELMAN	35.994	13	KELMAN	50.507	24	CARSON	26.713	2	13	KELMAN	1:53.370	1:53.445	0.075
3	96	JOHNSON	36.226	11	BOWN	50.734	11	BOWN	26.832	3	24	CARSON	1:53.790	1:53.970	0.180
4	11	BOWN	36.336	24	CARSON	51.236	13	KELMAN	26.869	4	11	BOWN	1:53.902	1:54.318	0.416
5	15	PERKINS	36.879	19	BRANTON	52.635	19	BRANTON	27.266	5	19	BRANTON	1:57.666	1:57.762	0.096
6	4	HALIL	37.051	70	BURSCOUGH	52.819	0	TOLAND	27.654	6	4	HALIL	1:57.781	1:57.781	0.000
7	70	BURSCOUGH	37.525	0	TOLAND	52.928	4	HALIL	27.669	7	15	PERKINS	1:57.861	1:58.109	0.248
8	0	TOLAND	37.541	4	HALIL	53.061	15	PERKINS	27.700	8	0	TOLAND	1:58.123	1:58.677	0.554
9	19	BRANTON	37.765	15	PERKINS	53.282	74	WHITBY	27.945	9	70	BURSCOUGH	1:58.291	1:58.291	0.000
10	74	WHITBY	38.125	81	GRANT	53.754	70	BURSCOUGH	27.947	10	74	WHITBY	2:00.079	2:00.532	0.453
11	57	MOOK	38.130	74	WHITBY	54.009	60	GOUGH	28.174	11	60	GOUGH	2:00.781	2:01.471	0.690
12	60	GOUGH	38.404	60	GOUGH	54.203	81	GRANT	28.615	12	81	GRANT	2:00.872	2:01.342	0.470
13	81	GRANT	38.503	57	MOOK	54.281	57	MOOK	28.685	13	57	MOOK	2:01.096	2:01.348	0.252
14	26	LEE	39.052	26	LEE	55.939	26	LEE	28.808	14	26	LEE	2:03.799	2:04.376	0.577
15	33	LEWIS	42.111	33	LEWIS	1:00.073	46	MARSHALL	30.743	15	33	LEWIS	2:13.209	2:13.492	0.283
16	46	MARSHALL	42.296	46	MARSHALL	1:00.601	99	FIRTH	30.881	16	46	MARSHALL	2:13.640	2:14.847	1.207
17	100	WIMBLE	42.890	100	WIMBLE	1:02.272	33	LEWIS	31.025	17	100	WIMBLE	2:16.851	2:17.495	0.644
18	99	FIRTH	44.091	99	FIRTH	1:02.284	100	WIMBLE	31.689	18	99	FIRTH	2:17.256		
19	42	PEARSON	44.167	42	PEARSON	1:02.384	42	PEARSON	32.435	19	42	PEARSON	2:18.986	2:19.343	0.357
20	25	TERRY	45.518	25	TERRY	1:05.314	25	TERRY	33.119	20	25	TERRY	2:23.951	2:26.288	2.337
21	67	BAILEY	47.591	67	BAILEY	1:06.545	67	BAILEY	34.145	21	67	BAILEY	2:28.281	2:32.055	3.774
22	73	TURNER	49.795	73	TURNER	1:09.379	73	TURNER	34.898	22	73	TURNER	2:34.072	2:38.489	4.417
23															

Weather / Track : Cloudy / Wet

Results can be found at www.tsl-timing.com

Brands Hatch GP

Circuit Length = 2.4332 miles

Start: 15:33 Flag 15:43 End: 15:45

Printed - 15:46 Sunday, 04 October 2020

BMCRC - MRO Championships 2020 - Rnd 4 @ Brands Hatch GP

DFDS Yamaha Past Masters

RACE 13 - STATISTICS

Competitors Started 22
Planned Start 2020-10-04 @ 15:00:00.000
Actual Start 2020-10-04 @ 15:33:22.492
Finish Time 2020-10-04 @ 15:43:00.014
Track Length 2.4332mi.
Total Laps 97
Total Distance Covered 236.0290mi.

Session Fastest Lap History

NO	CL	NAME	LAP TIME	TIME OF DAY	LAP	VEHICLE
13		Jamie KELMAN	1:54.274	15:37:16.935	2	Yamaha TZR250
96		Anthony JOHNSON	1:53.724	15:37:17.347	2	Yamaha TZR 250
13		Jamie KELMAN	1:53.445	15:41:04.406	4	Yamaha TZR250

Session Leader History

NO	CL	NAME	FROM LAP	LAPS LED	DISTANCE	VEHICLE
13		Jamie KELMAN	1	5	12.16 miles	Yamaha TZR250

Flag History

TYPE	TIME OF DAY
GREEN	15:33:22.492
FINISH	15:43:00.014

Flag Statistics

TYPE	COUNT	TOTAL LAPS	TOTAL TIME
Green	1	5	11:56.579
Red	0	0	0.000
Safety Car	0	0	0.000
FCY	0	0	0.000

BMCRC - MRO Championships 2020 - Rnd 4 @ Brands Hatch GP

DFDS Yamaha Past Masters

RACE 13 - STATISTICS

CLASS :

11 Starters

Fastest Lap History

NO	NAME	LAP TIME	TIME OF DAY	LAP	VEHICLE
13	Jamie KELMAN	1:54.274	15:37:16.935	2	Yamaha TZR250
96	Anthony JOHNSON	1:53.724	15:37:17.347	2	Yamaha TZR 250
13	Jamie KELMAN	1:53.445	15:41:04.406	4	Yamaha TZR250

Leader History

NO	NAME	FROM LAP	LAPS LED	DISTANCE	VEHICLE
13	Jamie KELMAN	1	5	12.16 miles	Yamaha TZR250

BMCRC - MRO Championships 2020 - Rnd 4 @ Brands Hatch GP

DFDS Yamaha Past Masters

RACE 13 - STATISTICS

CLASS : C

8 Starters

Fastest Lap History

NO	NAME	LAP TIME	TIME OF DAY	LAP	VEHICLE
15	Billy PERKINS	1:59.235	15:37:28.558	2	Yamaha TZR250
15	Billy PERKINS	1:58.988	15:39:27.547	3	Yamaha TZR250
15	Billy PERKINS	1:58.109	15:41:25.655	4	Yamaha TZR250

Leader History

NO	NAME	FROM LAP	LAPS LED	DISTANCE	VEHICLE
15	Billy PERKINS	1	5	12.16 miles	Yamaha TZR250

BMCRC - MRO Championships 2020 - Rnd 4 @ Brands Hatch GP

DFDS Yamaha Past Masters

RACE 13 - STATISTICS

CLASS : R

3 Starters

Fastest Lap History

NO	NAME	LAP TIME	TIME OF DAY	LAP	VEHICLE
26	Damian LEE	2:04.376	15:37:39.696	2	Yamaha TZR250

Leader History

NO	NAME	FROM LAP	LAPS LED	DISTANCE	VEHICLE
26	Damian LEE	1	5	12.16 miles	Yamaha TZR250